


İçindekiler

Index

Inhaltsverzeichnis



Genel Bilgiler <i>General Info.</i> Einführung	Sembollerin Açıklaması	<i>Key of Symbols</i>	Erklärung der Bezeichnungen	03
	Ürün Yelpazesi	<i>Production Range</i>	Produktpalette	04
	M Serisi Redüktörlerin Genel Özellikleri	<i>General Specifications of M Series Gearboxes</i>	Allgemeine Eigenschaften Von M Serie Getrieben	06
	Teknik Tanımlamalar	<i>Technical Explanations</i>	Technische Erläuterungen	07
	Teknik Özellikler	<i>Technical Specifications</i>	Technische Informationen	07
	Aksesuarlar	<i>Accessories</i>	Zubehör	08
	Yüzey Koruması	<i>Surface Protection</i>	Oberflächenschutz	08
	Tip Tanımlaması	<i>Unit Designation</i>	Typenbezeichnungen	10
	Örnek Tip Tanımlamaları	<i>Sample Designations</i>	Typenbezeichnungsbeispiele	13
	Motor Büyüklüğüne Göre Geometrik Çevrim Oranı Komb.	<i>Geomet. Possible Combinations of Ratios According to Motor Size</i>	Geomet. Mögliche Kombi. von Übersetz. nach Motorbaugröße	14
	Servis Faktörü	<i>Service Factor</i>	Betriebsfaktor	16
	Yük Sınıflandırması	<i>Load Classification</i>	Belastungsart	17
	Redüktör Dönüş Yönleri	<i>Direction of Rotation</i>	Getriebedrehrichtungen	19
	Radyal Yükler	<i>Overhung Loads</i>	Querkräfte	20
	Radyal Yüklerin Hesabı	<i>Calculation Of Overhung Loads</i>	Berechnung der Querkräfte	21
	Eşdeğer Güç Hesabı	<i>Equivalent Power Calculation</i>	Äquivalente Leistung	22
	Eşdeğer Güç Hesabı Örneği	<i>Equivalent Power Cal. Example</i>	Beispiel für Äquivalente Leistung	23
	Redüktör Seçimi	<i>Gearbox Selection</i>	Getriebeauswahl	24
	Redüktör Seçim Formu	<i>Gearbox Selection Form</i>	Formular für Getriebeauswahl	26
	Yağlama	<i>Lubrication</i>	Schmierung	29
	Genleşme Tankı	<i>Expansion Tank</i>	Ölgleichsbehälter	30
	Yağ Tipleri	<i>Oil Types</i>	Schmierstoffe	31
	Montaj Pozisyonları	<i>Mounting Positions</i>	Bauformen	32
	Montaj Şekilleri ve Yağ Tapaları	<i>Mounting Pos. and Oil plugs</i>	Bauform. und Ölverschlussschra.	33
Motorlar <i>Motors</i> Motor	Yağ Miktarları	<i>Oil Quantities</i>	Ölmengen Tabellen	33
	AC Motorlar	<i>AC Motors</i>	Drehstrommotoren:	
	a- Genel Özellikler	<i>a- General Spec. of AC Motors</i>	a-Eigensch. des Drehstrommotors	39
M0403-0520	b- Çalışma Türleri	<i>b-Modes of Operation</i>	b-Betriebsarten	40
	c- Koruma Sınıfı	<i>c- Protection Class</i>	c- Schutzarten	41
	d- İzolasyon Sınıfı	<i>d- Insulation Class</i>	d- Isolationsklasse	41
	e- Verim Sınıfları	<i>e- Efficiency Classes</i>	e- Energieeffizienzklassen	41




İçindekiler

Index

Inhaltsverzeichnis



Frenler Brakes Bremsen	f- AC Frekans İvertörler	<i>f- AC Frequency Inverters</i>	f- AC Frequenz Umrichter	42
	DC Motorlar	<i>DC Motors</i>	DC Motoren	
	a- Genel Özellikler	<i>a- General Specif. of DC Motors</i>	a- Eigenschaften von DC Motoren	43
	b- DC Motorların Çalışma İlkeleri	<i>b- Operating principals of DC Motors</i>	b- Funktionsprinzip der DC Motoren	43
	c- DC Motor Çeşitleri	<i>c- Types of DC Motors</i>	c- Arten von DC Motoren	43
	d- DC Motorlarda Hız Kontr.	<i>d- Speed Control of DC motors</i>	d- Drehzahl Kontrolle DC Motoren	43
	Elektromanyetik Frenler	<i>Electromagnetic Brakes</i>	Elektromagnetische Bremsen	44
	Fren Çeşitleri	<i>Brake Types</i>	Bremsenarten	44
	Fren Bağlantı Şekli	<i>Connection Types</i>	Schaltungsarten	45
	Fren Seçimi	<i>Brake Selection</i>	Bremswahl	46
	Frenin Termik Kapasitesi	<i>The Thermal Capacity of Brake</i>	Therm. Kapazität der Bremsen	47
Güç Devir Tabl. <i>Perform. Tables</i> Leistung- Drehzahl Tabellen.	Motorlu Güç Devir Tabloları	<i>Geared Motors Performance Tables</i>	Getriebe Motoren Leistung und drehzahl Übersicht	49
	Motorsuz Güç Devir Tabloları	<i>Gear Units Performance Tables</i>	Getriebe Leistung und Drehzahl- übersicht	319
Ölçü Sayfaları <i>Dimension Pages</i> Abmesungs Tabellen	MR, NR serileri	<i>MR, NR series</i>	MR, NR serien	105
	MN, NN serileri	<i>MN, NN series</i>	MN, NN serien	136
	MV, NV serileri	<i>MV, NV series</i>	MV, NV serien	176
	MT, NT serileri	<i>MT, NT series</i>	MT, NT serien	333
	MRF serileri	<i>MRF series</i>	MRF serie	206
	MNF serileri	<i>MNF series</i>	MNF serie	222
	MVF serileri	<i>MVF series</i>	MVF serie	246
	MTF serileri	<i>MTF series</i>	MTF serie	364
	NRB serileri	<i>NRB series</i>	NRB serie	262
	NNB serileri	<i>NNB series</i>	NNB serie	280
	NVB serileri	<i>NVB series</i>	NVB serie	300
	NTB serileri	<i>NTB series</i>	NTB serie	376
Motorlar Motors Motor	Elektrik Motorlarının Performans Değerleri	<i>Electric Motors Ratings and Performance</i>	Elektromotoren Leistungsdaten	395



Genel Bilgiler

General Information

Einführung



Sembollerin Açıklaması

c_t: Anahtarın devreye girme zamanı katsayısı

f_s: Servis faktörü

F_{ama}: Çıkış milinde müsaade edilen eksenel yükler [kN]

F_{ame}: Giriş milinde müsaade edilen eksenel yükler [kN]

F_{qam}: Çıkış milinde izin verilen radyal yöndeki yükler [N]

F_{qem}: Giriş milinde izin verilen radyal yöndeki yükler [N]

F_{qa}: Çıkış miline gelen radyal yöndeki yükler [N]

F_{qe}: Giriş miline gelen radyal yöndeki yükler [N]

F_q: Radyal yöndeki yükler [N]

F_a: Eksenel yöndeki yükler [N]

i: Tahvil oranı

J_{ext}: Motor miline indirgenmiş toplam dış atalet momenti [kgm²]

M_2: Çıkış momenti [Nm]

M_a: Anma momenti [Nm]

n_1: Redüktör giriş mili devri [d/dak]

n_2: Redüktör çıkış mili devri [d/dak]

P_{eq}: Eşdeğer güç [kW]

P_e: Nominal güç (Bak. Güç-Devir Tabloları) [kW]

P_M: Tahrik edilecek makina için gerekli güç (Değişken yükler için eşdeğer güç alınır) [kW]

t: Zaman [s]

T_e: Eşdeğer moment [Nm]

Key of Symbols

c_t: Coefficient of switch on time.

f_s: Service factor

F_{ama}: Permissible axial loads which can be applied to output shafts [kN]

F_{ame}: Permissible axial loads which can be applied to input shafts [kN]

F_{qam}: Permissible overhung loads which can be applied to output shafts [N]

F_{qem}: Permissible overhung loads which can be applied to input shafts [N]

F_{qa}: Overhung loads applied to the output shaft [N]

F_{qe}: Overhung loads applied to the input shafts [N]

F_q: Overhung loads on output shaft [N]

F_a: Axial loads on output shaft [N]

i: Transmission ratio

J_{ext}: The total inertia of rotating parts at outside reduced at the motor shaft [kgm²]

M_2: Output torque [Nm]

M_a: Nominal torque [Nm]

n_1: Input speed of gearbox [rpm]

n_2: Output speed of gearbox [rpm]

P_{eq}: Equivalent power [kW]

P_e: Nominal power (given on performance tables) [kW]

P_M: Power consumption of the driven machine (for alternating power, refer to equivalent power) [kW]

t: Time [s]

T_e: Equivalent torque [Nm]

Erklärung der Bezeichnungen

c_t: Koeffizient der Tätigkeitszeit von Schalter

f_s: Betriebsfaktor

F_{ama}: Zulässige Axialkräfte auf Abtriebswelle [kN]

F_{ame}: Zulässige Axialkräfte auf Antriebswelle [kN]

F_{qam}: Zulässige Querkräfte auf Abtriebswelle [N]

F_{qem}: Zulässige Querkräfte auf Antriebswelle [N]

F_{qa}: Querkräfte auf Abtriebswelle [N]

F_{qe}: Querkräfte auf Antriebswelle [N]

F_q: Querkräfte auf Abtriebswelle [N]

F_a: Querkräfte auf Antriebswelle [N]

i: Übersetzungsverhältnis

J_{ext}: Die Gesamtträgheit der rotierende Teile von der Ausgangsseite reduziert auf Motorwelle [kgm²]

M_2: Ausgangsdrehmoment [Nm]

M_a: Nenndrehmoment [Nm]

n_1: Antriebsdrehzahl [U/min]

n_2: Abtriebsdrehzahl [U/min]


P_{eq}: Äquivalente Leistung [kW]

P_e: Getriebe Nennleistung (siehe Leistung-Drehzahlentabellen) [kW]

P_M: Leistung benötigt an der Abtriebswelle (Zur Berechnung bei variablen Leistungen äquivalente Leistung benutzen) [kW]

t: Zeit [s]

T_e: Minimales Drehmoment [Nm]



Genel Bilgiler

General Information

Einführung



Ürün Yelpazesi

Elinizdeki katalog sadece **M ve N serisi** ürünleri içermektedir.

- M ve N Serisi

Helisel alın dişliye sahip, giriş ve çıkış milleri aynı düzlem üzerinde ve birbirine paralel uzanan, üzerlerinde bulunan ayak veya flanş ile makina-ya sabitlenen redüktörlerdir. Dolu mil çıkışıdır.

- D Serisi

Helisel alın dişliye sahip, giriş ve çıkış milleri aynı düzlem üzerinde, birbirine paralel ve belirli bir aralıkta yerleştirilmiş, iki yan yüzde bulunan bağlantı civataları, flanş veya tork kolu ile makina-ya sabitlenen redüktörlerdir. Delik milli veya mil çıkışı olabilir.

- E Serisi

Sonsuz vida ve çark dişlili, belirli bir aralıkta ve birbirine dik konumlandırılmış giriş ve çıkış millerine sahip, çepçevre konumlandırılmış ayak bağlantıları, flanş veya tork kolu ile makina-ya sabitlenen redüktörlerdir. Delik milli veya mil çıkışı olabilir.

- Y Serisi

Yatık tip redüktörler, ağır şartlarda çalışmak üzere dizayn edilmiş redüktör tipleridir. Bu tiplerde redüktör ile bunu tahrik eden mekanizma arasında değişik bağlantı şekilleri mevcuttur (Mekanik ve hidrolik kaplinler, çeşitli tip kayışlar ve zincirle tahrik gibi). Delik milli veya mil çıkışı olabilir.

- K Serisi

Helisel alın dişli ve konik dişlilerden oluşan, birbirine dik ve belirli bir aralıkta konumlandırılmış giriş ve çıkış milline sahip, çepçevre sunulan ayaklar, flanş veya tork kolu ile makina-ya sabitlenen redüktörlerdir. E serisinden farklı olarak yüksek verime sahiptirler. Delik milli veya mil çıkışı olabilir.

- H ve B Serisi

Helisel ve/veya konik dişliye sahip ağır hizmet tipi redüktörlerdir. Giriş ve çıkış milleri birbirine paralel veya dik olabilir. Her yönden bağlantı için ayak bağlantıları bulunur. Opsiyonel olarak flanş ile de bağlanabilir. Delik milli veya mil çıkışı olabilir.

- T Serisi

T Serisi redüktörler helisel dişli iki kademe motorsuz delik milli redüktörlerdir. T Serisi redüktörler delik milli olması ve kompakt gövde yapısı sayesinde daha küçük hacimli alanlara montajı yapılabilmektedir.

- P ve R Serisi

P ve R Serisi redüktörler planet dişli redüktörlerdir. Endüstriyel ve mobil uygulamalarda kullanılırlar. Diğer redüktör tiplerine göre daha küçük hacimde daha büyük tork iletebilirler.

- VR Serisi

VR vinç redüktörleri M1 - M8 (1Dm - 5m) yük sınıflarına uygun olarak, çift veya sabit devirli frenli motorlarla üretilebilmektedir.

Production Range

*This catalogue is containing **M and N series** of gearboxes only.*

- M and N Series

M and N series of YILMAZ REDÜKTÖR are helical geared. The input and output shafts are parallel to each other and on the same plane. The gearbox can be connected to the machine by using the foot or flange on the gearbox. Has solid output shaft.

- D Series

D series are helical geared gearboxes with parallel input and output shafts. The shafts have a distance in between and located on the same plane. The gearbox can be assembled to the machine by using, the connection screws on the sides, flange or torque arm on the gearbox. Can have hollow or solid output shaft.

- E Series

E series gearboxes are with worm and worm-wheel. The input and output shafts are perpendicular to each other and have a distance in between. It can be assembled to the driven machine by the use of the foot, flange or torque arm on the gearbox. Can have hollow or solid output shaft.

- Y Series

Horizontal type gearboxes are designed to operate in heavy conditions. In these types there are a lot of combination forms between gearbox and driver (for example, mechanic and hydraulic couplings, various belt and chain drives etc.). Can have hollow or solid output shaft.

- K Series

These are gearboxes with helical and bevel gears. The input and output shafts are perpendicular to each other and have a distance in between. It can be assembled to the driven machine using the foot, flange or torque arm on the gearbox. They have high efficiency compared to E series. Can have hollow or solid output shaft.

- H and B Series

These gearboxes are helical or/and bevel geared industrial gearboxes. The input and output shafts can be arranged parallel or perpendicular to each other. The gearbox can be assembled by the use of the foot connections on each side. Flange connections are optional. Can have hollow or solid output shaft.

- T Series

T Series are gear units which are helical geared, two staged, hollow shaft mounted gear units and manufactured according to monoblock principal. T Series gearboxes have hollow shaft and compact housing so that T series can be mounted on smaller places.

- P and R Series

P and R Series gearboxes are planetary gearboxes. They are mostly used by industrial and mobile applications. Planetary gearboxes can transfer high torques in small volumes compared to other gearboxes.

- VR Serie

VR hoist drives are produced according to M1 - M8 (1Dm - 5m) load classification.

Produktpalette

Dieses Katalog umfasst nur die **M und N Serie** Getriebe.

- M und N Serie

Diese Modelle sind Stirnradgetriebe mit parallelen Antriebs- und Abtriebswelle auf einer Ebene. Die Getriebe werden mit Fuß- oder Flanschverbindung an die angetriebene Maschine angekoppelt. Hat Vollwelle am Ausgang.

- D Serie

Diese Getriebe sind Stirnradgetriebe mit paralleler Antriebs- und Abtriebswelle, die auf einer Ebene liegen und einen Abstand zueinander haben. Diese Getriebe wird seitlich mit Gewindelöchern am Maschine oder mit einer Flansch verbindet. Kann Voll- und Hohlwelle am Ausgang haben.

- E Serie

Diese Getriebe bestehen aus Schnecke und Schneckenrad. Die Antriebs- und Abtriebswellen sind senkrecht zueinander und haben einen bestimmten Abstand. Das Getriebe wird mit Fußbefestigung, Flanschverbindung oder mit Drehmomentstütze an die angetriebene Maschine montiert. Kann Voll- und Hohlwelle am Ausgang haben.

- Y Serie

Diese Getrieben sind für Einsatz unter schweren Bedingungen ausgelegt. Bei dieser Ausführung gibt es sehr viele verschiedene Verbindungsmöglichkeiten zwischen Antrieb und Getriebe (Zum Beispiel; mechanische und hydraulische Kupplungen, Riemtrieb, Kettentrieb usw.). Kann Voll- und Hohlwelle am Ausgang haben.

- K Serie

Diese Getrieben bestehen aus Stirnräder und Kegelhäder. Die Antrieb und Abtriebswellen sind senkrecht und haben einen Abstand zueinander. Das Getriebe wird mit Fußbefestigung, Flanschverbindung oder Drehmomentstütze an die angetriebene Maschine montiert. Der Wirkungsgrad ist wesentlich höher als E Serie. Kann Voll- und Hohlwelle am Ausgang haben.

- H und B Serie

Diese Getriebe sind geeignet für industrielle Anwendungen und haben parallelen oder senkrechten Antrieb und Abtriebswelle auf einer Ebene. Das Getriebe kann mit Füßen, die auf jede Seite der Getriebe vorhanden sind, oder optional mit Flansch an die angetriebene Maschine montiert werden. Kann Voll- und Hohlwelle am Ausgang haben.

- T Serie


TSerien Getriebe sind zwei stufige, schrägverzahnte Hohlwellenflachgetriebe in Monoblockgehäuse. Die T Serie hat eine kompakte Gehäuse und ist serienmäßig mit Abgangshohlwelle hergestellt, so dass das Getriebe minimalen Platzbedarf hat.

- P und R Serie

P und R Serie sind Planetengetriebe, die vielseitig im Industrie und bei mobiler Anwendungen einsetzbar sind, mit Planetenzahnräder. Planetengetriebe können im Vergleich zu anderen Getrieben größere Drehmomente bei kleineren Bauvolumen übertragen.

- VR Serie


VR Krane und Hebezeuge werden geeignet zur Belastungsart M1 - M8 (1Dm - 5m) hergestellt.



Genel Bilgiler

General Information

Einführung




M ...

13 farklı büyüklükte;
Moment aralığı: 50 - 18.000 Nm
Devir aralığı: 0,1 - 500 d/dak
13 different sizes:
Torque range: 50 - 18.000 Nm
Speed range: 0,1 - 500 rpm
13 verschiedene Baugrößen:
Drehmomentbereich: 50 - 18.000 Nm
Drehzahlbereich : 0,1 - 500 U/min



N ...

13 farklı büyüklükte;
Moment aralığı: 50 - 18.000 Nm
Devir aralığı: 0,1 - 500 d/dak
13 different sizes:
Torque range: 50 - 18.000 Nm
Speed range: 0,1 - 500 rpm
13 verschiedene Baugrößen:
Drehmomentbereich: 50 - 18.000 Nm
Drehzahlbereich : 0,1 - 500 U/min




E ...

8 farklı büyüklükte;
Moment aralığı: 5 - 1.000 Nm
Devir aralığı: 0,1 - 400 d/dak
8 different sizes:
Torque range: 5 - 1.000 Nm
Speed range: 0,1 - 400 rpm
8 verschiedene Baugrößen:
Drehmomentbereich: 5-1.000 Nm
Drehzahlbereich : 0,1-400 U/min



K ...

12 farklı büyüklükte;
Moment aralığı: 200 - 20.000 Nm
Devir aralığı: 0,1 - 400 d/dak
12 different sizes:
Torque range: 200 - 20.000 Nm
Speed range: 0,1 - 400 rpm
12 verschiedene Baugrößen:
Drehmomentbereich: 200 - 20.000 Nm
Drehzahlbereich : 0,1 - 400 U/min




D...

11 farklı büyüklükte;
Moment aralığı: 150 - 18.000 Nm
Devir aralığı: 0,1 - 350 d/dak
11 different sizes:
Torque range: 150 - 18.000 Nm
Speed range: 0,1 - 350 rpm
11 verschiedene Baugrößen:
Drehmomentbereich: 150 - 18.000 Nm
Drehzahlbereich : 0,1 - 350 U/min




Y ...

25 farklı büyüklükte;
Moment aralığı: 1200 - 43000 Nm
Devir aralığı: 2,6 - 990 d/dak
25 different sizes:
Torque range: 1200 - 43000 Nm
Speed range: 2,6 - 990 rpm
25 verschiedene Baugrößen:
Drehmomentber. :1200-43000 Nm
Drehzahlbereich : 2,6-990 U/min



H ...

20 farklı büyüklükte;
Moment aralığı: 2.500 - 470.000 Nm
Devir aralığı: 0,1 - 250 d/dak
20 different sizes:
Torque range: 2.500 - 470.000 Nm
Speed range: 0,1 - 250 rpm
20 verschiedene Baugrößen:
Drehmomentber. :2.500 - 470.000 Nm
Drehzahlbereich : 0,1 - 250 U/min




B ...

20 farklı büyüklükte;
Moment aralığı: 5.000 - 470.000 Nm
Devir aralığı: 0,1 - 115 d/dak
20 different sizes:
Torque range: 5.000 - 470.000 Nm
Speed range: 0,1 - 115 rpm
20 verschiedene Baugrößen:
Drehmomentber. :5.000-470.000 Nm
Drehzahlbereich : 0,1-115 U/min



P ...

10 farklı büyüklükte;
Moment aralığı: 1.000 - 50.000 Nm
Tahvil oranları: 3,5 - 3000 arası
10 different sizes:
Torque range: 1.000 - 50.000 Nm
Transmission ratio: 3,5 - 3000
10 verschiedene Baugrößen:
Drehmomentber. : 1.000 - 50.000 Nm
Übersetzung: 3,5 - 3000




R ...

10 farklı büyüklükte;
Moment aralığı: 1.000 - 50.000 Nm
Tahvil oranları: 3,5 - 3000 arası
10 different sizes:
Torque range: 1.000 - 50.000 Nm
Transmission ratio: 3,5 - 3000
10 verschiedene Baugrößen:
Drehmomentber. : 1.000 - 50.000 Nm
Übersetzung: 3,5 - 3000




T ...

10 farklı büyüklükte;
Moment aralığı: 200 - 18.000 Nm
Devir aralığı: 46 - 280 d/dak
10 different sizes:
Torque range: 200-18.000 Nm
Speed range: 46-280 rpm
10 verschiedene Baugrößen:
Drehmomentber. :200-18.000 Nm
Drehzahlbereich : 46-280 U/min



VR ...

VR vinç redüktörleri
M1 - M8 ,(1Dm - 5m) yük sınıfı
ISO 4301 / 1 ,(FEM 1.001 / III)
VR Hoist Drive Units
M1 - M8 ,(1Dm - 5m) load classification
ISO 4301 / 1 ,(FEM 1.001 / III)
VR Kran und Hebezeug Getriebe
M1 - M8 ,(1Dm - 5m) Belastungsart
ISO 4301 / 1 ,(FEM 1.001 / III)



Genel Bilgiler

General Information

Einführung



M Serisi Redüktörlerin Genel Özellikleri

YILMAZ REDÜKTÖR M serisi redüktörlerini rijitlik, sızdırmazlık, ses ve dişli mukavemetlerinde büyük avantajlar sağlayan bir prensip olan tekil gövde (monoblok) prensibine göre geliştirmiştir. Redüktörler içinde yataklamalar herhangi bir kapak veya gövdeye birleşimi olan parça üzerinde değil, direkt olarak gövdenin kendi üzerinde kalmaktadır. Gövde eksenlerinin tek operasyonda işlenmesi, yüksek imalat hassasiyeti sağlamaktadır. Yüksek teknolojiyle dişli toleranslarında elde ettiğimiz yüksek kalitelere GG20-22 malzemenin olan gövde cevap vermektedir. Bu prensip aynı zamanda rulman ve dişli ömürlerinde bir artış sağlamakta olup; yüksek radyal yükler taşınabilmektedir. Redüktör içinde kullanılan rulman, dişli ve mil hesaplamaları güncel standartlara dayanan profesyonel yazılımlar ile yapılmaktadır. Redüktör gövdesindeki ara perde gövde ana gövdeyle bir bütündür. Ara perde, dişlilerin her iki taraftan, dişliye en yakın noktadan yataklanmasını sağlar. Böylelikle millerin sehim ve salgılarının minimum düzeye inmesini sağlayarak sessiz redüktörlerin üretiminde rol oynamaktadır.

M serisi redüktörler kolay montaj ve esnek kullanım olanağına sahiptir. Redüktörlerin motor bağlantısı müşteri isteğine bağlı olarak standart akuple, IEC B5 veya B14'e uygun olabilir. Tüm modeller ayaklı veya flanşlı olarak, tek gövde içinde iki veya üç kademeli olarak sunulmaktadır. Redüktörler aynı güç ve devir değerleri için daha kompakt hale ve daha düşük eksen mil yüksekliklerine getirilmiştir. Tüm redüktörler modüler sistemde düşünülmüş olup, çiftli redüktörlerde ara bağlantılardaki değişiklikler minimum seviyeye indirilmiştir. Tüm toleranslar kalite güvence sistemi ile aktif kontrol altındadır.

YILMAZ REDÜKTÖR olarak tasarım prensibimiz;

- Yüksek teknoloji kullanmak
- Güvenilirlik,
- Yüksek güç yoğunluğu,
- Yüksek verim,
- Montaj uyumluluğu,
- Esnek çözümler

Dikkat Edilecek Hususlar !

- Bu katalogta verilen resimler görsel amaçlıdır ve şekilsel detaylar bağlayıcı değildir.
- YILMAZ REDÜKTÖR, ürünler ve kataloglar üzerinde, müşterileri bilgilendirmeksizin her türlü değişikliği yapma hakkına sahiptir.
- Ürünler teslim alındıktan sonra ürünle birlikte verilen kullanım kılavuzu okunmadan sistem devreye alınmamalıdır.
- Katalogta verilen yağ miktarları referans amaçlıdır. Gerçek yağ seviyesi için redüktör üzerinde bulunan yağ seviye tapası kullanılmalıdır. Yağ viskozitesi için, redüktör etiketine bakınız.
- Sipariş anında montaj pozisyonu bildirilmeyen M serisi redüktörler **M1**, N serisi redüktörler **M4** montaj pozisyonuna uygun sevk edilir. Etiketle yazan montaj pozisyonundan farklı bağlanan redüktörler garanti kapsamından çıkar. Bu katalogta verilen redüktör ağırlıkları ortalama ağırlık değerleridir. Tahvil oranına ve üzerinde bağlı olan aksesuara göre ağırlıklar farklılık gösterebilir.

General Specifications of M Series Gearboxes

YILMAZ REDÜKTÖR M series gearboxes has been developed according to the one part housing principle (monoblock) which has advantages in rigidity, oil leakage, noise level and gear strength. All bearings are supported by one part housing itself and not by cover plates or other parts which connects some other parts. Machining axes with one operation cycle gives high precision and very tight tolerances to axes. With high manufacturing technologies achieved high gear qualities have response with housing from GG20-22 material. This design ensures high bearing and gear lifetime at the mean time; high overhung loads can be taken. Calculations of bearings, gears and shafts used in the gearbox has been made with professional software, which are implemented according to up-to-date standards. The middle bearing support plate makes it possible to have optimum support for bearings used in three stage gearboxes. So run out and deformation by running on load is minimized which makes low noise gearbox production possible.

M series gearboxes have the ability of easy mounting and flexible usage. Motor connection of gearboxes can be offered according to customers request suitable to direct, IEC B5 or B14 connection. All models can be delivered foot or flange mounted with two or three stages in one housing. Gearboxes have lower axis height than the old models and compact for the same power and speed. All gearboxes has been designed modular so double gearboxes can be coupled with minimum change. Each tolerances on every part used in gearbox are actively controlled by our quality assurance system.

As we are YILMAZ REDÜKTÖR,our design principals are;

- Using high technology
- Reliability
- High power density
- High efficiency
- Mounting compatible
- Flexible solutions

Attention to the following points !

- Drawings are examples only and the details on the drawings or illustrations are not strictly binding.
- YILMAZ REDÜKTÖR reserve the right to make all kinds of changes in products and catalogues without any notice.
- Prior to commissioning, the operating instructions provided with the gearbox must be observed.
- Oil quantities given are guide values only. The exact quantity of oil should be checked by using the provided oil level plugs according mounting positions. For correct oil viscosity refer to the nameplate.
- If the mounting position is not informed upon ordering, the M series gear units are delivered according to **M1** and N series gear units are delivered according to **M4** mounting position. A different operation then the indicated mounting position on the name plate cancels the warranty. The weights given in this catalogue are mean values. Depending on the ratio and accessories the weights can differ.

Allgemeine Eigenschaften von M Serie Getrieben

YILMAZ REDÜKTÖR M Serie-Getriebe wurde nach dem Prinzip Blockgehäuse, welche Vor- teile beim Steifigkeit, Dichtheit, Geräusch und Zahnradfestigkeit hervorbringt, entwickelt. Alle Lagerungen sitzen auf nicht geteilte Oberfläche des Gehäuses, wo es keine Verbindung für Deckel oder ein anderes Teil gibt. Alle Achsen werden mit einer Aufspannung bearbeitet. Dieses Vorgehen erlaubt höchste Genauigkeit bei Achsentoleranzen. Mit hohen Fertigungstechnologien erreichte hohe Zahnqualitäten werden mit Gehäuse aus GG20-22 ergänzt. Diese Konstruktion sorgt für hohe Lager- und Zahnlebensdauer; so können hohe Querkräfte getragen werden. Berechnungen von Lagern, Getrieben und Wellen im Getriebe werden mit professioneller Software, die gemäß aktuellen Standards implementiert sind, durchgeführt. Die mittlere Trägerplatte ermöglicht eine optimale Unterstützung für Lager welches in der drei stufige Getriebe eingesetzt wird. So werden Rundlauffehler und Verformung unter Last minimiert, was Produktion von geräuscharmen Getrieben möglich macht.


M Serie-Getriebe sind leicht montierbar und einsetzbar. Motoranschluss von Getrieben kann nach Kundenwunsch geeignet zu direkte, IEC B5 oder B14-Verbindung angeboten werden. Alle Modelle können mit Fuß oder Flansch in zwei oder drei stufige Getriebegehäusen geliefert werden. Diese Getriebe haben niedrige Achsenhöhe als alte Modelle und sind kompakter für die gleiche Leistung und Geschwindigkeit. Alle Getriebe wurde modular konzipiert, sodass Doppel-Getriebe mit wenigem Aufwand gekoppelt werden kann. Jede Toleranzen auf jedem Teil in Getriebe werden aktiv durch Qualitätssicherungssystem überprüft.

Als YILMAZ REDÜKTÖR unsere Entwurfsprinzipien sind;

- Verwenden von hohen Fertigungstechniken
- Hohe Betriebssicherheit
- Leistungsdichte
- Hoher Wirkungsgrad
- Universale Montagemöglichkeit
- Sonderlösungen

Bitte folgende Punkte beachten !

- Die Abbildungen sind beispielhaft und nicht verbindlich.
- Alle Änderungen auf dem Katalog und an der Produkte bleiben vorbehalten und können ohne Kenntnisnahme erfolgen.
- Vor Inbetriebnahme ist die mit gelieferter Betriebsanleitung zu beachten.
- Angaben über Ölmengen sind unverbindlich. Maßgebend ist die Ölstandsschraube in der geeigneten Montageposition. Ölviskosität und Sorte muss den Angaben des Typenschildes entsprechen.
- Wenn die Bauform bei der Bestellung nicht angegeben ist, erfolgt die Lieferung in der Bauform **M1** für M Serie und **M4** für N Serie. Wenn die Getriebe anders als auf dem Namenschild benannte Bauform eingesetzt werden, verliert die Garantie ihre Gültigkeit. Die angegebenen Gewichte sind unverbindliche Mittelwerte ohne Zubehör; genauere Gewichte sind abhängig von Zubehör und Übersetzung.



Genel Bilgiler

General Information

Einführung



Teknik Tanımlamalar

- Çıkış Momenti (M_2): [Nm]

Motorun verdiği momentin tahvil oranı ve verimle ile çarpılarak elde edilen değerdir. Redüktörün çıkışından alınabilecek moment gösterir.

- Anma Momenti (M_a): [Nm]

Redüktörün $f_s=1$ şartı için mekanik olarak taşıdığı moment değeridir.

- Nominal Güç (P_n): [kW]

Nominal güç, redüktörün $f_s=1$ şartı için mekanik olarak taşıyabileceği güç değeridir. Redüktörlerin nominal güçleri, güç devir tablolarında verilmiştir.

- Çevrim oranı (i):

Redüktörün giriş devrinin çıkış devrine oranıdır. Yılmaz Redüktör M serisi redüktörlerde 3,5-23500 arasında değişen çevrim oranları mevcuttur.

- Eşdeğer Güç ve Moment

P_{eq} [kW], T_e [Nm]

Sabit devir altında ancak değişken yük değerlerinde çalışan redüktörlerde, sabit yük altında çalışma şartlarına eşdeğer gelen moment ve güç değerleridir. Hesaplama yöntemi sayfa 23'de verilmiştir.

- İhtiyaç güç (P_M): [kW]

Redüktörlerin kullanılacağı uygulamanın istenilen şekilde çalışabilmesi için ihtiyaç duyduğu güç değeridir.

- İhtiyaç moment (T): [Nm]

Redüktörün kullanılacağı uygulamanın çalışabilmesi için ihtiyaç duyduğu moment değeridir. Seçilen redüktör için her zaman çıkış momentini eşit yada daha düşük olmalıdır.

- Müsade Edilen Eksenel ve Radyal Yükler

Fqem, Fqam: [N]

Redüktörün giriş veya çıkış milinde müsade edilen eksenel ve radyal yüklerdir.

- Servis Faktörü (f_s):

Redüktörün çalıştığı şartlar ile uyumlu olması için gerekli olan emniyet katsayısıdır. $f_s=1$, düzgün ve sakin yüklerde, günlük sekiz saat, saatte 100 dur-kalk çalışmayı karşılar. Detaylar için redüktör seçim bölümüne bakınız.

Teknik Özellikler:

- Ses seviyesi:

Redüktörlerimiz ses seviyesi VDI 2159' da verilen redüktörler için müsade edilen ses seviyelerinin altındadır.

- Boya:

Redüktörlerin standart rengi DIN1843'e göre RAL 7031 dir. İstek üzerine farklı renklerde boyanabilir.

Technical Explanations

- Output Torque (M_2): [Nm]

Multiplication of motor output torque with transmission ratio and efficiency gives the result of output torque at the output shaft of the gear unit.

- Nominal Torque (M_a): [Nm]

Nominal torque is the mechanical torque which the gearbox can resist under $f_s=1$ conditions.

- Nominal Power (P_n): [kW]

The nominal power is the power which gearbox can mechanically resist under $f_s=1$ condition. The nominal powers are given on the performance tables.

- Ratio (i):

Ratio between output shaft speed and input shaft speed. Available ratios of Yilmaz Redüktör M series are between 3,5 to 23500.

- Equivalent Power and Torque

P_{eq} : [kW], T_e [Nm]

For gearbox unit with constant speed but variable working conditions: This is the calculated power or torque which is equivalent to the values at working under constant working conditions.

- Required Power (P_M): [kW]

Required power for the applications which is able to drive the system.

- Required Torque (T): [Nm]

Required torque for applications. Required torque always must be equal or smaller than output torque for selected gearbox.

- Permissible Axial and Overhung Loads:

Fqem, Fqam [N]

Permissible axial and overhung load at the output or input shaft of gearboxes.

- Service Factor (f_s):

Service factor is a safety coefficient, which takes into account the different running conditions of the driven machine. $f_s=1$ is used for uniform loads 8 hours working per day and up to 100 cycle per hour.

Technical Specifications:

- Noise Level:

The noise level of our gearboxes is below the permitted values defined in VDI guidelines 2159 for gear units.

- Coating:

The gearboxes are painted with RAL 7031 according DIN1843. Different colors are available upon request.

Technische Erläuterungen

- Ausgangsmoment (M_2): [Nm]

Multiplikation von Ausgangsmoment des Motors mit Übersetzung und Division das Ergebnis mit Wirkungsgrad ergibt den Betrag von Ausgangsmoment der Getriebe.

- Nennmoment (M_a): [Nm]

Mechanisches Belastungsmoment der Getriebe unter dem Bedingung $f_s=1$.

- Nennleistung (P_n): [kW]

Die Nennleistung ist die mechanische Grenzfestigkeitsleistung für $f_s=1$. Kann von der Leistung-Drehzahltable abgelesen werden.

- Übersetzung (i):

Wird aus dem Verhältnis von Ausgang- zu Eingangswinkelgeschwindigkeit bestimmt. Gängige Übersetzungen von Yilmaz M Serie Getriebe liegt zwischen 3,5 bis 23500.

- Äquivalente Leistung und Moment

P_{eq} : [kW], T_e [Nm]

Für mit konstanten Drehzahl aber unter veränderlichen Betriebsbedingungen arbeitende Getriebe berechnete Leistung und Moment äquivalent zu Werten beim Arbeiten unter konstanten Betriebsbedingungen.

- Notwendige Leistung (P_M): [kW]

Für das Getriebe notwendige Leistung, um Arbeiten von Getriebe bei der für das Getriebe gedachten Anwendung zu gewährleisten.

- Notwendige Moment (T): [Nm]

Notwendige Moment für Anwendungen. Für den ausgewählte Getriebe soll das notwendige Moment gleich dem Ausgangsmoment oder kleiner als diesem Moment sein.

- Zulässige Axial- oder Querkräfte:

Fqem, Fqam [N]

Bei der Anwendungen während der Betrieb zulässige axiale oder radiale Eingangs- oder Ausgangsbelastungen.

- Betriebsfaktor (f_s):

Dieser Faktor f_s ist ein Sicherheitsfaktor, damit die Getriebe unter verschiedenen Bedingungen mit genügender Sicherheit arbeitet. $f_s=1$ gilt für gleichförmig Belastung, mit 8 Betriebsstunden pro Tag und bis zum 100 Schaltungen pro Stunde.


Technische Informationen:

- Geräuschpegel:

Geräuschstärken aller Getriebe bleiben unter die zulässigen Werte, die für die Getriebe in der VDI-Richtlinie 2159 festgelegt sind.

- Lackierung:

Die Getriebe werden mit der Farbe RAL 7031 nach DIN1843 lackiert. Auf Wunsch sind Sonderlackierungen möglich.



Genel Bilgiler

General Information

Einführung



- Yağlama:

M ve N Serisi redüktörler yağlama tablolarında verilen yağlar ile doldurulmaktadır. Yağ detayları için yağlama bölümüne bakınız.

- Aksesuarlar:

M ve N Serisi redüktörlerde aşağıdaki aksesuarlar kullanılabilir.

- IEC B5/B14 Motor bağlantı flanşları
- Çıkış Bağlantı Flanşları
- Geri dönüş kilidi
- Özel keçe çözümleri,
- Şeffaf yağ seviye göstergesi
- Elektromanyetik frenler

Diğer özel aksesuarlar için lütfen, YILMAZ REDÜKTÖR ile temasa geçiniz.

- Yüzey Koruması

Redüktörlerimiz aksi belirtilmedikçe boyalı olarak sevk edilmektedir. DIN EN ISO 12944-2 korozyon standardında belirtilen sınıflardan aşağıdaki tabloda belirtilen 4 kategori için yüzey koruması sağlanmaktadır. Standart boya sınıfımız C2 korozyon kategorisini karşılamaktadır. Farklı bir koruma sınıfı istenirse sipariş aşamasında belirtilmelidir.

Mil, flanş bağlantı yüzeyi gibi boyanmayan yüzeylere paslanmaya karşı koruma sağlamak için korozyon önleyici yağ sürülmektedir.

- Lubrication:

M and N series of gearboxes are filled with oils which is indicated on lubrication tables. For lubrication details please refer to the lubrication section.

- Accessories:

The following accessories can be applied to M and N series gearboxes.

- IEC B5/B14 Motor connection flange
- Output flanges
- Backstops
- Special sealing solutions.
- Transparent oil level indicator,
- Electromagnetic brakes.

For other accessories please contact, YILMAZ REDÜKTÖR.

- Surface Protection

Our products are all painted unless otherwise stated. 4 corrosion categories which are mentioned below can be offered according to corrosion categories of DIN EN ISO 12944-2 standard. Our standard paint meets C2 corrosion category. If different category is requested, please inform before order.

Unpainted parts such as shaft, flange connection surface are coated with anti-corrosion paint before shipment against corrosion.

- Schmierung:

M und N Serien Getriebe werden mit Ölen entsprechend der Schmierungstabellen, falls nicht anders vereinbart, geliefert. Für weitere Schmierungsangaben siehe Kapitel Schmierung.

- Zubehör:

Folgendes Zubehör kann für Getriebe der M und N Serien geliefert werden.

- IEC B5/B14 Motor Adapter,
- Abtriebsflansch,
- Rücklaufsperrn,
- Spezielle Dichtungssysteme,
- Transparente Ölstandsanzeige
- Elektromagnetische Bremsen


Für weiteres Zubehör kontaktieren Sie bitte mit, YILMAZ REDÜKTÖR.

- Oberflächenschutz

Getriebe von Yılmaz Redüktör werden lackiert und so geliefert falls nicht anders vereinbart ist. Die 4 untenstehenden Korrosionskategorien können nach Korrosionsschutz-Basisnorm DIN EN ISO 12944-2 angeboten werden. Unsere Standard-Lackierung erfüllt C2-Korrosionskategorie. Wenn Sie eine andere Kategorie erwünschen, informieren Sie uns bitte darüber vor der Bestellung.


Nicht lackierte Teile (z.B. Welle, Oberfläche des Anschlussflanschs) werden mit einem Schutzmittel vor dem Versand geschmiert, um vor Korrosion und Rost zu schützen.

Korozyon Kategorisi Corrosion Categories Korrosivitätskategorie	Çevre Şartları Ambient Conditions Umgebungsbedingungen	Boya Tipi Paint Type Lackierung	Boya Kalınlıkları Paint Thickness Sollschichtdicke
C2 (Standard)	İç ortam ve muhafazalı dış ortam Nem ve kirlilik oranı düşük çalışma ortamı <i>Indoor installation and outdoor installation with protection roof</i> <i>Environments with low humidity and contamination</i> Innenaufstellung und Außenaufstellung mit Überdachung oder Schutzzeineinrichtung Atmosphäre mit niedriger Luftfeuchtigkeit und Verunreinigung	Su Bazlı Astar <i>Water Based Primer Coat</i> Wasserbasierte Grundierung	80 µm
		Su Bazlı veya Akrilik Sonkat <i>Water Based or Acrylic Top Coat</i> Wasserbasierte oder Akril-Decklack	40 µm
C3	İç ortam ve atmosfere açık dış ortam Orta seviyede nem ve kirlilik olan çalışma ortamı <i>Indoor installation and outdoor installation subject to weathering</i> <i>Environments with mean humidity and contamination</i> Innenaufstellung und Außenaufstellung im Freien unter Bewitterung Atmosphäre mit mäßiger Luftfeuchtigkeit und Verunreinigung	Epoksi Astar <i>Epoxy Primer Coat</i> Epoxy-Grundierung	80 µm
		Akrilik Sonkat <i>Acrylic Top Coat</i> Akril-Decklack	40 µm
C4	İç ortam ve atmosfere açık dış ortam Genelde yüksek nem ve kimyasal madde olan çalışma ortamı <i>Indoor installation and outdoor installation subject to weathering</i> <i>Environments with occasionally high humidity and chemical contamination</i> Innenaufstellung und Außenaufstellung im Freien unter Bewitterung Atmosphäre gelegentlich mit hoher Luftfeuchtigkeit und chemischer Verunreinigung	Epoksi Astar <i>Epoxy Primer Coat</i> Epoxy-Grundierung	180 µm
		Akrilik Sonkat <i>Acrylic Top Coat</i> Akril-Decklack	40 µm
C5-I / C5-M	İç ortam ve atmosfere açık dış ortam Sürekli yüksek nem ve kimyasal madde ile temizlik yapılan çalışma ortamı <i>Indoor installation and outdoor installation subject to weathering</i> <i>Environments with permanent high humidity and chemical cleaning contamination</i> Innenaufstellung und Außenaufstellung im Freien unter Bewitterung Atmosphäre mit ständiger hoher Luftfeuchtigkeit und chemischer Verunreinigung (Nassreinigung mit Säuren/Laugen und auch mit chemischen Reinigungsmitteln).	Çinko Yükleme Epoksi Astar <i>Epoxy Zinc Primer Coat</i> Epoxy-Zink-Grundierung	70 µm
		Epoksi Astar Miox <i>Epoxy Miox Primer Coat</i> Epoxy-Miox-Grundierung	150 µm
		Akrilik Sonkat <i>Acrylic Top Coat</i> Akril-Decklack	40 µm



Genel Bilgiler
General Information
Einführung





Genel Bilgiler General Information Einführung



Tip Tanımlaması / Unit Designation / Typenbezeichnungen

M R 4 7 3 - 3 E90S / 4C - L02

Fren / Brake / Bremse

L-220V **Fanlı / With Fan / Mit Lüfter**

P-24V **Fanlı / With Fan / Mit Lüfter**

S-220 V **Fansız / Without Fan / Ohne Lüfter**

Z-24 V **Fansız / Without Fan / Ohne Lüfter**

01-10 Nm 10-100 Nm

02-25 Nm 20-200 Nm

04-40 Nm 30-300 Nm

05-50 Nm 40-400 Nm

Kutup sayısı / Number of poles / Anzahl der Polen

Motor Büyüklüğü / Motor Size / Motorbaugröße

MR / NR ve MV / NV tipleri için / For MR / NR and MV / NV Types / Für die Typen

MR / NR und MV / NV

E90S / 4

Kutup Sayısı / Pole Number / Anzahl der Polen

Gövde uzunluğu / Frame Length / Gehäuselänge des Motors

Motor büyüklüğü / Motor size / Motorbaugröße

Motor tipi / Motor type / Motortyp

Motor Verim Sınıfı / Motor Efficiency Class / Motor-Effizienzklasse

Kademe Sayısı / Stage / Anzahl der Stufen

2 Kademe / 2 Stages / 2 stufig

3 Kademe / 3 Stages / 3 stufig

4 Kademe / 4 Stages / 4 stufig

5 Kademe / 5 Stages / 5 stufig

6 Kademe / 6 Stages / 6 stufig

Revizyon Numarası / Revision Number / Änderungsnummer

Gövde Büyüklük / Housing Size / Größe der Gehäuse

1...9

Giriş Tipi / Input Type / Eingangstyp

R :Motorlu / With Motor / Mit Motor

N :Motorsuz ve IEC B5/B14 Flanş Girişli / IEC B5 / B14 Flanged without Motor / Mit IEC B5/B14 Motorflansch ohne Motor

V :Motorlu ve IEC B5/B14 Flanş Girişli / IEC B5 / B14 Flanged with Motor / Mit Motor und IEC B5/B14 Motorflansch

T :Motorsuz Giriş Milli / With Solid Input Shaft / Eingang ohne Motor

Redüktör Tipi / Gearbox Type / Getriebe

M Serisi / M Serie / M Serie

N Serisi / N Serie / N Serie

MN / NN tipleri için / For MN / NN types / Für die Typen

MN / NN

A06 :63 B5 A09 : 90 B5 A13:132 B5 A25: 250 B5


B06 :63 B14 B09 : 90 B14 B13:132 B14 A28: 280 B5

A07 :71 B5 A10 :100 B5 A16:160 B5 A31: 315 B5

B07 :71 B14 B10 :100 B14 A18:180 B5

A08 :80 B5 A11 :112 B5 A20:200 B5

B08 :80 B14 B11 :112 B14 A22:225 B5



Genel Bilgiler


General Information

Einführung



Tip Tanımlaması / Unit Designation / Typenbezeichnungen

MR...	Monoblok tip, helisel redüktörler, motorlu, ayaklı / Monoblock type helical geared motors, foot mounted / Stirradtriebemotoren mit Blockgehäuse, Ausführung mit Fuss
NR...	Monoblok tip, helisel redüktörler, motorlu, flanşlı / Monoblock type helical geared motors, flange mounted / Stirradtriebemotoren mit Blockgehäuse, Ausführung mit Flansch
MN...	Monoblok tip, helisel redüktörler, motorsuz, IEC B5/B14 flanşlı, ayaklı / Monoblock type helical geared units with IEC B5/B14 motor flange, foot mounted / Stirradgetriebe mit Blockgehäuse und IEC B5/B14 Motorflansch, Ausführung mit Fuss
NN...	Monoblok tip, helisel redüktörler, motorsuz, IEC B5/B14 flanşlı, çıkış flanşlı / Monoblock type helical geared units with IEC B5/B14 motor flange, flange mounted / Stirradgetriebe mit Blockgehäuse und IEC B5/B14-Flansch, Ausführung mit Flansch
MV...	Monoblok tip, helisel redüktörler, IEC B5/B14 flanşlı, motorlu, ayaklı / Monoblock type helical geared motors with IEC B5/B14 motor flange, foot mounted / Stirradtriebemotoren mit Blockgehäuse und IEC B5/B14-Flansch, Ausführung mit Fuss
NV...	Monoblok tip, helisel redüktörler, IEC B5/B14 flanşlı, motorlu, flanşlı / Monoblock type helical geared motors with IEC B5/B14 motor flange, flange mounted / Strinradtriebemotoren mit Blockgehäuse und IEC B5/B14, Ausführung mit Flansch
MT...	Monoblok tip, helisel redüktörler, motorsuz, mil girişli, ayaklı / Monoblock type helical geared units with solid input shaft, foot mounted / Stirradgetriebe mit Blockgehäuse und Eingangsvollwelle, Ausführung mit Fuss
NT...	Monoblok tip, helisel redüktörler, motorsuz, mil girişli, flanşlı / Monoblock type helical geared units with solid input shaft, flange mounted / Strinradgetriebe mit Blockgehäuse und Eingangsvollwelle, Ausführung mit Flansch
MRF...	Monoblok tip, helisel redüktörler, ayaklı, çıkış flanşlı, motorlu / <i>Monoblock type helical geared motors, foot mounted, with output flange</i> / Stirradtriebemotoren mit Ausgangsflansch, Ausführung mit Fuss
MNF...	Monoblok tip, helisel redüktörler, ayaklı, çıkış flanşlı, motorsuz, IEC B5/B14 flanşlı / <i>Monoblock type helical geared units, foot mounted, with IEC B5/B14 flange, with output flange</i> / Stirradtriebemotoren mit Ausgangsflansch und IEC B5/B14-Flansch, Ausführung mit Fuss
MVF...	Monoblok tip, helisel redüktörler, ayaklı, çıkış flanşlı, motorlu, IEC B5/B14 flanşlı / <i>Monoblock type helical geared motors, foot mounted, with IEC B5/B14 flange, with output flange</i> / Stirradtriebemotoren mit Ausgangsflansch und IEC B5/B14-Flansch, Ausführung mit Fuss
MTF...	Monoblok tip, helisel redüktörler, ayaklı, çıkış flanşlı, motorsuz, giriş milli / <i>Monoblock type helical geared units, foot mounted, with solid input shaft, with output flange</i> / Stirradgetriebe mit Ausgangsflansch und Eingangsvollwelle, Ausführung mit Fuss.
NRB...	Monoblok tip, helisel redüktörler, agitator boğazlı, motorlu / <i>Monoblock type helical geared motors, with agitator output flange</i> / Stirradtriebemotoren mit Blockgehäuse und Mischerflansch
NNB...	Monoblok tip, helisel redüktörler, agitator boğazlı, motorsuz, IEC B5/B14 flanşlı / <i>Monoblock type helical geared units, with agitator output flange with IEC B5/B14 flange</i> / Stirradgetriebe mit Blockgehäuse, IEC B5/B14- und Mischerflansch
NVB...	Monoblok tip, helisel redüktörler, agitator boğazlı, motorlu, IEC B5/B14 flanşlı / <i>Monoblock type helical geared motors, with agitator output flange with IEC B5/B14 flange</i> / Stirradtriebemotoren mit Blockgehäuse, IEC B5/B14- und Mischerflansch
NTB...	Monoblok tip, helisel redüktörler, agitator boğazlı, motorsuz, mil girişli / <i>Monoblock type helical geared units, with agitator output flange, with solid input shaft</i> / Stirradgetriebe mit Blockgehäuse, Eingangsvollwelle und Mischerflansch



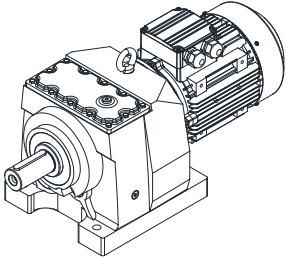
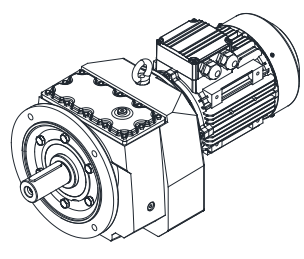
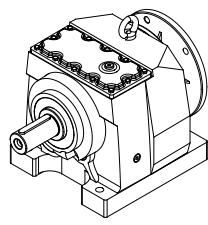
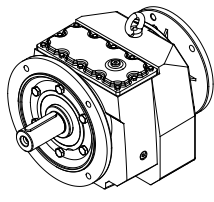
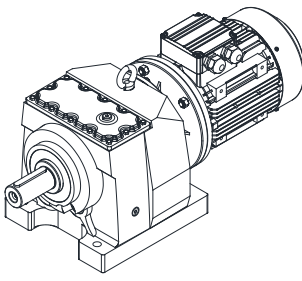
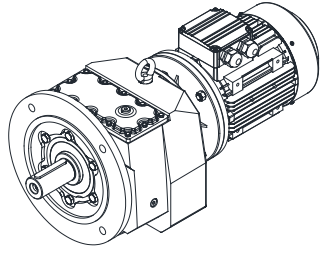
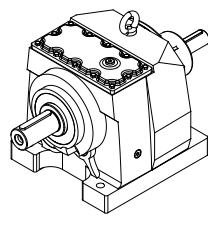
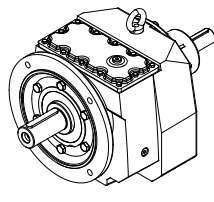
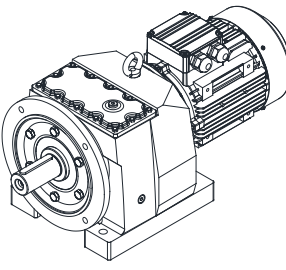
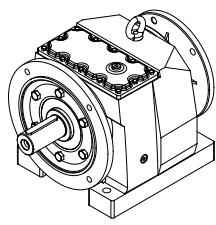
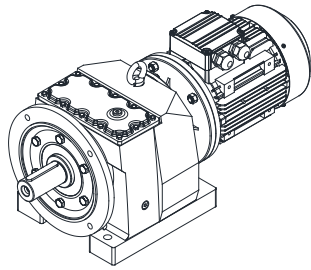
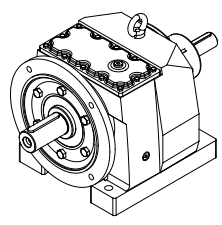
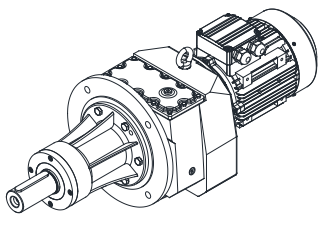
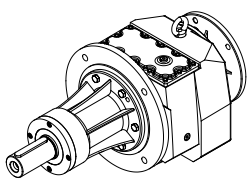
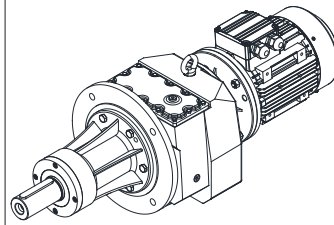
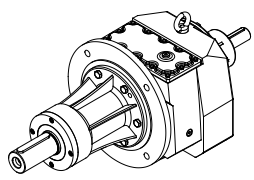
Genel Bilgiler


General Information

Einführung



Tip Tanımlaması / Unit Designation / Typenbezeichnungen

 MR...	 NR...	 MN...	 NN...
 MV...	 NV...	 MT...	 NT...
 MRF...	 MNF...	 MVF...	 MTF...
 NRB...	 NNB...	 NVB...	 NTB...



Genel Bilgiler

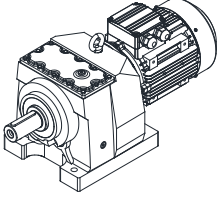
General Information

Einführung



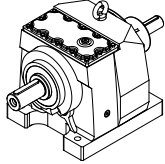
Örnek Tip Tanımlamaları

MR172 - 3E90S/4C - L05



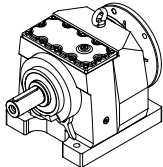
M.....: M serisi redüktör
R.....: Motor bağlantılı
1.....: Gövde büyüklük
7.....: Revizyon numarası
2.....: Kademe sayısı
3.....: Verim sınıfı
E.....: Motor tipi
90S.....: Motor büyüklüğü
4C.....: Motor kutup sayısı
L05.....: Fren Tipi

MT373



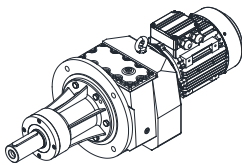
M.....: M serisi redüktör
T.....: Motorsuz giriş millî
3.....: Gövde büyüklüğü
7.....: Revizyon numarası
3.....: Kademe sayısı

MN473 - A11



M.....: M serisi redüktör
N.....: Motorsuz ve IEC B5 giriş flanşlı
4.....: Gövde büyüklüğü
7.....: Revizyon numarası
3.....: Kademe sayısı
A11.....: 112 tip motor, B5 bağlantı flanş

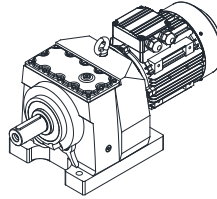
NRB473 - 3E100L/4C



N.....: N serisi redüktör
R.....: Motorlu
B.....: Agitator boğazlı
4.....: Gövde büyüklüğü
7.....: Revizyon numarası
3.....: Kademe sayısı
3.....: Verim sınıfı
E.....: Motor tipi
100L.....: Motor büyüklüğü
4C.....: Motor kutup sayısı

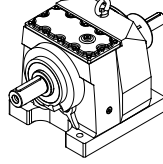
Sample Designations

MR172 - 3E90S/4C - L05



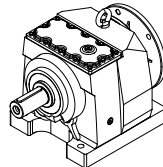
M.....: M series gearbox
R.....: With motor connection
1.....: Gear unit size
7.....: Revision number
2.....: Stage number
3.....: Efficiency class
E.....: Motor type
90S.....: Motor frame size
4C.....: Number of poles
L05.....: Brake type

MT373



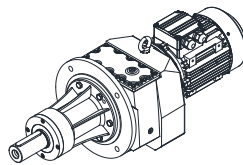
M.....: M series gearbox
T.....: Solid input shaft
3.....: Gear unit size
7.....: Revision number
3.....: Stage number

MN473 - A11



M.....: M series gearbox
N.....: IEC B5 flange without motor input
4.....: Gear unit size
7.....: Revision number
3.....: Stage number
A11.....: Motor type 112, B5 flange

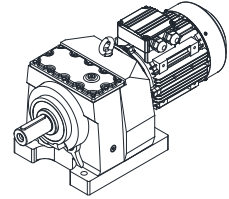
NRB473 - 3E100L/4C



N.....: N series gearbox
R.....: With motor
B.....: Agitator flange
4.....: Gear unit size
7.....: Revision number
3.....: Stage number
3.....: Efficiency class
E.....: Motor type
100L.....: Motor size
4C.....: Number of poles

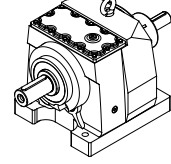
Beispiele für Typenbezeichnung

MR172 - 3E90S/4C - L05



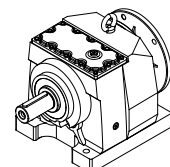
M.....: M Serie Getriebe
R.....: Motorverbindung
1.....: Größe der Gehäuse
7.....: Änderungsnummer
2.....: Stufenanzahl
3.....: Effizienzklasse
E.....: Motortyp
90S.....: Motorbaugröße
4C.....: Anzahl der Polen
L05.....: Bremse

MT373



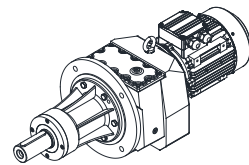
M.....: M Serie Getriebe
T.....: Vollwelleneingang ohne Motor
3.....: Größe der Gehäuse
7.....: Änderungsnummer
3.....: Stufenanzahl

MN473 - A11




M.....: M Serie Getriebe
N.....: IEC B5 Flansch ohne Motor
4.....: Größe der Gehäuse
7.....: Änderungsnummer
3.....: Stufenanzahl
A11.....: Motortyp 112, B5 Motorflansch

NRB473 - 3E100L/4C



N.....: N Serie Getriebe
R.....: Mit Motor
B.....: Mischerhals
4.....: Größe der Gehäuse
7.....: Änderungsnummer
3.....: Stufenanzahl
3.....: Effizienzklasse
E.....: Motortyp
100L.....: Motorbaugröße
4C.....: Anzahl der Pole



Genel Bilgiler

General Information

Einführung




Motor Büyüklüğüne Göre Geometrik Mümkün Çevrim Oranları

Geometrically Possible Combinations of Ratios According to Motor Size

Geometrisch mögliche Kombinationen von Übersetzungen nach Motorbaugröße

Motor Büyüklüğü / Motor Size / Motorbaugröße

Tip Type Typ	Kademe Stages Stufen	63	71	80	90	100	112	132
MR002	2	3,62 - 11,14	3,62 - 11,14	3,62 - 11,14	3,62 - 11,14	-	-	-
MR003	3	13,61 - 45,18	13,61 - 45,18	13,61 - 32,02	13,61 - 32,02	-	-	-
MR102	2	3,94 - 15,95	3,94 - 15,95	3,94 - 15,95	3,94 - 15,95	-	-	-
MR103	3	17,33 - 50,51	17,33 - 50,51	17,33 - 50,51	17,33 - 50,51	-	-	-
MR172	2	3,38 - 20,92	3,38 - 20,92	3,38 - 20,92	3,38 - 20,92	3,38 - 18,28	3,38 - 6,60 11,08 - 12,66	-
MR173	3	26,10 - 99,21	26,10 - 99,21	26,10 - 99,21	26,10 - 99,21	26,10 - 87,60	26,10 - 30,26 49,81 - 57,76	-
MR202	2	3,50 - 23,01	3,50 - 23,01	3,50 - 23,01	3,50 - 23,01	3,50 - 20,10	3,50 - 13,92	-
MR203	3	23,23 - 68,03	23,23 - 68,03	23,23 - 68,03	23,23 - 68,03	23,23 - 24,77 36,02 - 59,43	36,02 - 41,16	-
MR272	2	3,16 - 25,89	3,16 - 25,89	3,16 - 25,89	3,16 - 25,89	3,16 - 21,43	3,16 - 16,07	3,16 - 11,95
MR273	3	19,00 - 138,55	19,00 - 138,55	19,00 - 138,55	19,00 - 138,55	19,00 - 121,03	19,00 - 83,83	19,00 - 60,66
MR275	5	149,02 - 1194,61	149,02 - 1194,61	149,02 - 1194,61	149,02 - 1194,61	-	-	-
MR276	6	1463,49 - 2920,17	1463,49 - 2920,17	1463,49 - 2920,17	1463,49 - 2920,17	-	-	-
MR282	2	-	4,20 - 6,25 9,61 - 30,37	4,20 - 6,25 9,61 - 30,37	4,20 - 6,25 9,61 - 30,37	3,15 - 25,23	3,15 - 19,06	3,15 - 14,31
MR283	3	-	18,33 - 27,80 41,96 - 137,91	18,33 - 27,80 41,96 - 137,91	18,33 - 27,80 41,96 - 137,91	18,33 - 114,14	18,33 - 85,60	18,33 - 27,80 41,96 - 63,65
MR284	4	158,52 - 431,18	158,52 - 431,18	158,52 - 431,18	158,52 - 431,18	-	-	-
MR285	5	376,94 - 1365,28	376,94 - 1365,28	376,94 - 1365,28	376,94 - 1365,28	-	-	-
MR286	6	1817,07 - 3214,82	1817,07 - 3214,82	1817,07 - 3214,82	1817,07 - 3214,82	-	-	-
MR372	2	-	13,53 - 23,33	13,53 - 23,33	13,53 - 23,33	3,28 - 23,33	3,28 - 20,62	3,28 - 16,20
MR373	3	-	18,68 - 20,64 29,47 ; 48,00 - 157,76	18,68 - 20,64 29,47 ; 48,00 - 157,76	18,68 - 20,64 29,47 ; 48,00 - 157,76	18,68 - 138,72	18,68 - 97,92	18,68 - 72,81
MR374	4	181,34 - 524,07	181,34 - 524,07	181,34 - 524,07	181,34 - 524,07	-	-	-
MR375	5	488,82 - 1561,78	488,82 - 1561,78	488,82 - 1561,78	488,82 - 1561,78	-	-	-
MR376	6	1217,14 - 4945,64	1217,14 - 4945,64	1217,14 - 4945,64	1217,14 - 4945,64	-	-	-
MR472	2	-	-	18,72 - 22,15	18,72 - 22,15	4,89 ; 8,47 - 22,15	4,89 ; 8,47 - 22,15	3,27 - 22,15
MR473	3	-	-	86,52 - 219,00	86,52 - 219,00	21,74 ; 30,93 - 157,90	18,04 - 139,54	18,04 - 109,64
MR474	4	-	229,46 - 674,46	229,46 - 674,46	229,46 - 674,46	229,46 - 295,98	229,46 - 259,55	-
MR475	5	726,85 - 2522,85	726,85 - 2522,85	726,85 - 2522,85	726,85 - 2522,85	726,85 - 1631,08	726,85 - 1386,75	-
MR476	6	2148,94 - 7458,85	2148,94 - 7458,85	2148,94 - 7458,85	2148,94 - 7458,85	2148,94 - 5141,34	2148,94 - 4822,33	-
MR572	2	-	-	-	-	17,07 - 27,00	17,07 - 27,00	4,95 - 27,00
MR573	3	-	-	-	-	26,54 - 167,32	22,64 - 134,45	22,64 - 118,95
MR574	4	-	144,37 - 574,90	144,37 - 574,90	144,37 - 574,90	144,37 - 402,12	144,37 - 194,15 301,59	144,37
MR575	5	620,62 - 2736,94	620,62 - 2736,94	620,62 - 2736,94	620,62 - 2736,94	-	-	-
MR576	6	2850,22 - 8091,82	2850,22 - 8091,82	2850,22 - 8091,82	2850,22 - 8091,82	-	-	-
MR672	2	-	-	-	-	-	20,74 - 23,18	5,08 - 5,73 10,62 - 23,18
MR673	3	-	-	-	-	-	110,55 - 196,61	30,20 - 174,89
MR674	4	-	-	-	215,97 - 500,39	215,97 - 500,39	215,97 - 442,20	-
MR675	5	-	730,46 - 2578,93	730,46 - 2578,93	730,46 - 2578,93	583,04 - 2578,93	583,04 - 1113,08	583,04 - 995,91
MR676	6	-	2863,86 - 17441,07	2863,86 - 17441,07	2863,86 - 17441,07	2863,86 - 7490,08	2863,86 - 5287,12	2863,86 - 3931,45
MR772	2	-	-	-	-	-	-	7,26
MR773	3	-	-	-	-	-	-	12,98 - 21,40 17,53 - 19,76 ; 34,89 - 39,33 68,15 - 208,82
MR774	4	-	-	-	190,96 - 594,92	190,96 - 594,92	190,96 - 594,92	190,96 - 467,43
MR775	5	-	641,40 - 4812,09	641,40 - 4812,09	641,40 - 4812,09	641,40 - 3103,85	641,40 822,02 - 1252,60	822,02 - 984,18
MR776	6	-	2916,59 - 23464,25	2916,59 - 23464,25	2916,59 - 23464,25	2916,59 - 8428,93	2916,59 - 5949,83	2916,59 - 4424,24
MR872	2	-	-	-	-	-	-	-
MR873	3	-	-	-	-	-	-	56,54 - 110,17
MR874	4	-	-	-	-	188,08 - 446,42	188,08 - 390,74	107,60 - 345,67
MR875	5	-	537,75 - 1924,32	537,75 - 1924,32	537,75 - 1924,32	495,97 - 1924,32	495,97 - 1700,56	495,97 - 1336,15
MR876	6	-	2108,33 - 17501,59	2108,33 - 13014,00	2108,33 - 13014,00	2108,33 - 11443,34	2108,33 - 3892,30	2108,33 - 2894,28
MR972	2	-	-	-	-	-	-	-
MR973	3	-	-	-	-	-	-	-
MR974	4	-	-	-	-	172,08 - 510,11	172,08 - 510,11	172,08 - 510,11
MR975	5	-	-	914,74 - 2027,97	914,74 - 2027,97	588,87 - 2027,97	588,87 - 2027,97	462,18 - 2027,97
MR976	6	-	-	2836,64 - 20051,59	2836,64 - 20051,59	2836,64 - 11064,86	2836,64 - 8620,11	2836,64 - 5357,43



Genel Bilgiler

General Information

Einführung




Motor Büyüklüğüne Göre Geometrik Mümkün Çevrim Oranları

Geometrically Possible Combinations of Ratios According to Motor Size
Geometrisch mögliche Kombinationen von Übersetzungen nach Motorbaugröße

Motor Büyüklüğü / Motor Size / Motorbaugröße

Tip Type	Kademe Stages Stufen	160	180	200	225	250	280	315
MR002	2	-	-	-	-	-	-	-
MR003	3	-	-	-	-	-	-	-
MR102	2	-	-	-	-	-	-	-
MR103	3	-	-	-	-	-	-	-
MR172	2	-	-	-	-	-	-	-
MR173	3	-	-	-	-	-	-	-
MR202	2	-	-	-	-	-	-	-
MR203	3	-	-	-	-	-	-	-
MR272	2	-	-	-	-	-	-	-
MR273	3	-	-	-	-	-	-	-
MR275	5	-	-	-	-	-	-	-
MR276	6	-	-	-	-	-	-	-
MR282	2	-	-	-	-	-	-	-
MR283	3	-	-	-	-	-	-	-
MR284	4	-	-	-	-	-	-	-
MR285	5	-	-	-	-	-	-	-
MR286	6	-	-	-	-	-	-	-
MR372	2	3,28 - 13,53	-	-	-	-	-	-
MR373	3	21,65 - 25,27 35,25 - 41,16	-	-	-	-	-	-
MR374	4	-	-	-	-	-	-	-
MR375	5	-	-	-	-	-	-	-
MR376	6	-	-	-	-	-	-	-
MR472	2	3,27 - 18,72	3,27 - 15,35	-	-	-	-	-
MR473	3	18,04 - 84,46 ; 91,58	18,04 - 73,09	-	-	-	-	-
MR474	4	-	-	-	-	-	-	-
MR475	5	-	-	-	-	-	-	-
MR476	6	-	-	-	-	-	-	-
MR572	2	4,37 - 23,02	4,37 - 19,15	4,37 - 14,54	-	-	-	-
MR573	3	22,64 - 100,53	22,64 - 39,98 54,74 - 82,45	-	-	-	-	-
MR574	4	-	-	-	-	-	-	-
MR575	5	-	-	-	-	-	-	-
MR576	6	-	-	-	-	-	-	-
MR672	2	3,29 - 23,18	3,29 - 23,18	3,29 - 17,93	3,29 - 11,97	-	-	-
MR673	3	26,66 - 149,11	26,66 - 124,07	26,66 - 94,17	26,66 - 34,36 53,99 - 61,42	-	-	-
MR674	4	-	-	-	-	-	-	-
MR675	5	583,04 - 673,70	-	-	-	-	-	-
MR676	6	-	-	-	-	-	-	-
MR772	2	4,73 - 21,40	4,73 - 21,40	4,73 - 21,40	4,73 - 14,54	4,73 - 14,54	-	-
MR773	3	15,63 - 178,78	15,63 - 148,73	15,63 - 115,06	15,63 - 76,81	15,63 - 76,81	-	-
MR774	4	-	-	-	-	-	-	-
MR775	5	-	-	-	-	-	-	-
MR776	6	-	-	-	-	-	-	-
MR872	2	4,95 ; 5,99 - 10,09	4,95 ; 5,99 - 10,09	4,32 - 10,09	4,32 - 10,09	4,32 - 10,09	4,32 - 10,09	-
MR873	3	13,30 ; 16,09 - 20,28 27,39 - 110,17	13,30 ; 16,09 - 20,28 27,39 - 110,17	11,59 - 86,51	11,59 - 52,86	11,59 - 52,86	11,59 - 46,12	-
MR874	4	107,60 - 292,15	107,60 - 239,61	107,60 - 174,68	-	-	-	-
MR875	5	495,97 - 537,75	-	-	-	-	-	-
MR876	6	-	-	-	-	-	-	-
MR972	2	7,92 - 9,99 ; 12,86 - 16,23	7,92 - 9,99 ; 12,86 - 16,23	7,11 - 16,23	7,11 - 16,23	7,11 - 16,23	7,11 - 16,23	7,11 - 16,23
MR973	3	20,36 - 26,03 ; 33,08 - 42,30 54,80 - 186,95	20,36 - 26,03 ; 33,08 - 42,30 54,80 - 166,73	18,15 - 132,83	18,15 - 91,56	18,15 - 91,56	18,15 - 70,07	18,15 - 70,07
MR974	4	172,08 - 216,03	172,08 - 193,13	-	-	-	-	-
MR975	5	462,18 - 842,80	462,18 - 750,24	-	-	-	-	-
MR976	6	-	-	-	-	-	-	-



Genel Bilgiler General Information Einführung



Servis Faktörü

Servis faktörü (fs) redüktörün çalıştığı şartlar ile uyumlu olması için gerekli olan emniyet katsayısıdır. "fs =1" Düzgün ve sakin yüklerde, günlük sekiz saat ve saatte yüz start çalışmayı karşılar.

Aşağıdaki etkenlere bağlıdır:

- Günlük çalışma süresi
- Yük sınıfı
- Bir saatteki start sayısı
- Redüktör tahrik tipi
- Diğer gözlemler

Bu etkenleri göz önüne aldığımızda, gerekli servis faktörünü belirlemek için:

1. Makinanın günlük çalışma süresini tespit ediniz.
2. Makinanın ne türde yükler verdiğini tespit ediniz (Sayfa 17-18).

- U - Düzgün ve sabit yükler
- M - Orta darbeli yükler
- H - Ağır darbeli yükler

Yük sınıfının daha teknik seçimi için rotora indirgenmiş toplam atalet momenti formülünden faydalanabilirsiniz (Sayfa 18).

3. Saatteki start sayısını tespit ediniz.
4. İlk üç maddeye bağlı servis faktörünü aşağıdaki tablodan seçiniz.

5. fs Redüktörümüzün tahrik tipine bağlı olarak "k" katsayısı ile çarpılarak artırılır.

- k=1 :Elektrik motoru veya hidromotor
k=1.25 :İçten yanmalı çok silindirli motor
k=1.5 :İçten yanmalı tek silindirli motor

Service Factor

Service Factor (fs) is a safety coefficient, which takes into account the different running conditions of the driven machine." fs=1" is used for uniform loads 8 hours working per day and up to 100 starts per hour.

Service factor depends on:

- Running time
- Nature of load
- Frequency of starting
- Driver type
- Other considerations

For the right selection of the needed service factor for your machine;

1. Determine the running time of driven machine.
2. Select the nature of load of driven machine (Page 17-18).

- U - Uniform loads
- M - Moderate loads
- H - Heavy shock loads

For a better selection, the nature of load can be calculated from the formulas given (page 18).

3. Determine frequency of starting
4. After determining the above mentioned factors, the service factor can be easily selected from the table given below.
5. The selected service factor must be multiplied with the factor "k" according to the driver type;

- k=1 :Electric motor or Hydrolicmotor
k=1.25 :Multicylinder internal combustion engine
k=1.5 :Single cylinder internal combustion engine

Betriebsfaktor

Der Betriebsfaktor (fs) ist ein Sicherheitsfaktor für die Getriebe, damit sie unter den Betriebsbedingungen sicher arbeiten. "fs =1" steht für gleichförmige Belastung, 8 Stunden pro Tag und bis zu 100 Schaltungen pro Stunde.

Betriebsfaktor ist abhängig von:

- Betriebsdauer
- Belastungsart
- Schalthäufigkeit
- Antriebsart
- Andere Faktoren

Um die richtigen Betriebsfaktor festzulegen;

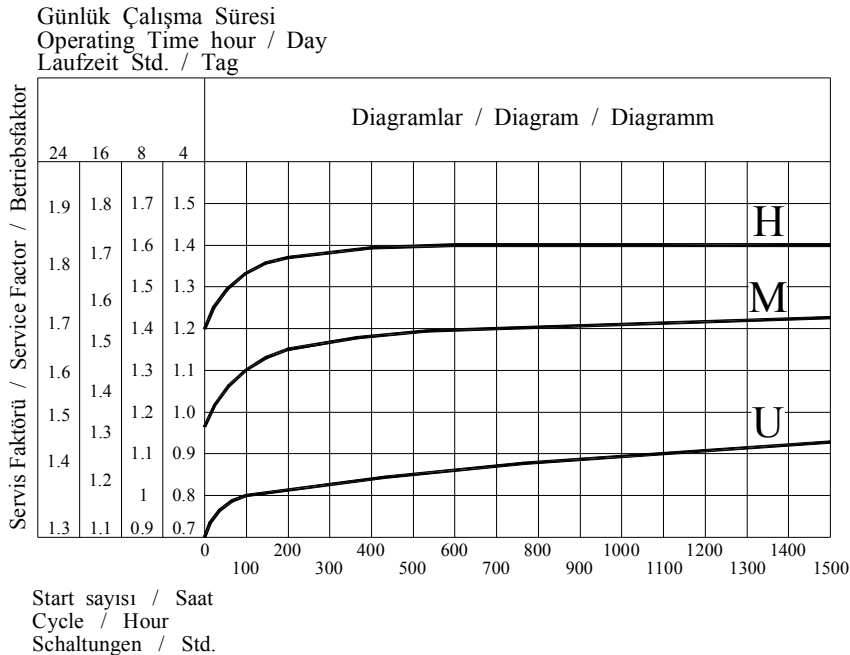
1. Betriebsdauer der angetriebenen Maschine bestimmen.
2. Belastungsart der angetriebenen Maschine auswählen.


- U - Gleichförmig Belastung
- M - Ungleichförmig Belastung
- H - Stark Ungleichförmig Belastung

Um eine bessere Auswahl zu treffen, können die Belastungsarten mit den angegebenen Formeln (Seite 18) errechnet werden.

3. Schalthäufigkeit bestimmen.
4. Nach Bestimmen der oben angegebenen Werte, können die Betriebsfaktoren von der unten stehenden Tabelle entnommen werden.
5. Der ausgewählte Betriebsfaktor muß mit dem Faktor "k" abhängig von der Antriebsart multipliziert werden

- k=1 :Elektromotor oder Hydraulikmotor
k=1.25 :Vielzylindermotor
k=1.5 :Einzyldermotor





Genel Bilgiler

General Information

Einführung



Yük Sınıflandırması

Krenler:

- U - Kaldırma Dişlileri
- Palanga Dişlileri
- M - Bomlu Vinç Dişlileri
- Yana Döndürme Dişlileri
- H - Yürütme Dişlileri

Pompalar:

- U - Santrifuj Pompalar (ince sıvı)
- M - Santrifuj Pompalar (yarı sıvı)
- H - Basınçlı Pompalar
- Dalgıç Pompalar

Taş ve Kil İşleme Makinaları:

- H - Çekiçli Değirmenler
- Döner Fırınlr
- Dövücü Değirmenler
- Kırıcılar
- Kürel Değirmenler
- Tuğla Presi
- Tüp Değirmenler

Tekstil Makinaları:

- M - Basma ve Boyama Makinaları
- Dokuma Tezgahları
- Hallac Makinaları
- Harman Makinaları
- Taneleme (Debegat)Tekneleri

Yağ Sanayi:

- M - Besleme Pompaları
- Döner Delme Teçizatları

Yiyecek Sanayi:

- M - Kutu Bıçaklar
- Kutu Kaplama
- Mayalama Tekneleri
- H - Kenar Açma

Çamaşır Yıkama Makinaları:

- M - Döner Kurutucular
- Yıkama Makinaları

Hadde Makinaları:

- M - Hız Ayarlı Silindirler
- Sabit Silindirler
- Sarma Makaraları
- Tel Çekme
- H - Çubuk Kesme Makinaları
- Döner Tablalar (büyük)
- Kabuk Sıyırma Makinaları
- Plaka Haddeleme
- Silindir Haddeleme
- Soğuk Haddeleme

Load Classification

Cranes:

- U - Hoist Gears
- Lifting Gears
- M - Defrocking jib Gears
- Slowing Gears
- H - Travelling Gears

Pumps:

- U - Centrifugal Pumps (light liquids)
- M - Centrifugal Pumps (semi liquid)
- H - Pressure Pumps
- Plunger Pumps

Stone and Clay Working Machines:

- H - Hammer Mills
- Rotary Kilns
- Beater Mills
- Breakers
- Ball Mills
- Brick Presses
- Tup Mills

Textile Machines:

- M - Printing and Dyeing Machines
- Looms
- Willow
- Batchers
- Tanning Vats

Oil Industry:

- M - Pipeline Pumps
- Rotary Drilling Equipment

Food Industry:

- M - Cane Knives
- Cane Crushers
- Mach Tubs
- H - Cane Mills

Laundries:

- M - Tumblers
- Washing Machines

Metal Rolling Mills:

- M - Roller Adjustment Drives
- Roller Straightened
- Winding Machines
- Wire Drawing Benches
- H - Billet Shears
- Rotary Tables (heavy)
- Descaling Machines,
- Sheet Mills
- Manipulators
- Cold Rolling Mills

Belastungsart

Krananlagen:

- U - Einziehwerke
- Hubwerke
- M - Schwenkwerke
- Wippwerke
- H - Fahrwerke

Pumpen:

- U - Kreiselpumpen (leichte Flüssigkeit)
- M - Kreiselpumpen (zähe Flüssigkeit)
- H - Prebpumpen
- Plungerpumpen

Steine und ErdenBearbeitendeMasch.

- H - Hammermühlen
- Drehofen
- Schlagmühlen
- Brecher
- Kugelmühlen
- Ziegelpressen
- Rohrmühlen

Textilmaschinen:

- M - Drukerei
- Farbereimachinen
- Aufwickler
- Webstuhle
- Gerbfasser
- Reibwolfe

Erdölgewinnung:

- M - Pipeline Pumpen
- Rotative Bohranlagen

Nahrungsmittelmachinen:


- M - Rohrschneiden
- Knetmaschinen
- Maichen
- H - Rohrmühlen

Waschereimaschinen:

- M - Trommeltrockner
- Waschmaschinen

Wälzwerke:

- M - Rollenrichtmaschinen
- Walzenantriebe
- Drahtzuge
- Haspeln
- H - Blechscheren
- Rollgänge (schwer)
- Knüppelscheren
- Schöpfscheren
- Stranggubanlagen
- Kaltwälzwerke



Genel Bilgiler

General Information

Einführung



İnşaat Makinaları:

- M - Beton Mikserleri
- Ağır Yük Asansörleri

Kağıt Makinaları:

- H - Islak Presler
- Kağıt Hamur Makinaları
- Kurutma Silindirleri
- Perdahlama Silindirleri

Kauçuk Makinaları:

- M - Kalenderler
- Mikserler
H - Extruderler
- Hamur Karma
- Silindirler

Kimya Sanayi:

- M - Agidatörler (yarı sıvı)
- Kurutma Merdaneleri
- Mikserler ve Silindirleri

Konveyörler:

- M - Bant Cepeli Konveyörler
- Çelik Bantlı Konveyörler
- Dökme Yüklü Kayışlı Konv.
H - Yük Asansörleri
- Parça Yüklü Kayışlı Konv.

Building Machines:

- M - Concrete Mixers
- Hoist

Paper Machines:

- H - Wet Presses
- Pulpers
- Drying Cylinders
- Glazing Cylinders

Rubber Machinery:

- M - Calenders
- Mixers
H - Extruders
- Pug Mills
- Rolling Mills

Chemical Industry:

- M - Aggidators (semi- liquid)
- Drying Drums.
- Mixers and Rolling Mills

Conveyors:

- M - Band Pocket Conveyors
- Steel Belt Conveyors
- Belt Conveyors
H - Hoists
- Bulk Belt Conveyors

Baumaschinen:

- M - Betonmischermaschinen
- Bauaufzüge

Papiermaschinen:

- H - Naßpressen
- Gautschen
- Trockenzyylinder
- Glattzyylinder

Kunststoffmaschinen:

- M - Kalender
- Mischer
H - Extruder
- Knetwerke
- Wälzwerke

Chemische Industrie:

- M - Rührwerke (leichte Flüssig.)
- Trockentrommeln
- Mischer und Wälzwerke

Förderanlagen:

- M - Gurtaschenbecherwerke
- Stahlbandförderer
- Gurtbandförderer (Schüttgut)
H - Schrägaufzüge
- Gurtbandförderer (Stückgut)

U	Uniform Yük Uniform Loads Gleichförmige Last	$F_i < 0,25$
M	Orta Darbeli Yük Moderate Loads Ungleichförmige Last	$F_i < 3$
H	Darbeli Yük Heavy Shock Loads Stark Ungleichförmige Last	$F_i < 10$


$$J'_{\text{ext}} = \frac{J_{\text{ext}}}{i^2}$$

$$F_i = \frac{J'_{\text{ext}}}{J_{\text{rotor}}}$$

J_{ext} : **Motor miline indirgenmiş toplam dış atalet momenti**
External moments of inertia reduced to the motor shaft
Externe massenträgheitsmomente reduziert auf motorwelle

i : **Tahvil oranı**
Transmission ratio
Übersetzung

J_{rotor} : **Motorun atalet momenti**
Moments of inertia to the motor
Massenträgheitsmoment



Genel Bilgiler

General Information

Einführung



Redüktör Dönüş Yönleri

M Serisi ürünlerimiz için kullanılan yön tanımlaması aşağıdaki gibidir. Aşağıdaki tanımlama kilitli redüktörler için de geçerlidir.

Direction of Rotation

M Series direction of rotation of Yılmaz products are defined as follows. The definitions are also valid for gear units with backstop.

Getriebedrehrichtungen

Die Drehrichtungen für M Serie Getriebe sind wie folgt definiert. Die Definition ist auch bei Getrieben mit Rücklauf Sperre gültig.


	2-4-6 Kademe / 2-4-6 Stages / 2-4-6 stufig	3-5 Kademe / 3-5 Stages / 3-5 stufig
Saat Yönünde Clockwise im Uhrzeigersinn CW		
Saat Tersi Yönünde Counter Clockwise gegen Uhrzeigersinn CCW		

Giriş mili dönüş yönüne göre çıkış mili dönüş yönleri aşağıdaki gibidir.

Output shaft rotation directions according to the input shaft rotation directions are as follows.

Drehrichtungen der Abtriebswelle im Abhängigkeit von der Antriebswellen sind wie folgt;

2-4-6 Kademe / 2-4-6 Stages / 2-4-6 stufig	3-5 kademe / 3-5 Stages / 3-5 stufig



Genel Bilgiler

General Information

Einführung



Radyal Yükler

Çıktı miline gelebilecek radyal ve eksenel yükler yatak ömrüne göre belirlenmiş ve tablolar halinde verilmiştir. Bu tablolarda verilen F_{qam} güvenilir radyal yükü emniyet katsayısı 1 için ve yükün mil ortasını yüklediği durum için verilmiştir. Darbeli yüklerin olması ($f_s \neq 1$) durumunda izin verilen radyal yük değerleri servis faktörü kadar azaltılmalıdır. Verilen radyal ve eksenel yükler kuvvetin en kötü açı şartında etki ettiği durum için verilmiştir. Mil ucuna gelen kuvvetin açısına göre daha yüksek radyal yükler mümkündür (Firmamıza danışınız). Bağlantı şekline göre oluşan radyal yük F_q sayfa 21 de verilen formüller yardımı ile hesaplanır. Redüktör seçiminde ;

$$\begin{aligned} F_{qa} &\leq F_{qam} \\ F_{qe} &\leq F_{qem} \end{aligned}$$

şartı göz önünde tutulmalı. Eğer etkiyen radyal kuvvet milin orta noktasında değil ise verilen güvenilir değerler aşağıda verilen formül ile düzeltilmesi gerekir.

$$\begin{aligned} F_{qam}' &= F_{qam} \times \frac{t}{y+u} \\ F_{qem}' &= F_{qem} \times \frac{t}{y+u} \end{aligned}$$

"t", "y" Değerleri aşağıda verilmiştir. "u" Değeri görüldüğü gibi kuvvetin uygulama noktasıdır.

Overhung Loads

The permissible overhung loads are calculated by considering working life and is listed on the tables. The given permissible overhung loads F_{qam} are based on safety factor 1 and are valid for forces which are applied to the midpoint of the shaft.

For shock loading ($f_s \neq 1$) permissible radial loads must be divided with service factor. The listed permissible overhung loads are based on the worst loading direction. Higher overhung loads can be applied for different loading directions (Please ask if requested). The effective overhung load at the gearbox shaft F_q will be determined with the given formulas on page 21.

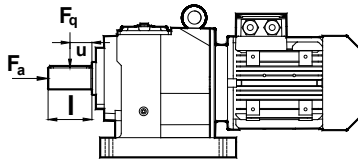
In Selection ;

$$\begin{aligned} F_{qa} &\leq F_{qam} \\ F_{qe} &\leq F_{qem} \end{aligned}$$

these formulas must be taken into consideration. If the load is not applied at the midpoint of the shaft; the given permissible load must be corrected with the following formulas.

$$\begin{aligned} F_{qam}' &= F_{qam} \times \frac{t}{y+u} \\ F_{qem}' &= F_{qem} \times \frac{t}{y+u} \end{aligned}$$

The values "t", "y" can be taken from the below table. The value "u" is the length of the application point as shown below.



Querkräfte

Die in den nachfolgenden Tabellen angegebenen zulässigen Radialbelastungen F_{qam} gelten bei Kraftangriff auf die Mitte Wellenendes. Den Angaben liegt der Sicherheitsfaktor gleich 1 zu Grunde. Bei stoßartigen Belastungsfällen ist auch hier der entsprechende Betriebsfaktor ($f_s \neq 1$) zu berücksichtigen. Zulässige Axialkräfte F_{ama} oder F_{ame} wurden für den Fall mit schlechter Belastungsrichtung angegeben. Bei der Ermittlung der zulässige Querkräfte sind höhere Werte möglich (Bitte Rückfragen). Die auftretende Querkraft F_q ab der Getriebewelle wird wie in der nachfolgenden Formel bestimmt.

Bei dieser Auswahl;

$$\begin{aligned} F_{qa} &\leq F_{qam} \\ F_{qe} &\leq F_{qem} \end{aligned}$$

müssen die oben angegebenen Bedingungen berücksichtigt werden. Ist der Kraftangriff nicht auf Wellenmitte, so kann die zulässige Querkraft mit Hilfe der unten stehenden Formel auf jede beliebige Stelle umgerechnet werden.

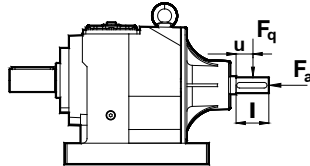
$$\begin{aligned} F_{qam}' &= F_{qam} \times \frac{t}{y+u} \\ F_{qem}' &= F_{qem} \times \frac{t}{y+u} \end{aligned}$$

Die Werte "t" und "y" sind in den nachfolgenden Tabellen angegeben. Der Wert "u" ist die Stelle des Kraftangriffs wie auf der nächsten Seite angegeben.

Çıktı Milinde Radyal Kuvvet Hesabı Düzeltme Katsayıları

Overhung Load Correcting Values on Output Shaft
Querkräft auf Ausgangswelle Korrigierungszahlen


Tip Type Typ	MR002-003 NR002-003	MR102-103 NR102-103	MR172-173 NR172-173	MR202-203 NR202-203	MR272-273 NR272-273	MR282-283 NR282-283	MR372-373 NR372-373	MR472-473 NR472-473	MR572-573 NR572-573	MR672-673 NR672-673	MR772-773 NR772-773	MR872-873 NR872-873	MR972-973 NR972-973
t	90	108	109	140	141	158	170	214	256	291	314	404	440
y	70	83	84	110	106	123	130	164	196	226	244	299	334
l	40	50	50	60	70	70	80	100	120	130	140	210	210



Giriş Milinde Radyal Kuvvet Hesabı Düzeltme Katsayıları

Overhung Load Correcting Values on Input Shaft
Querkräft auf Eingangswelle Korrigierungszahlen


Tip Type Typ	MT002-003 NT002-003	MT102-103 NT102-103	MT172-173 NT172-173	MT202-203 NT202-203	MT272-273 NT272-273	MT282-283 NT282-283	MT372-373 NT372-373	MT472-473 NT472-473	MT572-573 NT572-573	MT672-673 NT672-673	MT772-773 NT772-773	MT872-873 NT872-873	MT972-973 NT972-973
t	78	108	108	111	111	126	126	137	158	180	207	220	261
y	58	83	83	86	86	96	96	102	113	130	147	165	207
l	40	50	50	50	50	60	60	70	90	100	120	110	110



Genel Bilgiler

General Information

Einführung



Radyal Yüklerin Hesabı

Radyal Yük $F_q(N)$ 'nin hesaplanmasında, gerekli tahrik momenti M (Nm), kasnak veya dişli çapı D (mm) olmak üzere aşağıdaki formüller kullanılır.

1. Elastik Kaplin

Çalışma sırasında oluşan sapmalar kaplinin güvenlik sınırları içinde ise kuvvetler ihmal edilebilir.

2. Düz Dişli

(20° kavrama açılı)

$$F_q = \frac{2100 \times M_2}{D}$$

3. Küçük Hızlarda Zincir Dişli ($z > 17$)

$$F_q = \frac{2100 \times M_2}{D}$$

4. Triger Kayış

$$F_q = \frac{2500 \times M_2}{D}$$

5. V Kayış

$$F_q = \frac{5000 \times M_2}{D}$$

6. Gerdirme Makaralı Kayış

$$F_q = \frac{5000 \times M_2}{D}$$

Calc. Of Overhung Loads

Radial Load $F_q(N)$ is calculated with the following equations where required moment M (Nm) and hoop or gear diameter D (mm) is used.

1. Elastic Coupling

If Elastic Coupling is working in its reliable working area, the overhung loads can be neglected.

2. For Spur Gear

(Pressure angle 20°)

$$F_q = \frac{2100 \times M_2}{D}$$

3. For Chain Drive

With Low Speed ($z > 17$)

$$F_q = \frac{2100 \times M_2}{D}$$

4. For Trigger Belt

$$F_q = \frac{2500 \times M_2}{D}$$

5. For V Belt

$$F_q = \frac{5000 \times M_2}{D}$$

6. Flat Belt With Spanning Pulley

$$F_q = \frac{5000 \times M_2}{D}$$

Berechnung der Querkräfte

Der Fall der radialen Belastung $F_q(N)$ kann mit den angegebenen Gleichungen berechnet werden. Antriebsmoment M (Nm) und Zahnrad- oder Riemenscheiben Durchmesser D (mm).

1. Elastische Kupplung

Wenn die elastische Kupplung in ihren zulässige Arbeitstoleranz arbeitet, können die radialen Belastungen vernachlässigt werden.

2. Stirnradgetriebe

(Angriffswinkel 20°)

$$F_q = \frac{2100 \times M_2}{D}$$

3. Kettenantrieb mit niedriger Geschwindigkeit ($z > 17$)

$$F_q = \frac{2100 \times M_2}{D}$$

4. Zahnriemenantrieb


$$F_q = \frac{2500 \times M_2}{D}$$

5. Keilriemenantrieb

$$F_q = \frac{5000 \times M_2}{D}$$

6. Flachriemenantrieb mit Spannungstrommel

$$F_q = \frac{5000 \times M_2}{D}$$



Genel Bilgiler

General Information

Einführung



Eşdeğer Güç Hesabı

Sabit devirde, ancak değişken momentlerde (güçlerde) çalışan redüktörler için eşdeğer tork altındaki, eşdeğer güç hesaplanabilir. Bu eşdeğer güç kullanılarak bilinen sabit güçteki redüktör seçim yöntemi kullanılarak seçim yapılabilir. Burada ağırlıklı torka göre eşdeğer anma torku belirlenmektedir. Hesaplanan bu güçte çalışan redüktör, teorik olarak, değişken yüklerde çalışan redüktör ile aynı emniyet değerine ve ömre sahiptir.

Bir çevrim boyunca oluşan değişken torklar, en yüksek torktan, en düşüğe doğru yatay zaman eksenini boyunca sıralanır (bakınız alttaki şekil). Bu şekile göre eşdeğer tork şu formül ile hesaplanır;

$$T_e = \left(\frac{\Delta t_1 \times T_1^{6.6} + \dots + \Delta t_n \times T_n^{6.6}}{t} \right)^{\frac{1}{6.6}}$$

Eğer T_n değerleri (en düşük tork), T_e 'nin 0,5 katının altında ise, bu tork dilimi yok sayılarak, işlem tekrarlanır;

Eğer $T_n < T_e \times 0.5$ ise

$$T_e = \left(\frac{\Delta t_1 \times T_1^{6.6} + \dots + \Delta t_{n-1} \times T_{n-1}^{6.6}}{t - \Delta t_n} \right)^{\frac{1}{6.6}}$$

Tüm T_n değerleri T_e 'nin 0,5 katının üzerinde ise, eşdeğer güç aşağıdaki gibi hesaplanır;

$$P_{eq} = P_N = \frac{T_e \times n}{9550}$$

Eşdeğer gücün bulunmasından sonra eşdeğer güç değeri kullanılarak, bu katalogta verilen redüktör seçimi bölümünde anlatılan adımlar uygulanarak redüktör seçimi tamamlanır.

Equivalent Power Rating Calculation

The equivalent power by an equivalent constant torque can be calculated for gearboxes working in constant speed but variable torques (or powers). Using this equivalent power it is possible to make a gearbox selection according to the usual gearbox selection method with constant torques. The equivalent torque will be determined according to the mean of dominating torques. The gearbox working in constant equivalent torque will theoretically have the same lifetime and safety compared to the variable torque one.

To calculate the equivalent torques, the variable torques in a cycle must be sorted from the maximal to the minimal on a horizontal time line (Check the graphic below). According to the graphic below the equivalent torque can be calculated with the following formula;

$$T_e = \left(\frac{\Delta t_1 \times T_1^{6.6} + \dots + \Delta t_n \times T_n^{6.6}}{t} \right)^{\frac{1}{6.6}}$$

If T_n (the lowest torque) is lower than 50 % of T_e , this torque part must be taken out of the torque graph and the calculation must be repeated;

If $T_n < T_e \times 0.5$ then

$$T_e = \left(\frac{\Delta t_1 \times T_1^{6.6} + \dots + \Delta t_{n-1} \times T_{n-1}^{6.6}}{t - \Delta t_n} \right)^{\frac{1}{6.6}}$$

If all T_n values are higher than 50% of T_e then the equivalent power can be calculated by the following formula;

$$P_{eq} = P_N = \frac{T_e \times n}{9550}$$

After the equivalent power is determined the selection of gearbox is made according to the selection procedures given on the gearbox selection part in this catalogue.

Berechnung Äquivalenter Leistung

Die äquivalente Leistung bei äquivalenten Drehmoment kann für Getrieben mit konstanten Drehzahl und variablen Momente berechnet werden. Mit dieser Leistung kann das Getriebe ausgelegt werden, wie bei konstanten Leistung. Man bestimmt hiermit also die maßgebende Belastung. Das ausgelegte Getriebe erreicht theoretisch dem gleichen Lebensdauer und hat die gleiche Sicherheit.

Für die Berechnung der äquivalenten Drehmoment müssen die einzelnen Drehmomentanteile auf eine Zeitachse von größten bis zu kleinsten angeordnet werden (siehe unteres Bild). Das äquivalente Drehmoment wird nach folgender Formel berechnet;

$$T_e = \left(\frac{\Delta t_1 \times T_1^{6.6} + \dots + \Delta t_n \times T_n^{6.6}}{t} \right)^{\frac{1}{6.6}}$$

Wenn T_n (niedrigstes Drehmoment) kleiner als 50% von T_e ist, muss dieser Anteil vernachlässigt werden und die Berechnung soll neu durchgeführt werden;

Wenn $T_n < T_e \times 0.5$ dann

$$T_e = \left(\frac{\Delta t_1 \times T_1^{6.6} + \dots + \Delta t_{n-1} \times T_{n-1}^{6.6}}{t - \Delta t_n} \right)^{\frac{1}{6.6}}$$

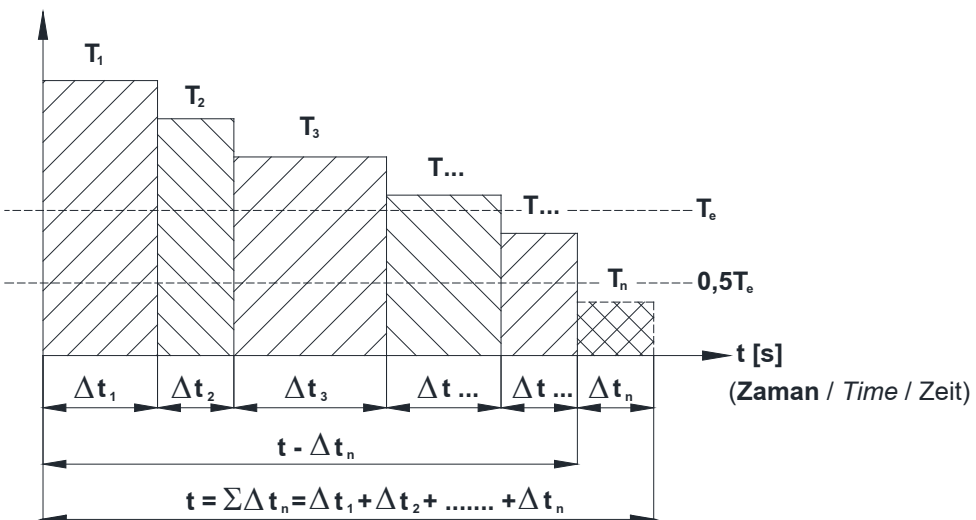
Wenn alle T_n Werte höher als 50% von T_e sind, dann wird die äquivalente Leistung nach folgender Formel berechnet;


$$P_{eq} = P_N = \frac{T_e \times n}{9550}$$

Nach Bestimmung der äquivalenter Leistung, erfolgt die Getriebeauslegung wie bei konstanter Leistung. Die Auswahlverfahren für konstante Leistung ist in diesem Katalog angegeben.

(Moment / Torque / Moment)

T [Nm]





Genel Bilgiler

General Information

Einführung



Eşdeğer Güç Hesabı Örneği

Çift yönlü çalışan ham demir haddesi için aşağıdaki çalışma koşulları belirlenmiş;

Veriler:

Toplam bir iş çevrimi: 2 dak.

1. Yük kademesi: 48 kNm, 30 s
2. Yük Kademesi: 32 kNm, 22 s
3. Yük Kademesi: 28 kNm, 15 s
4. Yük Kademesi: 16 kNm, 10 s
5. Yük Kademesi: 5 kNm, 43 s

Makina sabit devri: 50 d/dak

Redüktör seçimine esas olacak eşdeğer yük aranmaktadır.

Çözüm:

Bir çevrimin toplam zamanı;

$$t = t_1 + t_2 + t_3 + t_4 + t_5 = 120 \text{ sn}$$

Eşdeğer Tork;

$$T_e = \left(\frac{30 \times 48^{6.6} + \dots + 43 \times 5^{6.6}}{120} \right)^{\frac{1}{6.6}}$$
$$= 39,2 \text{ kNm}$$

%50 eşdeğer tork;

$$0.5 \times T_e = 19.6 \text{ kNm}$$

Her bir tork dilimi bu değerin üzerinde olmalı

$$T_4, T_5 < 0.5 \times T_e$$

%50 torkun altındakileri çıkararak hesabı tekrarlayalım;

$$t' = t - t_4 - t_5 = 120 - 43 - 10 = 67 \text{ s}$$

$$T_e = \left(\frac{30 \times 48^{6.6} + \dots + 15 \times 28^{6.6}}{67} \right)^{\frac{1}{6.6}}$$
$$= 42,9 \text{ kNm}$$

Moment ve devir değerlerini kullanarak eşdeğer gücümüzü hesaplayalım ;

$$P_{eq} = \frac{T_e \times n}{9550} = \frac{42,9 \times 1000 \times 50}{9550} \cong 225 \text{ kW}$$

Yukarıdaki güç ve devir değeri kullanılarak bu katalogta anlatılan seçim presüdüğü ile redüktör seçimi yapılabilir.

Equivalent Power Rating Sample

The following data is given for a reversing blooming mill;

Torque steps:

Total one cycle time: 2 min.

1st torque part: 48 kNm, 30 s

2nd torque part: 32 kNm, 22 s

3th torque part: 28 kNm, 15 s

4th torque part: 16 kNm, 10 s

5th torque part: 5 kNm, 43 s

Machine constant speed: 50 rpm

The equivalent power, which is required for gear unit selection, is to determine.

Solution:

Total time in a cycle;

$$t = t_1 + t_2 + t_3 + t_4 + t_5 = 120 \text{ sn}$$

Equivalent Torque;

$$T_e = \left(\frac{30 \times 48^{6.6} + \dots + 43 \times 5^{6.6}}{120} \right)^{\frac{1}{6.6}}$$
$$= 39,2 \text{ kNm}$$

50% of Equivalent torque;

$$0.5 \times T_e = 19.6 \text{ kNm}$$

Every torque part must be lower then this value;

$$T_4, T_5 < 0.5 \times T_e$$

We are repeating the calculation by taking out the torque parts, which are below 50%;

$$t' = t - t_4 - t_5 = 120 - 43 - 10 = 67 \text{ s}$$

$$T_e = \left(\frac{30 \times 48^{6.6} + \dots + 15 \times 28^{6.6}}{67} \right)^{\frac{1}{6.6}}$$
$$= 42,9 \text{ kNm}$$

By using the equivalent torque and constant speed we calculate the equivalent power ;

$$P_{eq} = \frac{T_e \times n}{9550} = \frac{42,9 \times 1000 \times 50}{9550} \cong 225 \text{ kW}$$

Now by using the above calculated equivalent power and constant speed we can make the gearbox selection with the procedures described in this catalogue.

Beispiel für Äquivalente Leistung

Die nachfolgenden Angaben sind für eine Blechreversierwalze;

Drehmoment stufen:

Gesamte Zeit für einem Arbeitszyklus: 2 min.

Drehmomentanteil 1: 48 kNm 30 s

Drehmomentanteil 2: 32 kNm 22 s

Drehmomentanteil 3: 28 kNm 15 s

Drehmomentanteil 4: 16 kNm 10 s

Drehmomentanteil 5: 5 kNm 43 s

Maschine hat konstante Drehzahl: 50 U/min

Gesucht ist die äquivalente Leistung, die für die Getriebeauslegung nötig ist.

Lösung:

Gesamte Zeit für einem Arbeitszyklus;

$$t = t_1 + t_2 + t_3 + t_4 + t_5 = 120 \text{ sn}$$

Äquivalentes Drehmoment;

$$T_e = \left(\frac{30 \times 48^{6.6} + \dots + 43 \times 5^{6.6}}{120} \right)^{\frac{1}{6.6}}$$
$$= 39,2 \text{ kNm}$$

50% von äquivalenten Drehmoment;

$$0.5 \times T_e = 19.6 \text{ kNm}$$

Drehmomentanteile müssen größer als dieser Wert sein;

$$T_4, T_5 < 0.5 \times T_e$$

Wir wiederholen die Berechnung nochmals ohne die kleine Drehmomentanteile;


$$t' = t - t_4 - t_5 = 120 - 43 - 10 = 67 \text{ s}$$

$$T_e = \left(\frac{30 \times 48^{6.6} + \dots + 15 \times 28^{6.6}}{67} \right)^{\frac{1}{6.6}}$$
$$= 42,9 \text{ kNm}$$

Mit Hilfe von äquivalenten Drehmoment und konstanter Drehzahl berechnet man die äquivalente Leistung ;

$$P_{eq} = \frac{T_e \times n}{9550} = \frac{42,9 \times 1000 \times 50}{9550} \cong 225 \text{ kW}$$

Nach Bestimmung der äquivalente Leistung und konstanter Drehzahl, erfolgt die Getriebeauslegung dann wie die Getriebeauswahl gemäß dem in diesem Katalog beschriebenen Verfahren für konstante Leistung.



Genel Bilgiler

General Information

Einführung



Redüktör Seçimi

Bir redüktör seçiminde aşağıdaki yol izlenmelidir.

1. Çalışma şartlarına bağlı olarak servis faktörünü (fs) belirleyiniz. (Servis Faktörü Sayfa 16).

2. Makinanız için gerekli olan momenti belirleyiniz M_2 (redüktör gerekli çıkış momenti).

3. Makinanızın devrini belirleyiniz n_2 (redüktör gerekli çıkış devri).

4. Makinanızın güç ihtiyacını (Redüktör çıkış gücünü) " P_2 " hesaplayınız.

$$P_2 = \frac{M_2 \times n_2}{9550}$$

5. Redüktör ile makina arasında kullanılan bağlantı elemanına göre radyal yükü hesaplayınız. (Sayfa 20). Yukarıdaki verilere uygun olarak çıkış devri, değerlerine uyan servis faktörü ve radyal yükü bulduğunuzdan daha yüksek veya eşit olan redüktörü, güç-devir seçim tablolarından seçiniz. Helisel tip redüktörlerde verim yüksek olduğundan çıkış gücü verilmemiştir. Hesapladığınız güç değerini giriş gücü olarak kabul edip seçiminizi yapınız. Tablolarda verilen M_2 çıkış momentinin hesapladığınız M_2 den büyük olmasına dikkat ediniz. Eğer seçilen redüktörünki daha ufak ise bir üst motor gücüne geçiniz.

Örnek

1. Makina Cinsi:

Lastik bantlı konveyör , dökme yük taşıyor.

2. Makina için gerekli moment:

Makina için hesaplanan moment $M_2 = 470 \text{ Nm}$.

3. Makina gerekli çıkış devri:

$n_2 = 50 \text{ dev/dak}$.

4. Günlük çalışma süresi:

16 saat.

5. Saatte start sayısı:

Saatte 1 start

6. Makina ile bağlantı şekli:

Zincir dişli (çap -160 mm)

- Yük sınıflandırma tablosundan yük sınıfı M olarak seçilir (sayfa 17-18)

- Günlük çalışma süresi 16 saat Saatte start sayısı 1 ve yük sınıfı M'ye tekabül eden servis faktörü tablosundan, servis faktörü için $fs = 1.3$ değeri bulunur.(sayfa 16)

- Makinanızın güç ihtiyacı (Redüktör Çıkış Gücü) :

$$P_2 = \frac{M_2 \times n_2}{9550} = \frac{470 \times 50}{9550} = 2,46 \text{ kW}$$

Gearbox Selection

For the correct selection of the appropriate gear units follow this steps.

1. Determine service factor (fs) on the basis of running conditions (Page 16).

2. Determine the required Torque M_2 (required output torque of gearbox) for the driven machine.

3. Determine required speed (output speed of gearbox) for the driven machine.

4. Calculate the required power for your machine (Calculate power " P_2 " required at output side of gear reducer using the formula);

$$P_2 = \frac{M_2 \times n_2}{9550}$$

5. Calculate overhung load required at output shaft according to type of connection between gear unit and machine (Refer to directions and values given on page 20). After determining the above mentioned values, the gear reducer which corresponds to our requirements can be selected from the performance tables (the service factor and the permissible overhung load should be less than or equal to our requirement). For Helical gears the output power is not given on the performance tables because they have high efficiency and the output power can be taken as input power. The output torque should be checked if it meets to our requirements. If the output torque is low, search for a higher input power gearbox.

Example:

1. Machine Type:

Belt Conveyor (Bulk Load)

2. Required Torque:

Required Torque calculated for the driven machine is $M_2 = 470 \text{ Nm}$.

3. Required speed:

$n_2 = 50 \text{ rpm}$

4. Running time:

16 hours per day

5. Frequency of starting:

1 start per hour

6. Connection type between gear reducer

Chain drive (output dimension-160 mm)

- From the load classification table (on page 17-18), the load class M can be selected for the known application.

- The service factor can be selected as $fs = 1,3$ from the service factor table (page 16) by taking into consideration 16 hours running time, one start per hour, and load class M.

- Required power for your machine (Power at output side of gear reducer) :

$$P_2 = \frac{M_2 \times n_2}{9550} = \frac{470 \times 50}{9550} = 2,46 \text{ kW}$$

Getriebeauswahl

Für die korrekte Auswahl des Antriebes;

1. Den Betriebsfaktor(fs) in Abhängigkeit von den Betriebsbedingungen bestimmen.(Bezug auf Seite 16).

2. Die erforderte Drehmoment M_2 für die angetriebene Maschine (Abtriebsdrehmoment für die Getriebe) bestimmen.

3. Erforderte Drehzahl bestimmen (Abtriebsdrehzahl für die Getriebe).

4. Berechnen der erforderte Leistung der angetriebene Maschine (Die an der Abtriebswelle erforderte Leistung " P_2 ") mit der unten angegebenen Formel.

$$P_2 = \frac{M_2 \times n_2}{9550}$$

5. Die an der Getriebeabtriebswelle erforderte Querkraft in Abhängigkeit von Antriebsselement bestimmen (Bezug auf Seite 20). Nach Bestimmen der oben angegebenen Werte, die passende Getriebe kann von den angegebenen Leistungstabellen entnommen werden. Dabei soll darauf geachtet werden, dass der Betriebsfaktor und Querkraft stets unterhalb von angegebenen Werten liegt. Weil Stirnradgetrieben einen hohen Wirkungsgrad haben, sind die Abtriebsleistungen für Stirnradgetrieben nicht angegeben. Bei dieser Getrieben die erforderte Leistung kann als Antriebsleistung benutzt werden. Achten sie darauf, dass der Abtriebsmoment größer als die erforderte Drehmoment ist.

Beispiel:

1. Maschinentyp:

Gurtbandförderer (Schüttgut)

2. Erforderte Drehmoment:

Für die Maschine berechnete Drehmoment $M_2 = 470 \text{ Nm}$.

3. Erforderte Drehzahl:

$n_2 = 50 \text{ upm}$

4. Betriebsdauer:

16 stunden pro Tag

5. Schalthäufigkeit:

1 Start pro Stunde

6. Antriebselement für verbindung


Getriebe-Machine:Kettentrieb(Durchmesser-160 mm)

- Von den Belastungsart Tabellen(Seite 17-18) nimmt man Belastungsart M

- Für den Schaltungszahl 1 und die Laufzeit16 und für den passenden Belastungsart erhält man Betriebsfaktor $fs = 1,3$ von Tabelle auf Seite 16.

- Erforderte Leistung der angetriebe Maschine (Die an der Getriebeabtriebswelle erforderte Leistung)

$$P_2 = \frac{M_2 \times n_2}{9550} = \frac{470 \times 50}{9550} = 2,46 \text{ kW}$$



Genel Bilgiler General Information Einführung



- Zincir dişli uygulaması için (Sayfa 21) F_q değeri;

$$F_q = \frac{2100 \times M_2}{D} = \frac{2100 \times 470}{180} = 5484 \text{ N}$$

- Ortaya çıkan redüktör ihtiyacı

$$\begin{aligned} P_2 &\geq 2,46 \text{ kW} \\ M_2 &\geq 470 \text{ Nm} \\ fs &\geq 1.3 \\ n_2 &= 50 \text{ d/dak} \\ F_q &\geq 5484 \text{ N} \end{aligned}$$

Güç ve devir sayılarından,

MR373-3E100L/4D seçilir. (Sayfa 81)

$$\begin{aligned} P_2 &= 3 \text{ kW} > 2,46 \text{ kW} \\ M_2 &= 554 \text{ Nm} > 470 \text{ Nm} \\ fs &= 1,4 \\ n_2 &= 49 \text{ d/dak} \\ F_{qam} &= 6587 \text{ N} > 5484 \text{ N} \end{aligned}$$

- For chain drive application the requested overhang load can be calculated from (page 21).

$$F_q = \frac{2100 \times M_2}{D} = \frac{2100 \times 470}{180} = 5484 \text{ N}$$

- The required gearbox is as follows:

$$\begin{aligned} P_2 &\geq 2,46 \text{ kW} \\ M_2 &\geq 470 \text{ Nm} \\ fs &\geq 1.3 \\ n_2 &= 50 \text{ rpm} \\ F_q &\geq 5484 \text{ N} \end{aligned}$$

From the performance table,

MR373-3E100L/4D selected. (Page 81)

$$\begin{aligned} P_2 &= 3 \text{ kW} > 2,46 \text{ kW} \\ M_2 &= 554 \text{ Nm} > 470 \text{ Nm} \\ fs &= 1,4 \\ n_2 &= 49 \text{ rpm} \\ F_{qam} &= 6587 \text{ N} > 5484 \text{ N} \end{aligned}$$

- Für Kettentrieb die erforderte Querkraft (seite 21).

$$F_q = \frac{2100 \times M_2}{D} = \frac{2100 \times 470}{180} = 5484 \text{ N}$$


- Von den oben angegebenen Berechnungen die erforderte Getriebe ist wie folgt;

$$\begin{aligned} P_2 &\geq 2,46 \text{ kW} \\ M_2 &\geq 470 \text{ Nm} \\ fs &\geq 1.3 \\ n_2 &= 50 \text{ U/min} \\ F_q &\geq 5484 \text{ N} \end{aligned}$$

Von der Leistung- DrehzahlTabelle ,

wurde **MR373-3E100L/4D** gewählt. (Seite 81)

$$\begin{aligned} P_2 &= 3 \text{ kW} > 2,46 \text{ kW} \\ M_2 &= 554 \text{ Nm} > 470 \text{ Nm} \\ fs &= 1,4 \\ n_2 &= 49 \text{ U/min} \\ F_{qam} &= 6587 \text{ N} > 5484 \text{ N} \end{aligned}$$



Genel Bilgiler

General Information

Einführung



Redüktör Seçim Formu

Kullanıldığı Sektör.....
Kullanıldığı Yer.....
Gerekli Ortalama Devir.....d/dak

Makina ihtiyaç gücü:

-Normal..... kW
-En çok..... kW
-En az..... kW

Tahrik Şekli:

AC Motor []
AC Motor + Invertör []
DC Motor []
Hidromotor []
1-3 silindri içten yanmalı []
2-4 silindri içten yanmalı []

Motor Bağlantı Şekli (Elektrik Motorları):

IEC B5 Flanşlı []
NEMA Flanşlı []
B3 Ayaklı []

IEC veya NEMA flanş kodu.

Motor Gücü:

-Nominal..... kW

Motor Devri:

-Normal..... d/dak
-En çok..... d/dak
-En az..... d/dak

Motor Torku:

-Normal..... Nm
-En çok..... Nm
-En az..... Nm

Dönüş şekli:

saat yönü [] saat yönüne ters [] değişken []

Günlük çalışma süresi:

<4 [] 4-8 [] 8-16 [] >16 []

Saatteki start sayısı:

0-50 [] 50-100 [] 100-200 []
200-300 [] 300-500 [] 500-700 []
700-1000 [] >1000 []

Motor Redüktör Arası Tahvil Oranı.....

Kalkış için gerekli moment.....Nm

Saatteki pik moment adedi:

1-5 [] 6-30 [] 31-100 [] >100 []

Bir çevrimde aktif çalışma oranı (ED):

%100 [] %80 [] %60 [] 40% [] %20 []

Deniz seviyesinden yükseklik:

<1000 [] <2000 [] <3000 []
<4000 [] <5000 []

Montaj yeri:

Küçük kapalı oda (w<1m/sn) []
Kapalı oda (w<3m/sn) []
Büyük oda ve holler (w>=3m/sn) []
Tamamen açık ortam []

Çevre Şartları:

Normal [] Tozlu [] Nemli []
Korozif [] Kuru []

Çevre Sıcaklığı:

Ortalama..... °C
En Yüksek..... °C
En Düşük..... °C

Kilit İhtiyacı:

Var [] Yok []

Redüktör Giriş Opsiyonu:

R.. [] V.. [] N.. [] T.. []

Montaj Pozisyonu:

M1 [] M2 [] M3 [] M4 [] M5 [] M6 []

Giriş mili bağlantı şekli:

Elastik kaplin []
Fıçı tipi kaplin []
Rijit kaplin []
Hidrolik Kaplin []
Kayış kasnak []
Zincir dişli []
Pinyon dişli []
Bağlantı elemanı çapı.....mm
Radyal yükü.....N
Radyal yük "u" mesafesi.....mm
Aksiyal yükü (mile doğru +).....N

Çıkış mili bağlantı şekli:

Elastik kaplin []
Fıçı tipi kaplin []
Rijit kaplin []
Kayış kasnak []
Zincir dişli []
Pinyon dişli []
Bağlantı elemanı çapı.....mm
Radyal yükü.....N
Radyal yük "u" mesafesi.....mm
Aksiyal yükü (mile doğru +).....N

Çıkış Mili Özelliği:

Dolu Mil Kamalı []
Dolu Mil Kamasız []
Özel Mil []

Giriş Mili Özelliği:

Kamalı []
Kamasız düz mil []
Özel Mil []

Elektrik Gerilimi:

AC-Monofaze [] AC-Trifaze [] DC []
Voltaj.....Volt
Frekans.....Hz


Koruma Sınıfı:

IP55 [] IP65 [] Exproof []
Diğer IP.....

Ekler:

Yük diyagramı []
Proje []
İstenen ana boyutlar []
Teknik veriler []

Diğer Notlar:



Genel Bilgiler

General Information

Einführung



Gearbox Selection Form

Field of Industry.....
 Application.....
 Required Average Speed..... rpm

Required Power on Driven Machine:

-Normal..... kW
 -Maximum..... kW
 -Minimum..... kW

Driving Machine:

AC Motor []
 AC Motor + Inverter []
 DC Motor []
 Hydraulic Motor []
 Piston Engine with 1-3 cylinder []
 Piston Engine with 4-24 cylinder []

Motor Connection Type (Electric Motors):

IEC B5 Flange []
 NEMA Flange []
 B3 Foot Mounted []

IEC or NEMA Flange Code.....

Motor Power:

-Nominal.....kW

Motor Speed:

-Normal.....rpm
 -Maximum.....rpm
 -Minimum.....rpm

Motor Torque:

-Normal.....Nm
 -Maximum.....Nm
 -Minimum.....Nm

Direction of Rotation:

cw [] ccw [] variable []

Working hours per day:

<4 [] 4-8 [] 8-16 [] >16 []

Startings per cycle:

0-50 [] 50-100 [] 100-200 []
 200-300 [] 300-500 [] 500-700 []
 700-1000 [] >1000 []

Transmission ratio between motor and gear unit.....

Required Starting Torque.....Nm

Peak torques per hour:

1-5 [] 6-30 [] 31-100 [] >100 []

Effective working time in a cycle (ED):

%100 [] %80 [] %60 [] 40% []
 20% []

Altitude:

<1000 [] <2000 [] <3000 []
 <4000 [] <5000 []

Mounting Place:

Small closed room (w<1m/sn) []
 Closed room (w<3m/sn) []
 Big rooms and halls (w>=3m/sn) []
 Outdoor []

Ambient Conditions:

Normal [] Dusty [] Humid []
 Corrosive [] Dry []

Ambient Temperature:

Average.....°C
 Maximum.....°C
 Minimum.....°C

Backstop Required:

Yes [] No []

Gearbox input options:

R.. [] V.. [] N.. [] T.. []

Mounting Position:

M1 [] M2 [] M3 [] M4 [] M5 [] M6 []

Input Shaft Connection Type:

Elastic Coupling []
 Barrel Type Coupling []
 Hydraulic Coupling []
 Rigid Flange Coupling []
 Pulley []
 Chain Sprocket []
 Pinion []
 Diameter of Connection element.....mm
 Radial Load.....N
 "u" Distance of Radial Load.....mm
 Axial Load (Towards Shaft)N

Output Shaft Connection Type:

Elastic Coupling []
 Barrel Type Coupling []
 Rigid Flange Coupling []
 Pulley []
 Chain Sprocket []
 Pinion []
 Diameter of Connection Element.....mm
 Radial Load.....N
 "u" Distance of Radial Load.....mm
 Axial Load (Towards Shaft)N

Output Shaft Specification:

Solid Shaft with Keyway []
 Solid Shaft without Keyway []
 Special Shaft []

Input Shaft Specification:

Solid Shaft with Keyway []
 Solid Shaft without Keyway []
 Special Shaft []

Electrical Supply:

AC-1 Phase [] AC-3 Phase [] DC []
 Voltage.....Volt
 Frequency..... Hz


Protection Class:

IP55 [] IP65 [] Exproof []
 Other IP.....

Attachments:

Load Diagram []
 Project []
 Required Dimensions []
 Technical Specifications []

Notes:



Genel Bilgiler

General Information

Einführung



Formular für Getriebeauswahl

Industriebereich.....
 Anwendung.....
 Erforderliche Drehzahl.....U/min

Erforderliche Leistung für die Maschine:

-Normal.....kW
 -Minimal.....kW
 -Maximal.....kW

Antriebsmaschine:

AC Motor []
 AC Motor mit Frequenzumrichter []
 DC Motor []
 Hydromotor []
 Kolbenmaschinen mit 1-3 Zylinder []
 Kolbenmaschinen mit 2-4 Zylinder []

Motorverbindungsart (Elektromotoren):

IEC B5 Flansch []
 NEMA Flansch []
 B3 Fussausführung []

IEC oder NEMA Flanschcode.....

Motorleistung:

-Nominal.....kW

Motordrehzahl:

-Normal.....U/min
 -Maximal.....U/min
 -Minimal.....U/min

Motordrehmoment:

-Normal.....Nm
 -Maximal.....Nm
 -Minimal.....Nm

Drehrichtung:

in Uhrzeigersinn [] gegen Uhrzeigersinn []
 veränderlich []

Betriebsdauer in Stunden pro Tag:

<4 [] 4-8 [] 8-16 [] >16 []

Anzahl der Anläufe pro Stunde:

0-50 [] 50-100 [] 100-200 []
 200-300 [] 300-500 [] 500-700 []
 700-1000 [] >1000 []

Übersetzung zwischen Motor und Antriebs-
 welle.....

Erforderliches Anlaufmoment.....Nm

Häufigkeit von Lastspitzen pro Stunde:

1-5 [] 6-30 [] 31-100 [] >100 []

Einschaltdauer je Stunde (ED):

%100 [] %80 [] %60 [] 40% [] %20 []

Höhenlage über Meeresspiegel (m):

<1000 [] <2000 [] <3000 []
 <4000 [] <5000 []

Betriebsort:

Kleine geschlossene Räume (w<1m/sn) []
 Geschlossene Räume (w<3m/sn) []
 Große Räume und Hallen (w>=3m/sn) []
 im Freien []

Umgebungsbedingungen:

Normal [] Staubig [] Feucht []
 Korrodierend [] Trocken [] Verklebend []

Umgebungstemperatur:

Mittelwert.....°C
 Maximal.....°C
 Minimal.....°C

Rücklaufsperre erforderlich:

Ja [] Nein []

Getriebeeingangsvarianten:

R.. [] V.. [] N.. [] T.. []

Montageposition:

M1 [] M2 [] M3 [] M4 [] M5 [] M6 []

Antriebswellenanschluss:

Elastische Kupplung []
 Trommelkupplung []
 Hydrokupplung []
 Starre Flanschkupplung []
 Keilriementrieb []
 Kettenrad []
 Ritzel []
 Durchmesser von Anschlusselement.....mm
 Querkraft.....N
 "u" Abstand von der Wellenschulter.....mm
 Axialkraft (in Richtung der Welle +)N

Abtriebswellenanschluss:

Elastische Kupplung []
 Trommelkupplung []
 Starre Flanschkupplung []
 Keilriementrieb []
 Kettenrad []
 Ritzel []
 Durchmesser von Anschlusselement.....mm
 Querkraft.....N
 "u" Abstand von der Wellenschulter.....mm
 Axialkraft (in Richtung der Welle +)N

Eigenschaften der Abtriebswelle:

Vollwelle mit Passfeder []
 Vollwelle ohne Passfeder []
 Sonderwelle []

Eigenschaften der Antriebswelle:

Vollwelle mit Paßfeder []
 Vollwelle ohne Paßfeder []
 Sonderwelle []

Spannungsversorgung:

AC-1 phasig [] AC-3 phasig [] DC []
 Spannung.....Volt
 Frequenz.....Hz


Schutzart:

IP55 [] IP65 [] Exproof []
 Andere IP.....

Anhang:

Lastdiagramm []
 Projekt []
 Erforderliche Abmessungen []
 Technische Spezifikationen []

Andere Merkmale:



Genel Bilgiler General Information Einführung



M4 Montaj Pozisyonu için Genleşme Tankı / Expansion Tank for M4 Mounting Position / Ölausgleichsbehälter für M4 Bauform

Aşağıdaki teknik resimde gösterildiği gibi montaj pozisyonları **M4** (montaj pozisyonları syf.32) olan redüktörlerde düzgün bir yağlama sağlanabilmesi için yağ seviyesinin redüktörün üst dişlilerinin yağlanabileceği seviyede olması gerekmektedir. Buda düşük çevrim oranlı redüktörlerde köpürme ve genleşme nedeniyle havalandırma tapasından yağ atılmasına neden olabilmektedir.

Yılmaz redüktör ; bunun önlenmesi için çevrim oranı (i) < 20 ve M47'den daha büyük olan bütün gövdelerde **M4** montaj pozisyonunda genleşme tankı kullanılmasını kesinlikle önermektedir. Önerilen genleşme tankı ölçüleri aşağıdaki tabloda gösterilmiştir.

Çevrim oranı (i) < 20 olup giriş motor devri 1800 d/d dan büyük olan bütün redüktörlerde **M4** montaj pozisyonunda genleşme tankı kullanılması redüktör büyüklüğüne bakılmaksızın önerilmektedir.

*As you can see at the technical drawing below, for gear units with **M4** (mounting positions p. 32) mounting position, oil level is very high for proper lubrication of upper pinion gear and this leads to oil leakage from venting plug, because of foaming and expansion of oil at geared motors with ratios below 20.*

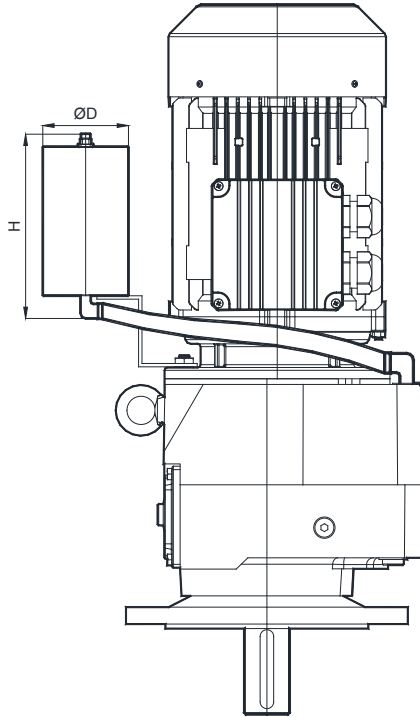
*We ; Yılmaz Redüktör, strongly recommend using expansion tank for **M4** mounting position for gear units M57, M67, M77, M87 and M97 with total ratios (i) below 20, to prevent this. You can find the recommended dimensions of expansion tanks below.*

*If your gear units total ratio (i) is below 20 and input speed is higher then 1800 rpm we recommend using of expansion tank for all gear unit sizes for **M4** mounting position.*


Wie in der folgenden technischen Zeichnung dargestellt ist, sollte der Ölstand auf der gleichen Höhe der ersten Getriebestufe sein, um eine ausreichende Schmierung des oberen Zahnrads bei der **M4** Bauform (s. Seite 32) sicher zu stellen. Aufgrund dieses hohen Ölstands bildet sich Ölschaum aus, welcher aus der Entlüftungsschraube austritt.

Um das verhindern zu müssen, empfiehlt Yılmaz Redüktör bei allen M-Serie Getrieben ab Getriebebaugröße M57 mit niedrigen Übersetzungen (i<20) einen Ölausgleichsbehälter bei der **M4** Bauform einzusetzen. Die empfohlenen Dimensionen des Ölausgleichsbehälters sind in der unteren Tabelle angegeben.

Bei Getrieben mit Übersetzungen (i<20) und bei Motor-Eingangsdrehzahlen >1800 min⁻¹ empfiehlt Yılmaz Redüktör einen Ölausgleichsbehälter unabhängig von der Getriebebaugröße einzusetzen.



Gövde Büyüklüğü Housing Size Größe der Gehäuse	Genleşme Tankı Expansion Tank Ölausgleichsbehälter	D [mm]	H [mm]	Ağırlık [kg] Weight [kg] Gewicht [kg]
M57..	G1	100	150	4
M67.. , M77..	G2	150	250	5
M87.. , M97..	G3	180	400	9



Genel Bilgiler


General Information

Einführung



Yağ Tipleri / Oil Types / Schmierstoffe

Yağ Cinsi Lubricant Art des Schmierers	DIN 51517-3	Çevre Sıcaklığı (°C) Ambient Temperature (°C) Umgebungstemperatur (°C)		ISO VG	Aral	Beyond Petroleum	Castrol	Klüber Lubrication	Mobil	Shell	Total
		Daldırma Yağlama Dip Lubrication Tauchschrmer.	Basınçlı Yağlama Forced Lubrication Druckschrmer.								
Mineral Yağlar Mineral Oil Mineralöl	CLP	0 ... +50	-	680	Degol BG 680	Energol GR-XP 680	Alpha SP 680	Klüberoil GEM 1-680 N	Mobilgear 600 XP 680	Omala S2 GX 680	Carter EP 680
		-5 ... +45	-	460	Degol BG 460	Energol GR-XP 460	Alpha SP 460	Klüberoil GEM 1-460 N	Mobilgear 600 XP 460	Omala S2 GX 460	Carter EP 460
		-10 ... +40	+15 ... +40	320	Degol BG 320	Energol GR-XP 320	Alpha SP 320	Klüberoil GEM 1-320 N	Mobilgear 600 XP 320	Omala S2 GX 320	Carter EP 320
		-15 ... +30	+10 ... +30	220	Degol BG 220	Energol GR-XP 220	Alpha SP 220	Klüberoil GEM 1-220 N	Mobilgear 600 XP 220	Omala S2 GX 220	Carter EP 220
		-20 ... +20	+5 ... +20	150	Degol BG 150	Energol GR-XP 150	Alpha SP 150	Klüberoil GEM 1-150 N	Mobilgear 600 XP 150	Omala S2 GX 150	Carter EP 150
		-25 ... +10	+3 ... +10	100	Degol BG 100	Energol GR-XP 100	Alpha SP 100	Klüberoil GEM 1-100 N	Mobilgear 600 XP 100	Omala S2 GX 100	Carter EP 100
Sentetik Yağlar Synthetic Oil Synthetisches Öl	CLP PG	-10 ... +60	-	680	Degol GS 680	Energol SG-XP 680	-	Klübersynth GH 6 -680	Mobil Glygoyle 680	Omala S4 WE 680	Carter SY 680
		-20 ... +50	-	460	Degol GS 460	Energol SG-XP 460	Aphasyn PG 460	Klübersynth GH 6 -460	Mobil Glygoyle 460	Omala S4 WE 460	Carter SY 460
		-25 ... +40	+5 ... +40	320	Degol GS 320	Energol SG-XP 320	Aphasyn PG 320	Klübersynth GH 6 -320	Mobil Glygoyle 320	Omala S4 WE 320	Carter SY 320
		-30 ... +30	0 ... +30	220	Degol GS 220	Energol SG-XP 220	Aphasyn PG 220	Klübersynth GH 6 -220	Mobil Glygoyle 30	Omala S4 WE 220	Carter SY 220
		-35 ... +20	-5 ... +20	150	Degol GS 150	Energol SG-XP 150	Aphasyn PG 150	Klübersynth GH 6 -150	Mobil Glygoyle 22	Omala S4 WE 150	Carter SY 150
		-40 ... +10	-8 ... +10	100	-	-	-	Klübersynth GH 6 -100	Mobil Glygoyle 100	-	-
	CLP HC	-10 ... +60	-	680	-	-	-	Klübersynth GEM 4-680 N	Mobil SHC Gear 680	Omala S4 GXV 680	Carter SH 680
		-20 ... +50	-	460	Degol PAS 460	Energol EP-XF 460	Alphasyn T 460	Klübersynth GEM 4-460 N	Mobil SHC Gear 460	Omala S4 GXV 460	Carter SH 460
		-30 ... +40	+5 ... +40	320	Degol PAS 320	Energol EP-XF 320	Alphasyn T 320	Klübersynth GEM 4-320 N	Mobil SHC Gear 320	Omala S4 GXV 320	Carter SH 320
		-40 ... +40	0 ... +30	220	Degol PAS 220	Energol EP-XF 220	Alphasyn T 220	Klübersynth GEM 4-220 N	Mobil SHC Gear 220	Omala S4 GXV 220	Carter SH 220
		-40 ... +40	-5 ... +20	150	Degol PAS 150	Energol EP-XF 150	Alphasyn T 150	Klübersynth GEM 4-150 N	Mobil SHC Gear 150	Omala S4 GXV 150	Carter SH 150
		-40 ... +40	-8 ... +10	100	-	-	-	Klübersynth GEM 4-100 N	Mobil SHC 627	Omala S4 GXV 100	-
Gıda Uyumlu Yağ Food Grade Oil Lebensmittelöl	CLP NSF H1	-30 ... +25	+5 ... +25	220	-	-	Optileb GT 220	Klüberoil 4 UH1-220 N	Mobil SHC Cibus 220	Cassida Fluid GL-220	Nevastane SL 220
Çevre Dostu Yağ Biodegradable Oil Biologisch abbaubares Öl	CLP E	-25 ... +40	+5 ... +40	320	-	-	Tribol BioTop 1418-320	Klübersynth GEM 2-320	-	-	Carter Bio 320
Mineral Gresler [-20 +120 °C Çalışma Sıcaklığı] Mineral Grease [-20 +120 °C Working Temperature] Mineral-Fett [-20 +120 °C Betriebstemperatur]					Aralub HL3	Energol LS 3	Speherol AP3	Centoplex 2 EP	Mobilux EP 3	Gadus S2 V100 3	Multis Complex EP 2
Sentetik Gresler [-30 +100 °C Çalışma Sıcaklığı] Synthetic Grease [-30 +100 °C Working Temperature] Synthetisches Fett [-30 +100 °C Betriebstemperatur]					-	Energol SY 2202	-	Petamo GHY 133 N	Mobiltemp SHC 100	Gadus S5 V100 2	Multis Complex SHD 220



Genel Bilgiler

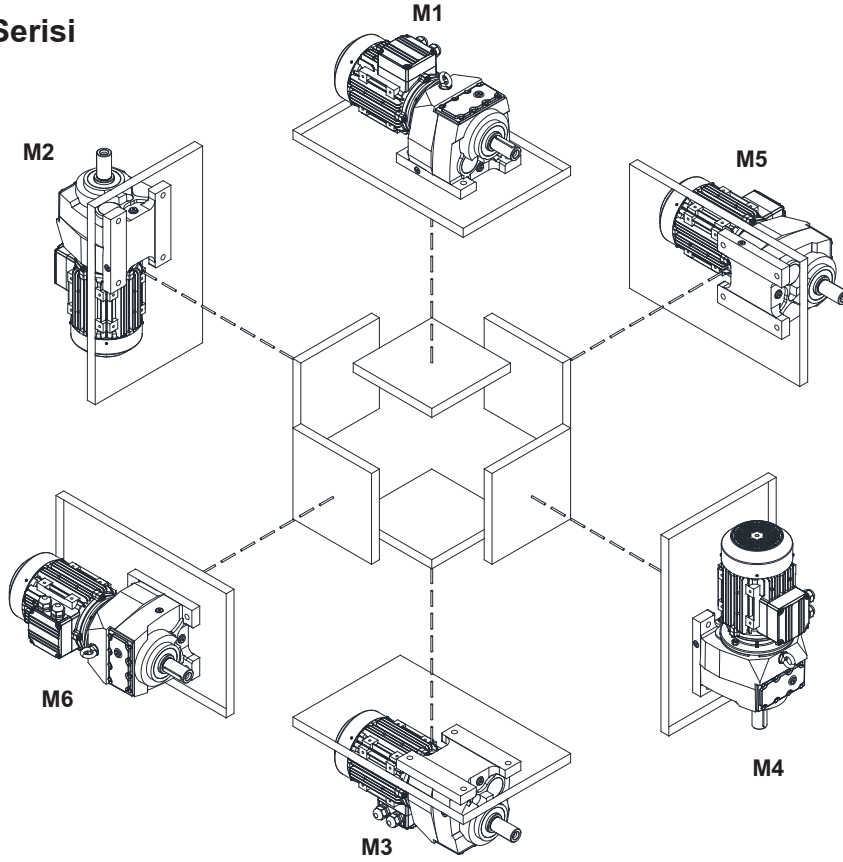
General Information

Einführung



Montaj Pozisyonları / Mounting Positions / Bauformen

M Serisi

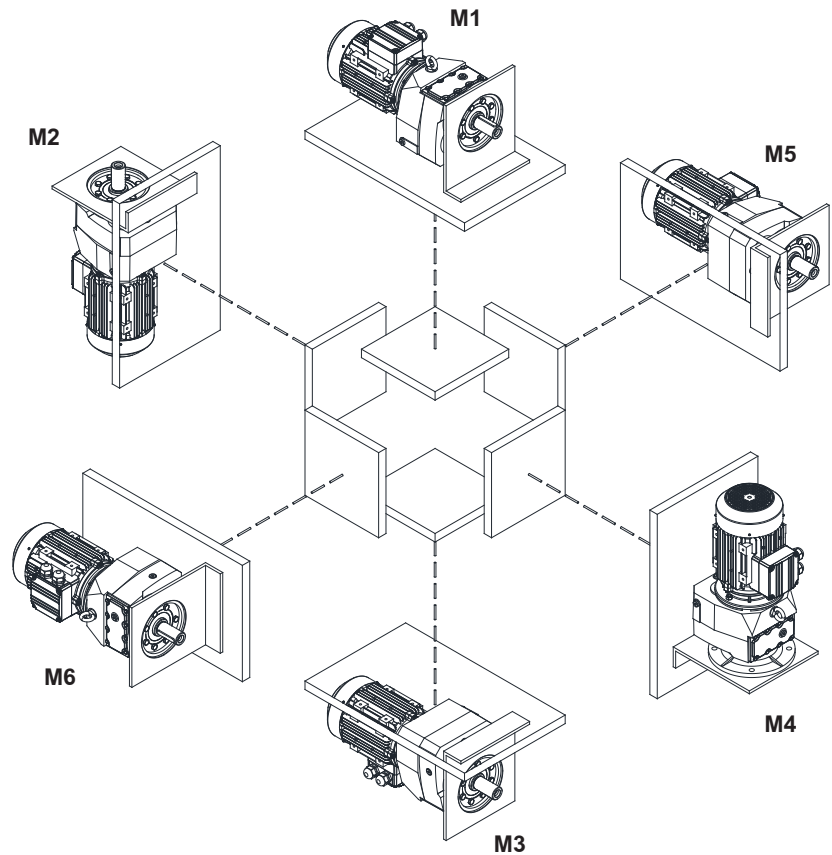


M1....M6 'ya kadar belirtilen montaj pozisyonları redüktörün duruş yönü referans alınarak belirlenmiştir. Montaj yüzeyleri bağlayıcı değildir.

Figured mounting positions of M1 to M6 are determined as reference of directional position of the gearbox. Mounting surfaces are not binding.

Dargestellte Montagepositionen M1 bis M6 wurden nach der Stehrichtung von Getriebe bestimmt. Montageoberflächen sind unverbindlich.


N Serisi



M1....M6 'ya kadar belirtilen montaj pozisyonları redüktörün duruş yönü referans alınarak belirlenmiştir. Montaj yüzeyleri bağlayıcı değildir.

Figured mounting positions of M1 to M6 are determined as reference of directional position of the gearbox. Mounting surfaces are not binding.

Dargestellte Montagepositionen M1 bis M6 wurden nach der Stehrichtung von Getriebe bestimmt. Montageoberflächen sind unverbindlich.



Genel Bilgiler

General Information

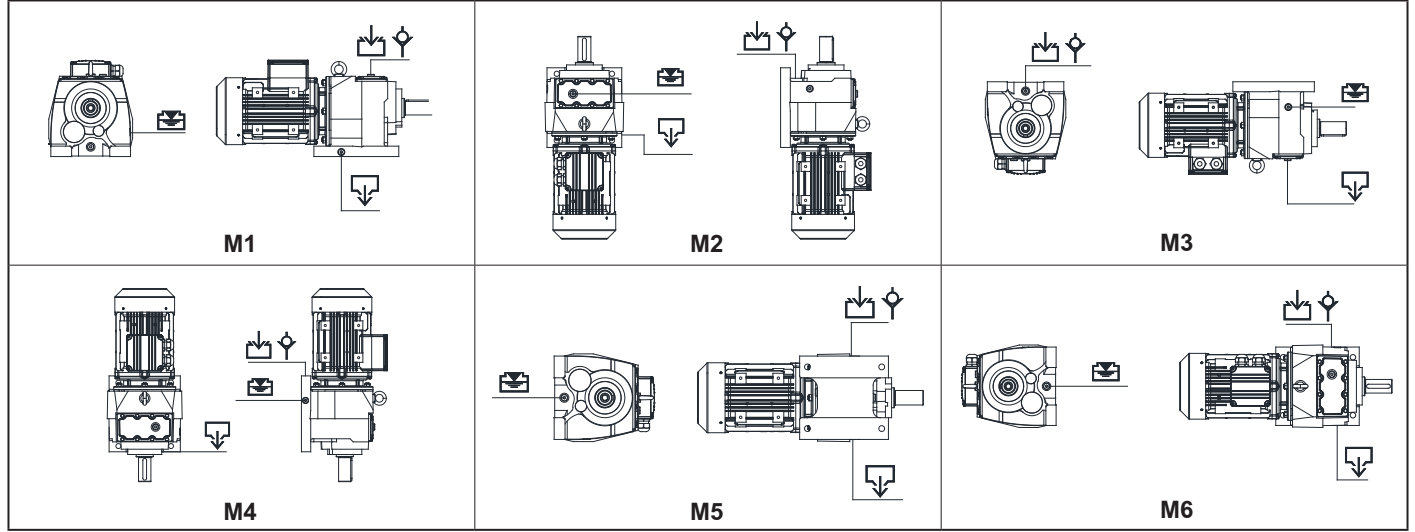
Einführung



M Serisi İki Üç Kademeli Helisel Dişli Redüktörler Yağ Seviye Tapaları

M Series Two -Three Stage Helical Gearboxes Oil Level Plugs

M Serie Zwei-Dreistufig Stirnradgetriebe Ölverschlußschrauben



Yağ Miktarları (lt) / Oil Quantities (lt) / Ölmengen (lt)

Tip Type Typ	M Serisi 2-3 Kademe Yağ Miktarları M Series 2-3 Stages Oil Quantities Ölmengen von M Serie mit 2-3 Stufen					
	M1	M2	M3	M4	M5	M6
M002 / 003	0.4 / 0.35	0.6 / 0.55	0.5 / 0.5	0.6 / 0.55	0.5 / 0.4	0.5 / 0.4
M102 / 103	0.65 / 0.6	0.95 / 0.8	0.7 / 0.7	0.95 / 0.8	0.7 / 0.7	0.7 / 0.7
M172 / 173	0.7 / 0.65	0.95 / 0.9	0.8 / 0.8	0.95 / 0.9	0.8 / 0.7	0.8 / 0.7
M202 / 203	1.2 / 1.1	2.1 / 2	2 / 1.9	2.1 / 2	1.4 / 1.3	1.4 / 1.3
M272 / 273	1.1 / 1	2 / 1.7	1.9 / 1.5	2 / 1.7	1.3 / 1.2	1.3 / 1.2
M282 / 283	1.7 / 1.6	3 / 2.85	2.8 / 2.5	3 / 2.85	2.6 / 2.4	2.6 / 2.4
M372 / 373	2 / 1.9	3.4 / 3.3	3.1 / 3	3.4 / 3.3	2.8 / 2.6	2.8 / 2.6
M472 / 473	4.5 / 4	8 / 7.6	7.5 / 7	8 / 7.6	5.5 / 5	5.5 / 5
M572 / 573	7 / 6	12.8 / 11.7	11.5 / 10.5	12.8 / 11.7	8 / 7.5	8 / 7.5
M672 / 673	10 / 8.5	22.5 / 20	20 / 18	22.5 / 20	11 / 11	11 / 11
M772 / 773	20 / 18	35 / 32	30 / 28	35 / 32	22 / 20	22 / 20
M872 / 873	28 / 20	53 / 45	45 / 39	53 / 45	30 / 28	30 / 28
M972 / 973	53 / 50	90 / 87	82 / 80	90 / 87	70 / 65	70 / 65

Semboller :
Symbols :
Symbole :



:Yağ doldurma
:Oil filling
:Ölfüllung




:Yağ boşaltma
:Drain plug
:Ölauslass



:Yağ seviyesi
:Oil level
:Ölstand



:Havalandırma
:Vent Plug
:Entlüftungsschraube



Genel Bilgiler

General Information

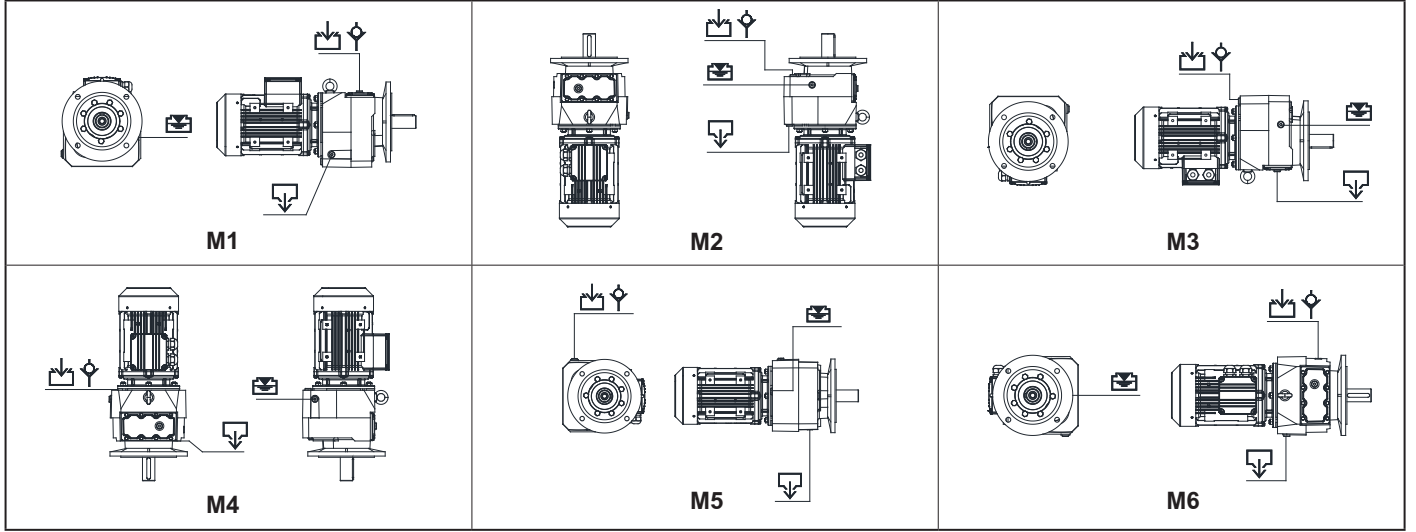
Einführung



N Serisi İki Üç Kademeli Helisel Dişli Redüktörler Yağ Seviye Tapaları

N Series Two -Three Stage Helical Gearboxes Oil Level Plugs

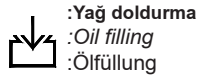
N Serie Zwei-Dreistufig Stirnradgetriebe Ölverschlußschrauben



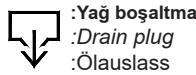
Yağ Miktarları (lt) / Oil Quantities (lt) / Ölmengen (lt)

Tip Type Typ	N Serisi 2-3 Kademe Yağ Miktarları N Series 2-3 Stages Oil Quantities Ölmengen von N Serie mit 2-3 Stufen					
	M1	M2	M3	M4	M5	M6
N002 / 003	0.4 / 0.35	0.6 / 0.55	0.5 / 0.5	0.6 / 0.55	0.5 / 0.4	0.5 / 0.4
N102 / 103	0.65 / 0.6	0.95 / 0.8	0.7 / 0.7	0.95 / 0.8	0.7 / 0.7	0.7 / 0.7
N172 / 173	0.7 / 0.65	0.95 / 0.9	0.8 / 0.8	0.95 / 0.9	0.8 / 0.7	0.8 / 0.7
N202 / 203	1.2 / 1.1	2.1 / 2	2 / 1.9	2.1 / 2	1.4 / 1.3	1.4 / 1.3
N272 / 273	1.1 / 1	2 / 1.7	1.9 / 1.5	2 / 1.7	1.3 / 1.2	1.3 / 1.2
N282 / 283	1.7 / 1.6	3 / 2.85	2.8 / 2.5	3 / 2.85	2.6 / 2.4	2.6 / 2.4
N372 / 373	2 / 1.9	3.4 / 3.3	3.1 / 3	3.4 / 3.3	2.8 / 2.6	2.8 / 2.6
N472 / 473	4.5 / 4	8 / 7.6	7.5 / 7	8 / 7.6	5.5 / 5	5.5 / 5
N572 / 573	7 / 6	12.8 / 11.7	11.5 / 10.5	12.8 / 11.7	8 / 7.5	8 / 7.5
N672 / 673	10 / 8.5	22.5 / 20	20 / 18	22.5 / 20	11 / 11	11 / 11
N772 / 773	20 / 18	35 / 32	30 / 28	35 / 32	22 / 20	22 / 20
N872 / 873	28 / 20	53 / 45	45 / 39	53 / 45	30 / 28	30 / 28
N972 / 973	53 / 50	90 / 87	82 / 80	90 / 87	70 / 65	70 / 65

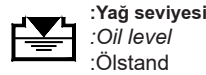
Semboller :
Symbols :
Symbole :



:Yağ doldurma
:Oil filling
:Ölfüllung




:Yağ boşaltma
:Drain plug
:Ölauslass



:Yağ seviyesi
:Oil level
:Ölstand



:Havalandırma
:Vent Plug
:Entlüftungsschraube



Genel Bilgiler

General Information

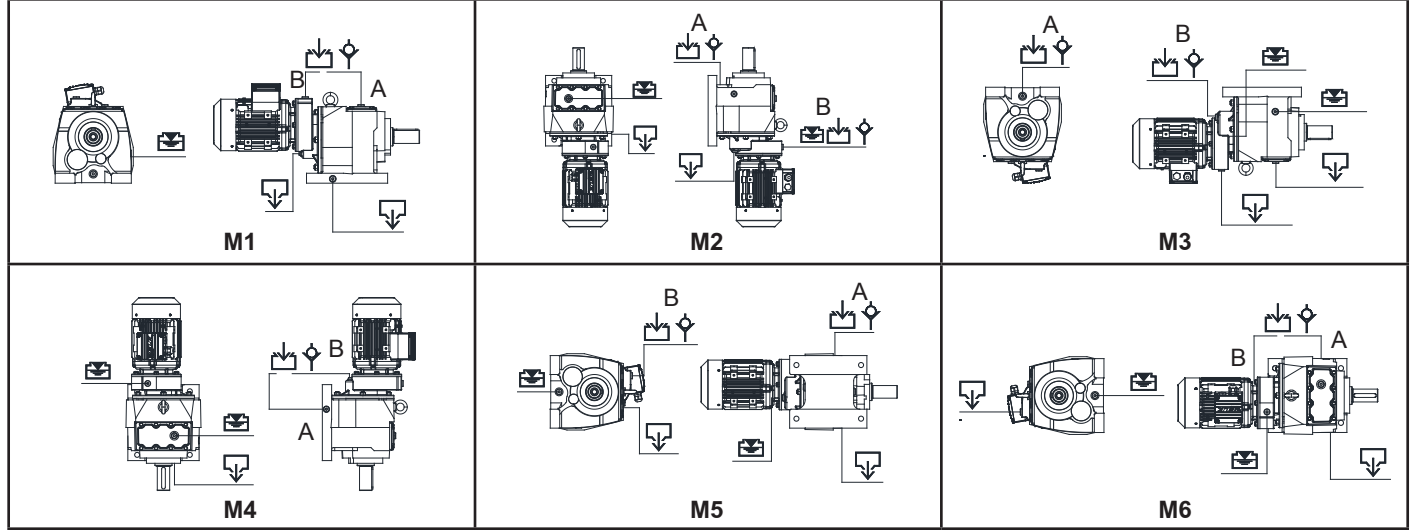
Einführung



M Serisi Dört Kademeli Helisel Dişli Redüktörler Yağ Seviye Tapaları

M Series Four Stage Helical Gearboxes Oil Level Plugs

M Serie Vierstufig Stirnradgetriebe mit Ölverschlußschrauben



Yağ Miktarları (lt) / Oil Quantities (lt) / Ölmengen (lt)

Tip Type Typ	M Serisi 4 Kademe Yağ Miktarları M Series 4 Stages Oil Quantities Ölmengen von M Serie mit 4 Stufen					
	M1 A / B	M2 A / B	M3 A / B	M4 A / B	M5 A / B	M6 A / B
M284	1.6 / 0.25	2.85 / 0.25	2.5 / 0.25	2.85 / 0.25	2.4 / 0.25	2.4 / 0.25
M374	1.9 / 0.25	3.3 / 0.25	3 / 0.25	3.3 / 0.25	2.6 / 0.25	2.6 / 0.25
M474	4 / 0.4	7.6 / 0.4	7 / 0.4	7.6 / 0.4	5 / 0.4	5 / 0.4
M574	6 / 0.50	11.7 / 0.50	10.5 / 0.50	11.7 / 0.50	7.5 / 0.50	7.5 / 0.50
M674	8.5 / 0.90	20 / 0.90	18 / 0.90	20 / 0.90	11 / 0.90	10.5 / 0.90
M774	18 / 1	32 / 1	28 / 1	32 / 1	20 / 1	20 / 1
M874	20 / 2.15	45 / 2.15	39 / 2.15	45 / 2.15	28 / 2.15	28 / 2.15
M974	50 / 7	87 / 7	80 / 7	87 / 7	65 / 7	65 / 7

Semboller :
Symbols :
Symbole :



:Yağ doldurma
:Oil filling
:Ölfüllung




:Yağ boşaltma
:Drain plug
:Ölauslass



:Yağ seviyesi
:Oil level
:Ölstand



:Havalandırma
:Vent Plug
:Entlüftungsschraube



Genel Bilgiler

General Information

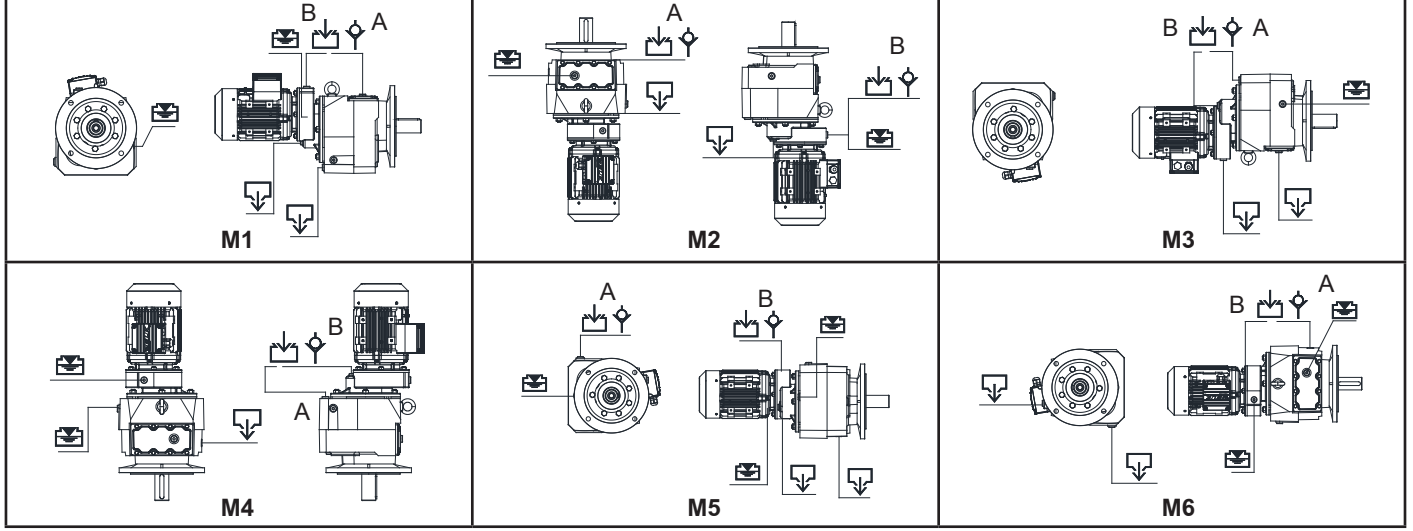
Einführung



N Serisi Dört Kademeli Helisel Dişli Redüktörler Yağ Seviye Tapaları

N Series Four Stage Helical Gearboxes Oil Level Plugs

N Serie Vierstufig Stirnradgetriebe mit Ölverschlußschrauben



Yağ Miktarları (lt) / Oil Quantities (lt) / Ölmengen (lt)

Tip Type Typ	N Serisi 4 Kademe Yağ Miktarları N Series 4 Stages Oil Quantities Ölmengen von N Serie mit 4 Stufen					
	M1 A / B	M2 A / B	M3 A / B	M4 A / B	M5 A / B	M6 A / B
N284	1.6 / 0.25	2.85 / 0.25	2.5 / 0.25	2.85 / 0.25	2.4 / 0.25	2.4 / 0.25
N374	1.9 / 0.25	3.3 / 0.25	3 / 0.25	3.3 / 0.25	2.6 / 0.25	2.6 / 0.25
N474	4 / 0.4	7.6 / 0.4	7 / 0.4	7.6 / 0.4	5 / 0.4	5 / 0.4
N574	6 / 0.50	11.7 / 0.50	10.5 / 0.50	11.7 / 0.50	7.5 / 0.50	7.5 / 0.50
N674	8.5 / 0.90	20 / 0.90	18 / 0.90	20 / 0.90	11 / 0.90	10.5 / 0.90
N774	18 / 1	32 / 1	28 / 1	32 / 1	20 / 1	20 / 1
N874	20 / 2.15	45 / 2.15	39 / 2.15	45 / 2.15	28 / 2.15	28 / 2.15
N974	50 / 7	87 / 7	80 / 7	87 / 7	65 / 7	65 / 7

Semboller :
Symbols :
Symbole :



:Yağ doldurma
:Oil filling
:Ölfüllung




:Yağ boşaltma
:Drain plug
:Ölauslass



:Yağ seviyesi
:Oil level
:Ölstand



:Havalandırma
:Vent Plug
:Entlüftungsschraube



Genel Bilgiler

General Information

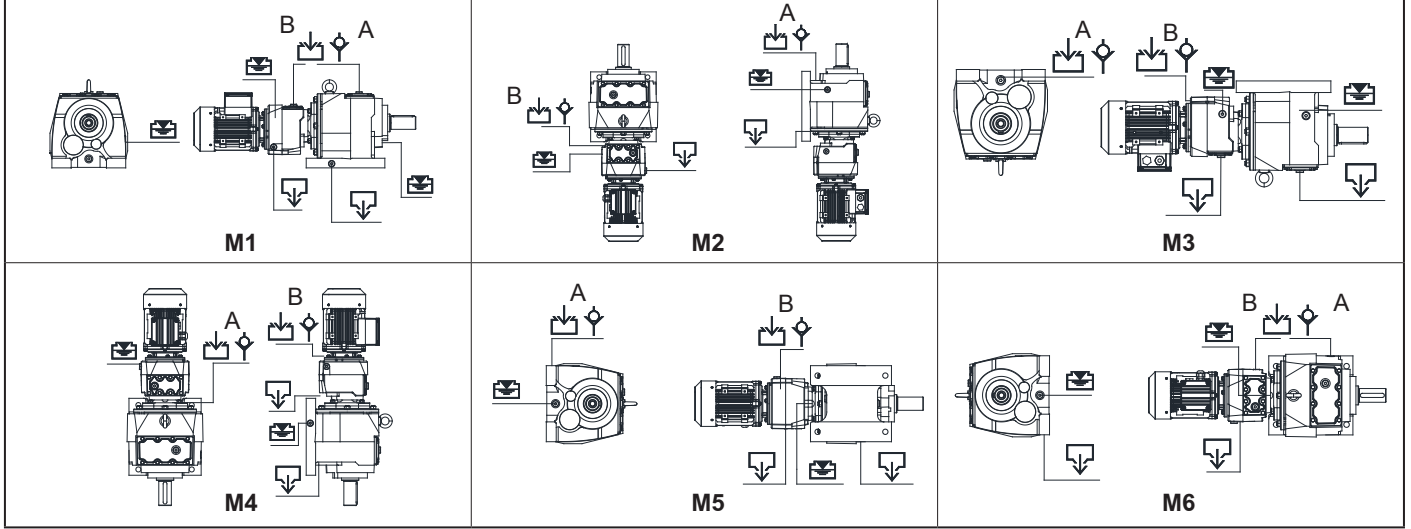
Einführung



M Serisi Beş-Altı Kademeli Helisel Dişli Redüktörler Yağ Seviye Tapaları

M Series Five-Six Stage Helical Gearboxes Oil Level Plugs

M Serie Fünf-Sechsstufig Stirnradgetriebe Ölverschlußschrauben



Yağ Miktarları (lt.) / Oil Quantities. (lt) / Ölmengen (lt.)

Tip Type Typ	M Serisi 5-6 Kademe Yağ Miktarları M Series 5-6 Stages Oil Quantities Ölmengen von M Serie mit 5-6 Stufen					
	M1 A / B	M2 A / B	M3 A / B	M4 A / B	M5 A / B	M6 A / B
M275	1 / 0.4	1.7 / 0.6	1.5 / 0.5	1.7 / 0.6	1.2 / 0.5	1.2 / 0.5
M285	1.6 / 0.7	2.85 / 0.95	2.5 / 0.7	2.85 / 0.95	2.4 / 0.7	2.4 / 0.7
M375	1.9 / 0.7	3.3 / 0.95	3 / 0.7	3.3 / 0.95	2.6 / 0.7	2.6 / 0.7
M475	4 / 1.2	7.6 / 2.1	7.01 / 2.1	7.6 / 2.1	5 / 1.4	5 / 1.4
M575	6 / 1.2	11.7 / 2.1	10.5 / 2	11.7 / 2.1	7.5 / 1.4	7.5 / 1.4
M675	8.5 / 2	20 / 3.4	18 / 3.1	20 / 3.4	11 / 2.8	10.5 / 2.8
M775	18 / 2	32 / 3.4	28 / 3.1	32 / 3.4	20 / 2.8	20 / 2.8
M875	20 / 2	45 / 3.4	39 / 3.1	45 / 3.4	28 / 2.8	28 / 2.8
M975	50 / 4.5	87 / 8	80 / 7.5	87 / 8	65 / 5.5	65 / 5.5
M276	1 / 0.4	1.7 / 0.55	1.5 / 0.5	1.7 / 0.55	1.2 / 0.4	1.2 / 0.4
M286	1.6 / 0.6	2.85 / 0.8	2.5 / 0.7	2.85 / 0.8	2.4 / 0.7	2.4 / 0.65
M376	1.9 / 0.6	3.3 / 0.8	3 / 0.7	3.3 / 0.8	2.6 / 0.7	2.6 / 0.65
M476	4 / 1.1	7.6 / 2	7 / 1.9	7.6 / 2	5 / 1.3	5 / 1.3
M576	6 / 1.1	11.7 / 2	10.5 / 1.9	11.7 / 2	7.5 / 1.3	7.5 / 1.3
M676	8.5 / 1.9	20 / 3.3	18 / 3	20 / 3.3	11 / 2.6	10.5 / 2.6
M776	18 / 1.9	32 / 3.3	28 / 3	32 / 3.3	20 / 2.6	20 / 2.6
M876	20 / 1.9	45 / 3.3	39 / 3	45 / 3.3	28 / 2.6	28 / 2.6
M976	50 / 4	87 / 7.6	80 / 7	87 / 7.6	65 / 5	65 / 5

Semboller :
Symbols :
Symbole :



:Yağ doldurma
:Oil filling
:Ölfüllung




:Yağ boşaltma
:Drain plug
:Ölauslass



:Yağ seviyesi
:Oil level
:Ölstand



:Havalandırma
:Vent Plug
:Entlüftungsschraube



Genel Bilgiler

General Information

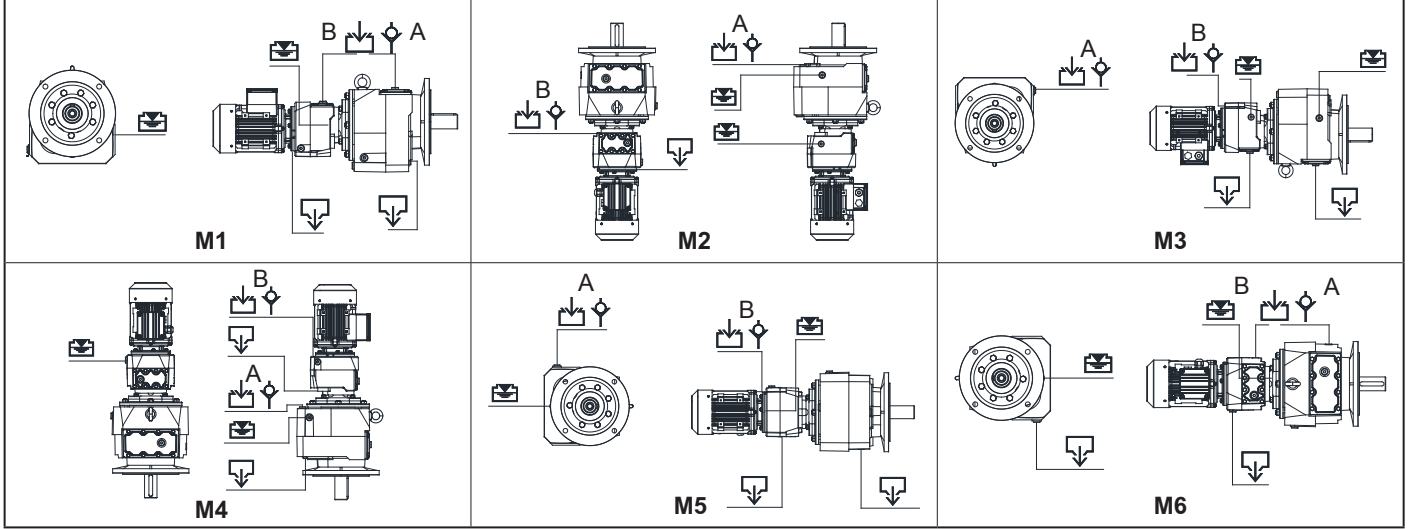
Einführung



N Serisi Beş-Altı Kademeli Helisel Dişli Redüktörler Yağ Seviye Tapaları

N Series Five-Six Stage Helical Gearboxes Oil Level Plugs

N Serie Fünf-Sechsstufig Stirnradgetriebe Ölverschlußschrauben



Yağ Miktarları (lt.) / Oil Quantities. (lt) / Ölmengen (lt.)

Tip Type Typ	N Serisi 5-6 Kademe Yağ Miktarları N Series 5-6 Stages Oil Quantities Ölmengen von N Serie mit 5-6 Stufen					
	M1 A / B	M2 A / B	M3 A / B	M4 A / B	M5 A / B	M6 A / B
N275	1 / 0.4	1.7 / 0.6	1.5 / 0.5	1.7 / 0.6	1.2 / 0.5	1.2 / 0.5
N285	1.6 / 0.7	2.85 / 0.95	2.5 / 0.7	2.85 / 0.95	2.4 / 0.7	2.4 / 0.7
N375	1.9 / 0.7	3.3 / 0.95	3 / 0.7	3.3 / 0.95	2.6 / 0.7	2.6 / 0.7
N475	4 / 1.2	7.6 / 2.1	7.01 / 2.1	7.6 / 2.1	5 / 1.4	5 / 1.4
N575	6 / 1.2	11.7 / 2.1	10.5 / 2	11.7 / 2.1	7.5 / 1.4	7.5 / 1.4
N675	8.5 / 2	20 / 3.4	18 / 3.1	20 / 3.4	11 / 2.8	10.5 / 2.8
N775	18 / 2	32 / 3.4	28 / 3.1	32 / 3.4	20 / 2.8	20 / 2.8
N875	20 / 2	45 / 3.4	39 / 3.1	45 / 3.4	28 / 2.8	28 / 2.8
N975	50 / 4.5	87 / 8	80 / 7.5	87 / 8	65 / 5.5	65 / 5.5
N276	1 / 0.4	1.7 / 0.55	1.5 / 0.5	1.7 / 0.55	1.2 / 0.4	1.2 / 0.4
N286	1.6 / 0.6	2.85 / 0.8	2.5 / 0.7	2.85 / 0.8	2.4 / 0.7	2.4 / 0.65
N376	1.9 / 0.6	3.3 / 0.8	3 / 0.7	3.3 / 0.8	2.6 / 0.7	2.6 / 0.65
N476	4 / 1.1	7.6 / 2	7 / 1.9	7.6 / 2	5 / 1.3	5 / 1.3
N576	6 / 1.1	11.7 / 2	10.5 / 1.9	11.7 / 2	7.5 / 1.3	7.5 / 1.3
N676	8.5 / 1.9	20 / 3.3	18 / 3	20 / 3.3	11 / 2.6	10.5 / 2.6
N776	18 / 1.9	32 / 3.3	28 / 3	32 / 3.3	20 / 2.6	20 / 2.6
N876	20 / 1.9	45 / 3.3	39 / 3	45 / 3.3	28 / 2.6	28 / 2.6
N976	50 / 4	87 / 7.6	80 / 7	87 / 7.6	65 / 5	65 / 5

Semboller :

Symbols :

Symbole :



:Yağ doldurma

:Oil filling

:Ölfüllung



:Yağ boşaltma

:Drain plug

:Ölauslass



:Yağ seviyesi

:Oil level


:Ölstand



:Havalandırma

:Vent Plug

:Entlüftungsschraube



Genel Bilgiler

General Information

Einführung

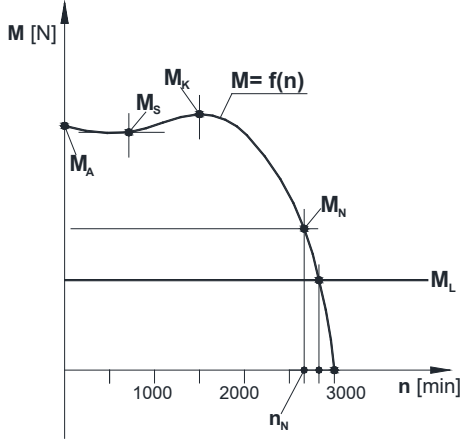


MOTORLAR

AC Motorlar

a- Genel Özellikler:

Basit konstrüksiyonlu, bakım gerektirmez, güvenilirliği yüksek ve uygun fiyatlı olmaları nedeni ile trifaze asenkron motorlar en çok kullanılan motor cinsidir. Bu motorların çalışma karakteristikleri moment-hız eğrisi ile belirlenir. Aşağıda bu karakteristik eğrisine bir örnek verilmiştir.



Motorun her start yapılmasında bu eğriye uygun hareket eder ve yük momenti M_L ile bu eğrinin çakıştığı nokta, motorun çalışma anındaki moment ve devirini verir.

Statorun manyetik alanı senkron hızla n_s döner. Kutuplar arasındaki faz kayması 3 fazlı motorlarda 120° 'dir.

$$n_s = 120 \times \frac{f}{p_s}$$

f: şebeke frekansı [Hz]
 p_s: statorun kutup sayısı

Rotorun değişken manyetik alanı rotorun statorun manyetik alanının dönüşü yönünde dönmeye başlamasını sağlar. Rotor bu hareketinde statorun manyetik alanını takip eder ama hiçbir zaman yakalayamaz. Rotor statorun manyetik alanının hızından yavaş döner. Rotorun bu hızına baz hız n_N denir. Yükün azalması rotorun hızının artmasını sağlar, aynı zamanda sapma azalır. Sapma aşağıdaki gibi belirlenmiştir:

$$s = \frac{n_s - n_N}{n_s} \times 100$$

Sapmanın miktarına göre motorun nominal değerlerinde şu farklılıklar olabilir.

Sapma s : $\pm 20\%$
Kalkış Akımı.....: $\pm 20\%$
Kalkış Momenti.....: $-15/+25\%$
Kütle Atalet Momenti.....: $\pm 10\%$
Verim (37 kW'a kadar).....: $-0,15 (1-\eta)$

MOTORS

AC Motors

a- General Specifications:

On account of its simple and maintenance free construction, good reliability and price, the three phase squirrel cage motor is one of the most frequently employed electric motors. The run up behavior of a three phase squirrel cage motor is described by the torque-speed characteristic curve. An example is shown below.

M_A : Start momenti / Starting torque / Anlaufmoment

M_S : Demeraj momenti / Pull-up torque / Anziehungsmoment

M_K : Frenleme momenti / Pull-out torque / Bremsungsmoment

M_N : Motorun ilettiği moment / Motor rated torque / Treibmoment

M_L : Yük momenti / Load torque / Lastmoment

The motor follows this torque characteristics up to its stable operating point every time, when it is switched on. Operating point is that point, where the moment speed curve intersects with load torque M_L line.

The magnetic field in the stator rotates at a synchronous speed n_s . Phase shift of each pole is 120° at 3 phase motors.

$$n_s = 120 \times \frac{f}{p_s}$$

f: supply frequency [Hz]
 p_s: number of stator poles

Because of the alternating magnetic field in the rotor, the rotor starts running in the same direction of the stator flux and tries to catch up with the rotating flux. The rotor never catches up the stator field. The rotor runs slower than the speed of the stator field. This speed is called the base speed n_N .

A decrease in load will cause the rotor to speed up or decrease slip. The slip is defined as follows:

$$s = \frac{n_s - n_N}{n_s} \times 100$$

According to the slip, the nominal values of the electric motor can alter as follows:

Slip s : $\pm 20\%$
Starting current: $\pm 20\%$
Starting torque: $-15/+25\%$
Moment of inertia.....: $\pm 10\%$
Efficiency (up to 37 kW).....: $-0,15 (1-\eta)$

MOTOREN

Drehstrommotoren:

a- Allgemeine Eigenschaften

Wegen die wartungsarme und leichte Konstruktion, hohe Sicherheit bei Nutzung und günstige Preise werden die asynchrone Drehstrommotoren am meisten benutzt. Motoranlaufverhalten wird mit Moment-Drehzahl-Kurve charakterisiert. Ein Beispiel ist unten angegeben.

Der Drehstrommotor läuft diese Kurve bei jeder Anlauf, bis dem stabilen Betriebspunkt erreicht wird. Betriebspunkt ist der Zustand, bei dem die Moment-Drehzahl-Kurve sich mit der Linie von erforderlichen Moment M_L schneidet.

Magnetisches Feld von Stator dreht sich mit synchroner Geschwindigkeit n_s . Phasenverschiebung von den Polen ist 120° bei 3phasigen Drehstrommotoren.

$$n_s = 120 \times \frac{f}{p_s}$$


f: Frequenz der Spannung [Hz]
 p_s: Anzahl der Polen von Stator

Durch das magnetische Wechselfeld in den Rotor, beginnt der Rotor sich in der gleichen Richtung des Statorflusses zu drehen und versucht diese Bewegung aufzuholen. Der Rotor kann den Statorfeld nie aufholen. Die Rotorgeschwindigkeit nennt man Basisgeschwindigkeit n_N . Eine Abnahme der Belastung bewirkt, dass der Rotor sich beschleunigt und der Schlupf sich verringert. Der Schlupf wird wie folgt definiert:

$$s = \frac{n_s - n_N}{n_s} \times 100$$

Für die nominale Werte der Drehstrommotoren sind folgende Abweichungen zulässig:

Schlupf s : $\pm 20\%$
Anzugsstrom: $\pm 20\%$
Anzugsmoment: $-15/+25\%$
Massentägheitsmoment: $\pm 10\%$
Wirkungsgrad (bis 37 kW).....: $-0,15 (1-\eta)$



Genel Bilgiler

General Information

Einführung



b- Çalışma Türleri

Katalogta verilen tüm redüktörlerin motorları S1 çalışma türüne uygun verilmektedir. Diğer çalışma türleri aşağıdaki tabloda gösterilmiştir.


b-Modes of Operation

All motors of the catalogue have been laid out for duty S1 (continuous operation). Other duty types are given on the following table.

b-Betriebsarten

Die im Katalog angeführten Motoren sind für Betriebsart S1 (Dauerbetrieb) ausgelegt. Andere Betriebsarten sind unten angegeben.

Çalışma Türü Operation Betriebsarten	Açıklama Explanation Erläuterung	Yük Grafiği Load Graphic Lastverläufe
S1	Sabit yükte sürekli çalışma Continuous operation under constant load Dauerbetrieb mit konstanter Belastung	
S2	Sabit yükte kısa süreli çalışma Short-time duty under constant load Kurzbetrieb mit konstanter Belastung	
S3	Yolvermede sıcaklık artımı olmadan periyodik çalışma Periodic duty without influence of start-up on temperature Aussetzbetrieb ohne Einfluss des Anlaufes auf die Temperatur	
S4	Yolvermede sıcaklık artımı olan periyodik çalışma Periodic duty with influence of start up on temperature Aussetzbetrieb mit Einfluss des Anlaufes auf die Temperatur	
S5	Yolvermede ve frenlemede sıcaklık artımlı periyodik çalışma Periodic duty with influence of startup and braking on temp. Aussetzbetrieb mit Einfluss des Anlaufes / Bremsung auf die Temp.	
S6	Sürekli orta darbeleri çalışma Continuous operation with intermittent loading Durchlaufbetrieb mit Aussetzungsbelastung	
S7	Elektriksel frenlemeli sürekli orta darbeleri çalışma Continuous operation with intermittent loading and braking Ununterbrochener Betrieb mit Anlauf und Bremsung	
S8	Devir ve yük değişimli sürekli çalışma Continuous operation duty type with related load-speed changes Ununterbrochener periodischer Betrieb mit Drehzahländerung	



Genel Bilgiler

General Information

Einführung



c- Koruma Sınıfı:

Yılmaz Redüktörde standart olarak IP55 (IEC 34-5) koruma sınıfı motorlar kullanılmaktadır. Diğer koruma sınıfları istendiğinde firmamıza danışınız.

d- İzolasyon Sınıfı:

Yılmaz Redüktörde kullanılan standart izolasyon sınıfı F (IEC 317-8) dir. İstek üzerine H sınıfı yapılabilmektedir.

e- Verim Sınıfları:

Üç fazlı, az gerilim asenkron motorların verim sınıfı ölçümü IEC 60034-2-1:2007 normu ile belirlenmiştir. Yeni IE verim sınıfı 0,75 kW'tan 375 kW'a kadar güç aralığında çalışan AC motorlar için geçerlidir. EFF verim sınıfından farklı olarak IE verim sınıfı 6 kutup sayılı motorlar içinde kullanılabilir. Aşağıda verim sınıfları sıralanmıştır. Bölgeler dışında verim sınıfı zorunlulukları ülkelere göre de farklılık gösterebilir. Lütfen firmamıza danışınız. Başka ürünlere entegre olmuş ve bu nedenle motorun veriminin bağımsız belirlenemediği sistemlerde (redüktör pompa gibi) verim sınıflandırması geçerli değildir.

c- Protection Class:

Yılmaz Redüktör uses IP55 (IEC 34-5) protection class electric motors for standard products. If different kind of protection class is requested please contact us.

d- Insulation Class:

Yılmaz Redüktör uses F (IEC 317-8) insulation class electric motors for standard products. H insulation class is available upon request.

e- Efficiency Classes:

The method for measuring the efficiency of low voltage three-phase asynchronous motors was revised with the new IEC 60034-2-1:2007 standard. The new IE classes is valid for AC Motors in power range from 0,75 to 375 kW. Unlike the EFF classes IE classes can be used for 6-pole AC motors. Below is the table of efficiency classes. The instructions for efficiency classes can differ from country to country. Please contact with us for more information. For the motors, which are fully integrated into a product (for example gear, pump) so their energy efficiency can not be recognized independently, the requirements of efficiency are not valid in Europe.

c- Schutzarten:

Yılmaz Redüktör Getriebemotoren werden serienmäßig mit Schutzart IP55 (IEC34-5) ausgeführt. Für andere Schutzarten bitte rückfragen.

d- Isolationsklasse:

Yılmaz Redüktör Getriebemotoren werden serienmäßig in Wärmeklasse F (IEC317-8) ausgeführt. H Wärmeklasse ist möglich auf Kundenwunsch.

e- Energieeffizienzklassen:

Die Methode für Messung die Effizienz von drei phasigen gering Spannung Asynchronmotoren hat neu mit IEC 60034-2-1:2007 Norm festgestellt. Die neue IE-Klassen gelten für alle Drehstrommotoren im Leistungsbereich von 0,75 bis 375 kW. Anders als EFF-Klassen die IE-Klassen können auch für 6-polige Drehstrommotoren verwendet werden. Unten steht die Tabelle der Effizienzklassen. Die Richtlinien für Effizienzklassen können sich je nach dem Land unterscheiden. Bitte mit unserem Firma Kontakt aufnehmen. Für die Motoren, die vollständig in ein Produkt (zum Beispiel Getriebe, Pumpe) eingebaut sind und deren Energieeffizienz nicht unabhängig von diesem Produkt erfasst werden kann, gelten in Europa die Anforderungen der Effizienzklassen nicht.


Verim Sınıfları Efficiency Classes Energieeffizienzklassen		4 Kutuplu Motor Verim Değeri Hesabı Calculating Efficiency Values of Motors with 4 Poles Berechnung der Wirkungsgrade von Elektromotoren mit 4 Polen	
IE1	EFF 2	Standart Verim Standart Efficiency Standarte Energieeffizienz	A=0,5234 B=-5,0499 C=17,4180 D=74,3171
IE2	EFF 1	Yüksek Verim High Efficiency Hohe Energieeffizienz	A=0,0278 B=-1,9247 C=10,4395 D=80,9761
IE3	-	Premium Verim Premium Efficiency Premium Energieeffizienz	A=0,0773 B=-1,8951 C=9,2984 D=83,7025
IE4	-	Süper Premium Verim Super Premium Efficiency Super Premium Energieeffizienz	-

$$\eta_{Mn} = A \times [\log_{10}(P_L)] + B \times [\log_{10}(P_L)]^2 + C \times \log_{10}(P_L) + D$$

P_L :Anma Yüğü [kW] / Nominal Load [kW] / Nennlast [kW]

η_{Mn} :Nominal verim / Nominal Efficiency / Sollwirkungsgrad

4 Kutuplu Motor Verim Değeri Efficiency Values of Motor with 4 poles Sollwirkungsgrad des Motors mit 4 Polen	Anma Yüğü [kW] Nominal Load [kW] Nennlast [kW]	Verim Sınıfı / Efficiency Class / Energieeffizienzklasse		
		IE1	IE2	IE3
	0,75	72,1 %	79,6 %	82,5 %
	1,5	77,2 %	82,8 %	85,3 %
	3	81,5 %	85,5 %	87,7 %
	7,5	86 %	88,7 %	90,4 %
	15	88,7 %	90,6 %	92,1 %
	22	89,9 %	91,6 %	93 %
	37	91,2 %	92,7 %	93,9 %
	45	91,7 %	93,1 %	94,2 %
	75	92,7 %	94 %	95 %
	90	93 %	94,2 %	95,2 %
	330	94 %	95,1 %	96 %

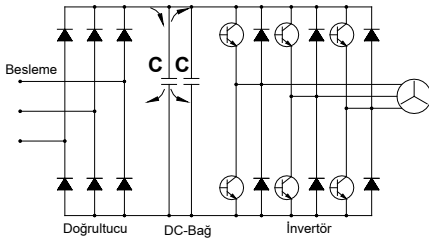


Genel Bilgiler General Information Einführung

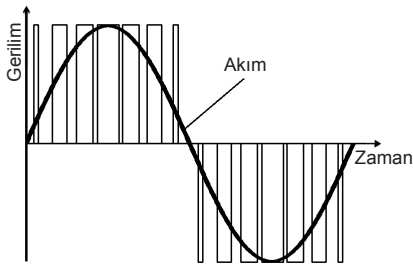


f- AC Frekans İnvörtörler

Doğru Akımı (DC), alternatif akıma (AC) çeviren elektronik çeviricilere İnvörtör denilmektedir. AC motorlar için elektronik hız kontrol cihazları genellikle AC giriş akımını doğrultucu diyotlarla DC akıma çevirir ve daha sonra çevirici diyotlar vasıtası ile bu akımı tekrar AC akıma çevirir. Doğrultucu diyotlar ile çevirici diyotlar arasındaki bağlantı DC-bağ olarak tanımlanmaktadır. DC kontrol cihazının (genellikle İnvörtör olarak isimlendirilir) elektriksel blok şeması aşağıda verilmiştir.

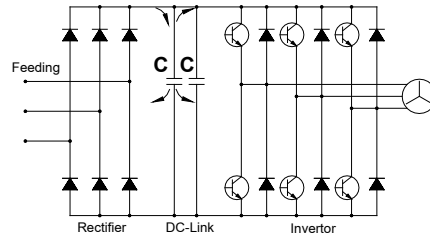


Tam dalga doğrultucuları besleyen üç faz besleme akımı DC-bağ kapasitörlerine iletilir. Kapasitörler voltajdaki dalgalanmaları azaltır ve kısa süreli ağıdaki akım kesintilerinde enerji sağlar. Kapasitörlerdeki voltaj kontrolsüzdür ve gelen AC akımın pik akım değerlerine bağlıdır. DC akım tekrar AC akıma, Puls genişliği modülasyonu (PWM) kullanılarak çevrilir. İstlenen dalga formu, sabit bir frekansta (Puls frekansında), çıkış transistörlerinin (İzole edilmiş geçit Bipolar transistörleri; IGBT'ler) açılıp kapatılması ile oluşturulur. IGBT'lerin açma kapama zamanlarının değişimi ile istenen akım oluşturulabilir. Çıkış voltajı bir seri kare dalga pulslardır ve motor sargılarının İndüktansı ile sinusoidal bir motor akımı oluşur. Puls genişliği modülasyonu aşağıda gösterilmiştir.

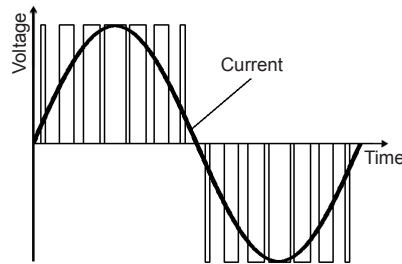


f- AC Frequency Inverters

An electronic converter is a device which converts Direct Current (DC) to Alternating Current (AC) is known as an inverter. Electronic speed controllers for AC motors usually convert the AC supply to DC using a rectifier, and then convert it back to a variable frequency, variable voltage AC supply using an inverter bridge. The connection between the rectifier and inverter is called the DC link. The block diagram of a speed controller (often called an inverter) is shown below.

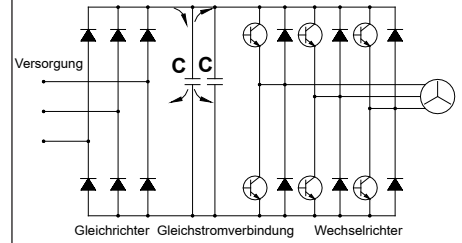


The three phase supply is fed into a full wave rectifier which supplies the DC link capacitors. The capacitors reduce the voltage ripple (especially on single supplies) and supply energy for short mains breaks. The voltage on the capacitors is uncontrolled and depends on the peak AC supply voltage. The DC voltage is converted back to AC using Pulse Width Modulation (PWM). The desired waveform is built up by switching the output transistors (Insulated Gate Bipolar Transistors; IGBTs) on and off at a fixed frequency (the switching frequency). By varying the on and off time of the IGBTs the desired current can be generated. The output voltage is still a series of square wave pulses and the inductance of the motor windings results in a sinusoidal motor current. Pulse Width Modulation is shown in the figure below.

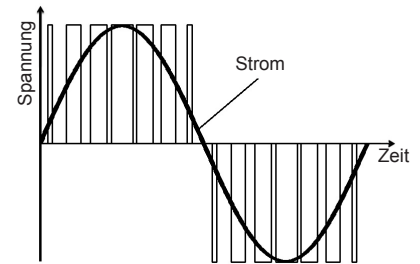



f- AC Frequenz Umrichter

Ein elektronischer Wandler, der den Gleichstrom (DC) in Wechselstrom (AC) umwandelt, wird als Umrichter bezeichnet. Ein Frequenzumrichter benutzt einen ungesteuerten Eingangsgleichrichter, um die Netzspannung in Gleichspannung umzuwandeln. Diese wird dann in den Zwischenkreiskondensatoren gespeichert. An diesem Gleichspannungszwischenkreis ist ein Wechselrichter angeschlossen. Dieser Wechselrichter erzeugt am Ausgang eine variable Frequenz und eine variable Spannung. Der Anschluss zwischen dem Gleichrichter und dem Wechselrichter nennt man Gleichstromverbindung. Das Blockschaltbild von diesem System wurde unten dargestellt:



Auch bei dreiphasiger Versorgung wird die gleichrichtete Netzspannung den Zwischenkreiskondensatoren zugeführt. Die Kondensatoren reduzieren die Oberwelligkeit der Spannung (was besonders bei einphasiger Versorgung entscheidend ist) und liefern Energie, die kurze Unterbrechungen der Netzstromversorgung ermöglicht. Die Spannung der Kondensatoren ist vom Spitzenwert der Wechselspannung abhängig. Die Gleichspannung wird im Wechselrichter durch Pulsweitenmodulation (PWM) in Wechselspannung umgewandelt. Die gewünschte Wellenform wird durch Ein- und Ausschalten der Ausgangstransistoren (IGBT's Isolierte Gate Bipolar Transistoren) mit einer festen Frequenz (der Pulsfrequenz) erzeugt. Der gewünschte Strom kann durch die Variation der Ein- und Ausschaltzeit der Ausgangstransistoren generiert werden. Die Ausgangsspannung ist dadurch eine Reihe von Spannungsimpulsen, die in Verbindung mit der Induktivität der Motorspulen zu einem sinusförmigen Motorstrom führt. Die Pulsweitenmodulation wird wie folgt dargestellt





Genel Bilgiler

General Information

Einführung



DC MOTORLAR

a- Genel Özellikler

DC motorlar, elektronik parçalardaki gelişmeler nedeni ile yeni uygulama alanları bulmuştur. Daha önce çok pahalı olan ve ekonomik olmayan kontrol sistemlerinin yerini ucuz ve kompakt güç kontrol üniteleri almıştır. Yol vermenin kontrol altına alınabildiği, tork ve akım izlenebilirliği, aşırı yüklenmeye karşı elektronik koruma sağlanabilmesi ve daha birçok pahalı olmayan uygulamalar DC motorlarını cazip kılmaya başlamıştır.

b- DC Motorların Çalışma İlkeleri

DC motorlar için DC çıkış veren bir doğrultucuya ihtiyaç vardır. Motor armatür sargıları, alan sargıları, komutasyon sargıları ve kompanse sargılar olmak üzere rotorda ve statorda bulunan sargılardan oluşur. Rotora voltaj ve akım karbon fırçalar ve komutator sargılarla ulaştırılır. Bu karbon fırçalar aşındığından DC motorlar belirli periyotlarla bakıma alınmalıdır. İyi kontrol edilebilme özelliklerinden dolayı DC motorlar otomasyon teknolojisinde sıkça kullanılmaktadır.

c- DC Motor Çeşitleri

Temel olarak Şönt (Shunt) ve seri sargılı DC motorlar bulunmaktadır. Bu sargıların çeşidine göre moment eğrisi değişmektedir.

d- DC Motorlarda Hız Kontrolü

Bu motorlarda devir değişimi DC voltajın değiştirilmesi ile yapılır. Şönt sarımlı DC motorların sıfır yük ile maximum yük arasındaki davranışı AC motorlara benzer. Devir artan yükte beraber düşer. Bu devir farkı ufak güçlü motorlarda büyük, büyük güçlü motorlarda ise ufaktır. Fakat bu hız farkı DC doğrultucu cihazda armatür voltajı ($I \times R$) ile oynanarak kompanse edilebilir. Hassas hız kontrol gereksinimi olduğunda, tako jeneratörler kullanılabilir. DC motorların gücü aşağıdaki formülden hesaplanır;

$$P_g = U \times I = \frac{P_c}{\eta}$$

P_g : Giriş gücü W
 P_c : Çıkış gücü W
U : Armatür gerilimi V
I : Armatür akımı A
 η : Motor verimi

DC MOTORS

a- General Specifications of DC Motors

DC drive systems have found new possible applications with the development of the electronic components sector. What was previously extremely expensive and in some cases not economically feasible is nowadays realized by miniaturized power converter technology. Additional functions such as guided startup after a predetermined time, torque and current monitoring with electronic protection against overloading, and many inexpensive special applications have made DC drive systems more attractive.

b- Operating principles of the DC Motors

The DC motor requires, a converter with DC output. The motor includes windings, such as armature, field, commutation and compensation windings, which are arranged in the stator as well as on rotor. Voltage and current are supplied to the rotor via the carbon brushes and the commutator. The carbon brushes are wearing parts therefore a DC motor requires maintenance at service intervals. While its good control properties, the DC motor is an essential item in automation technology.

c- Types of DC Motors

Depending on the wiring of the exciting winding or field winding, two basically different variants are regards torque speed characteristics may be distinguished.

d- Speed Control of DC motors

In DC motors the speed is adjusted by altering the DC voltage. DC shunt wounded motors behave similar to three phase induction motors between no load operation and maximum load. The speed drops with increasing loading of the motor. This difference is greater in small motors and smaller in larger motors. The speed difference can be compensated in the DC converter device by adjusting ($I \times R$). If great control accuracy is required, a speed control with measurement of the actual values by a tachogenerator can be used. The power of DC motor;

$$P_g = U \times I = \frac{P_c}{\eta}$$

P_g : Input Power W
 P_c : Output Power W
U : Armature Voltage V
I : Armature Current A
 η : Motor efficiency

DC MOTOREN

a- Eigenschaften von DC Motoren

Mit den Entwicklungen bei elektronischen Komponenten haben DC Motoren neue Anwendungsbereiche gefunden. Regelungssysteme, die früher sehr teuer und im manchen Anwendungsfällen ungünstig waren, sind jetzt kompakt und günstig. Bei den DC Motoren ist kontrolliertes Anlauf, Moment- und Stromüberwachung mit Überlastschutz möglich. Es gibt viele günstige Sonderanwendungen für diese Motoren. Wegen oben genannten Eigenschaften werden die DC Motoren immer mehr bei unterschiedlichen Anwendungen benutzt.

b- Funktionsprinzip der DC Motoren

Bei DC Motoren ist eine Kommutatorwicklung im Rotor angeordnet, während der magnetische Fluss vom Stator erzeugt wird. Dies kann wiederum mittels einer Erregerwicklung oder durch Permanentmagnete geschehen. Wie bei der Synchronmaschine wird durch das Erregerfeld in der Ankerwicklung eine Wechsellspannung, die bei der Gleichstrommaschine jedoch durch den mechanischen Kommutator und die darauf schleifenden Bürsten in eine Gleichspannung umgeformt wird, induziert.

c- Arten von DC Motoren


Es gibt zwei verschiedene Wicklungen, nämlich Shunt- und Serial-Wicklung. Das Drehmoment-Drehzahl-Verhältnis ist für beide Wicklungen unterschiedlich.

d- Drehzahl Kontrolle für DC Motoren

Drehzahl von DC Motoren kann man mit Steuerung der DC Spannung ändern. DC Motoren mit Shunt Wicklungen ist ähnlich zu drei phasen AC Motoren zwischen maximalen Last und ohne Last. Drehzahl wird mit der Last reduziert. Mit kleineren Motoren wird dieser Differenz höher mit größeren Motoren kleiner. Der Drehzahlunterschied kann geregelt werden mit ($I \times R$) Veränderung. Wenn eine genaue Kontrolle gebraucht, soll ein Tachogenerator benutzt werden. Leistung des DC Motors;

$$P_g = U \times I = \frac{P_c}{\eta}$$

P_g : Eingangsleistung W
 P_c : Ausgangsleistung W
U : Ankerspannung V
I : Ankerstrom A
 η : Wirkungsgrad des Motors



Genel Bilgiler

General Information

Einführung



Elektromanyetik Frenler

Bu tip frenlerin iki sürtünme yüzeyi vardır. Fren torku, voltaj uygulanmadığı zaman yayların kuvveti ile oluşturulur. Fren elektromanyetik alanın oluşumu ile serbest kalır. Bobinin beslenmesi ile mıknatıslanan balata baskı pulu, elektromıknatısa doğru çekilir. Bu hareket yayları baskı altına alır ve rotor mili üzerine takılan çoklu kama üzerinde aksiyal yönde serbest hareket edebilen balata serbest kalır. Akım kesildiğinde yayların baskısıyla, balata baskı pulu fren balatasına doğru itilir ve bu hareket rotoru frenler.

Fren Çeşitleri

a) Soğutmasız tip frenler

Motor fanı çıkarılıp motor kapağı arkasına akuple edilerek kullanılan frenler; genellikle sıkça açılıp kapanmayan ve kısa zaman aralıklarında çalışan sistemlerde tercih edilir.

b) Soğutmalı tip frenler

Motor fanı çıkarılıp motor kapağı arkasına akuple edilen ve motorun mili uzatılarak fren ve motorun arkasına alınan fan sayesinde daimi bir hava sirkülasyonu sağlanarak kullanılan frenlerdir. Genellikle uzun süreli çalışan ve kapalı mekanlarda kullanılan sistemlerde tercih edilirler.

c) Manuel kol sistemli frenler

Çalışma sistemi olarak her iki fren tipinde de kullanılabilir (soğutmalı veya soğutmasız). Özel durumlarda (elektrik kesilmesi; mekanik problemler) üzerinde bulunan bir kol vasıtası ile sistemi yay baskısından kurtararak serbest kalmasını sağlayan frenlerdir. Genellikle manuel olarak sistemin açılması gereken yerlerde (otomatik giriş kapıları, dış cepe boyama asansörleri v.b.) tercih edilir.

Fren çalışma voltajları

Elektromanyetik frenler 230V AC veya 400V AC beslemeli olarak sipariş edilebilir. Frenler DC fren olmaları nedeni ile besleme ile fren bobini arasında fren tipine bağlı olarak, yarım dalga, tam dalga doğrultucular veya trafolar kullanılır. Özel olarak belirtilmedikçe 230V beslemeli ve yarım dalga doğrultuculu frenler kullanılmaktadır. Özel durumlar için YILMAZ Redüktöre danışınız.

a) 230V AC ile beslenen frenler

Motor klemens kutusundan alınan 230V'luk AC besleme fren tipine bağlı olarak yarım dalga veya tam dalga doğrultucu ile fren bobininin voltajına düşürülür. Fren bobin DC voltajı etiketi üzerinde belirtilmiştir.

b) 400V AC ile beslenen DC frenler

Motor klemens kutusundan alınan 400V'luk AC besleme, yarım dalga doğrultucu ile fren bobininin voltajına düşürülür. Fren bobininin DC voltajı etiket üzerinde belirtilmiştir.

c) 24V DC Frenler

Kullanılan fren momentinin büyüklüğüne göre besleme transformatörü seçilir. Şebekeden veya motorun klemens kutusundan alınan besleme voltajı transformatörde 29 V'a çevrilen gerilim tam dalga doğrultuculardan geçerek 24V DC'ye çevrilir ve fren bobini beslenir.

Electromagnetic Brakes

This type of brakes has two friction surfaces. Brake torque is generated by springs when no voltage is applied. The brake is electromagnetically released. On exciting the electromagnet means of the current, the armature plate is pulled towards the electromagnet itself, thrust loading the pressure spring and enabling the friction disc which is axially movable on the key, to turn freely. When current fails, the pressured springs drive the armature plate towards the disc, thus braking the motor shaft.

Brake Types

a) Brakes without cooling

This type of brakes are assembled on the back cover of the electric motor. There is no fan on the backside. This brake type is mostly preferred in short working times and short working cycles.

b) Fan cooled brakes

This type of brakes are assembled on the back cover of electric motor by removing the electric motor fan. A fan is coupled to the backside of the brake by extending the rotor shaft of the electric motor. Fan cooled brakes are preferred in long working times and closed places without airflow.

c) Brakes with hand release

This brakes can be released by help of an arm. It can be applied to both of the above mentioned brakes and used in special cases (fail of electric current, mechanical problems etc.) These brakes are mostly preferred if operation (releasing) without a current is needed (automatic controlled doors, gates, building wall painting elevators etc.).

Working Voltages

Electromagnetic brakes can be ordered with 230V AC or 400V AC supply voltage. The coil of brakes needs DC voltage and therefore depending on brake type a half wave, a full wave rectifier or transformer should be used between supply and coil voltage. As standard the brakes will be delivered with 230V supply voltage and half wave rectifier, if there is no special request. For special cases please contact YILMAZ Redüktör.

a) Brakes with 230V supply voltage

230V AC supply voltage from the motor terminal box will be reduced to the coil voltage depending on the brake type with half-wave or full-wave rectifier. DC brake coil voltage is indicated on the label.

b) Brakes with 400V supply voltage

400V AC supply voltage from the motor terminal box will be reduced to the coil voltage with half-wave rectifier. DC brake coil voltage indicated on the label.

c) 24V DC Brakes

The transformer's size is selected according to value of brake torque. The current is taken from the electric motor terminal box or from the electric panel and is transformed to 29V DC current. This current is transferred to 24V DC current with full-wave rectifier and supplies brake coil.

Elektromagnetische Bremsen

Die Bremse hat zwei Reibflächen und arbeitet nach dem Ruhestromprinzip. Im stromlosen Zustand wird das Bremsmoment durch den Druck der Feder erzeugt, während die Bremse beim Betrieb elektromagnetisch losgelassen wird. Durch die Erregung der Elektromagneten wird die Ankerscheibe zu den Elektromagneten gezogen und die Feder zusammengedrückt. Dadurch kann sich die Bremsenscheibe, die axial beweglich auf dem Mitnehmer angeordnet ist, frei drehen. Wird der Strom unterbrochen, drücken die Feder die Ankerscheibe gegen die Bremsenscheibe und halten die Motorwelle an.

Bremsearten:

a) Bremsen ohne Kühlung

Diese Bremsen sind für Kurzlaufzeiten geeignet. Die Lüfterhaube und Lüfter des Motors ist ausgebaut und die Bremse ist an dem Ende der Motorwelle befestigt.

b) Bremsen mit Kühlung

Diese Bremsen sind für lange Laufzeiten und kleine, abgedeckte Räume geeignet. Durch die Verlängerung der Motorwelle wurde Lüfter hinter dem Bremse und dem Motor verbunden. Somit wurde eine konstante Lüftung ermöglicht.

c) Bremsen mit Hebelarm

Diese Bremsenart kann mit oder ohne Kühlung verwendet werden. Diese Bremsen sind bei der speziellen Fälle, wie keine Spannung an der Leitung, mechanische Probleme usw., anwendbar. Die Bremse wird mit einem Hebelarm manuell betätigt. Diese Bremsen werden am meisten an den Stellen, wo die Lüftung ohne Spannung erfolgen soll, benutzt (automatische Türe, Wandaufzüge).

Betriebsspannungen

Elektromagnetische Bremsen können mit 230V AC oder 400V AC Versorgungsspannung bestellt werden. Die Wicklungen der Bremsen brauchen Gleichspannung und deswegen abhängig von Bremsenart zwischen Versorgungsspannung und Wicklungsspannung soll Halbwellen-, Vollweggleichrichter oder Transformator verwendet werden. Als Standard die Bremsen werden mit 230V Versorgungsspannung und Halbwellengleichrichter geliefert.

a) Bremsen mit 230V Versorgungsspannung


230V AC Versorgungsspannung von Klemmenkasten wird auf die Wicklungsspannung abhängig von der Bremsentyp mit Halbwellen- oder Vollweggleichrichter reduziert. Wicklungsspannung ist auf dem Etikett angegeben.

b) Bremsen mit 400V Versorgungsspannung

400V AC Versorgungsspannung von Klemmenkasten wird auf die Wicklungsspannung mit Halbwellengleichrichter reduziert. Wicklungsspannung ist auf dem Etikett angegeben.

c) 24 V DC Bremsen

Die Spannung wird von den Klemmkasten des Motors oder Elektrischrank entnommen. Diese Spannung wird zuerst mittels Transformator zu 24 V reduziert. Danach wird diese Spannung mit Hilfe von Gleichrichter zu Gleichstromspannung umgewandelt. Die Größe des Transformators ist abhängig von der Größe des Bremsmoments.



Genel Bilgiler

General Information

Einführung



d) Şok ikazlı trafolar

Büyük güçteki ve momentteki frenlerin manyetik doyuma ulaşmaları uzun zaman alır. Şok ikazlı trafolar frenin yay baskısını yenmede gecikmesini engellemek için kullanılır ve zaman rölesi yardımı ile çok kısa bir süre normal besleme voltajının iki katı ile (48V DC) beslenip sistemin ani açılmasını sağlar. Bu sayede gecikmeli açılmada ortaya çıkacak sürtünmeyi engellemeye yarayan bir trafo şeklidir.

Fren bağlantı şekli

a) Gecikmeli frenleme

Genellikle sistemin yavaş ve kaydırılarak durması gereken yerlerde tercih edilen bağlantı şeklidir. Vinç yürütme motorlarındaki sarsıntıyı önlemek için gecikmeli bağlantı şekli kullanılır. Frenler fabrika çıkışında gecikmeli bağlantıya uygun ayarlanır.

b) Ani frenleme

Genellikle sistemin enerjisi kesildiği anda ani olarak durdurulması gereken sistemlerde kullanılan bağlantı şeklidir. Vinç kaldırma sistemleri, asansör motorlarında kullanılan bağlantı şeklidir.

d) Shock voltage supply transformer

Brakes which consist of high power and torques take long time to get in electromagnetic field. Shock voltage supply transformers with time relay are aiming to overcome spring pressure delaying for brakes. Also this transformers provide to open system suddenly by feeding double(48V DC) voltage in a short time and preventing to frictional losses occurring in delayed opening.

Connection Types

a) Delayed Braking

Generally this type of connection uses in slow and sliding brake intended systems. Delayed connection type using to prevent shock loadings in crane driving systems. Brakes are setting up to delayed connection if any other types are not specified by customer

b) Sudden Braking

This type of connections are mostly used in systems when short braking times are needed. The braking torque will be produced as soon as the current fails. These brakes are mostly used in hoisting of lifting units and elevators.

d) Trafos mit Schock-Spannung

Diese Transformatoren werden bei großen Bremsen mit hohen Momenten verwendet. Da die große Bremsen eine lange Zeit braucht, um die erforderliche magnetische Feld zu erzeugen, wird an der Bremse kurz 48V Gleichstromspannung angelegt, um die Zeit zur Bildung von magnetischem Feld zu kürzen. Dies ermöglicht kürzere Reibungszeiten beim Start.

Schaltungsarten:

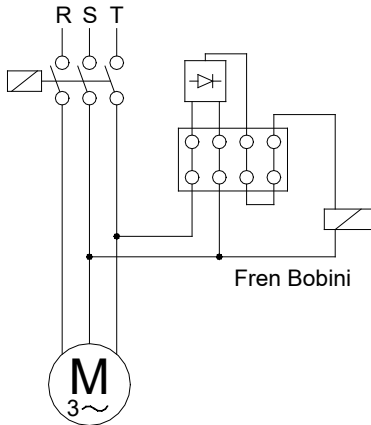
a) Verspätetes Bremsen

Diese Schaltung wird benutzt, wenn ein langsames und gleitendes Bremsen erforderlich ist. Am meisten wird es bei Fahrtriebmotoren von Aufzügen verwendet. Wenn keine Angabe bei der Bestellung gegeben wird, werden die Bremsen mit verspäteter Schaltung geliefert.

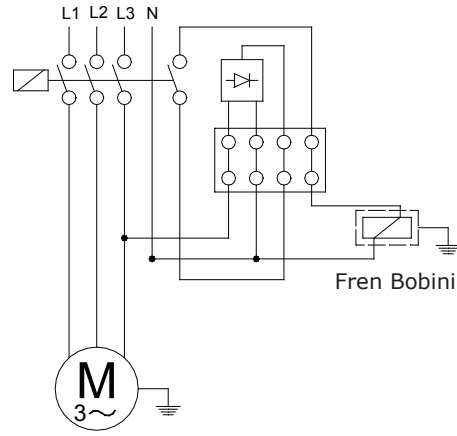
b) Schnelles Bremsen:

Allgemein verwendet man diese Schaltung bei Bedarf an plötzlichen Bremsen in dem Augenblick, in dem das System keine Energie mehr erhält. Diese Schaltungsart wird meist bei Kräne und Motoren von Aufzüge verwendet.

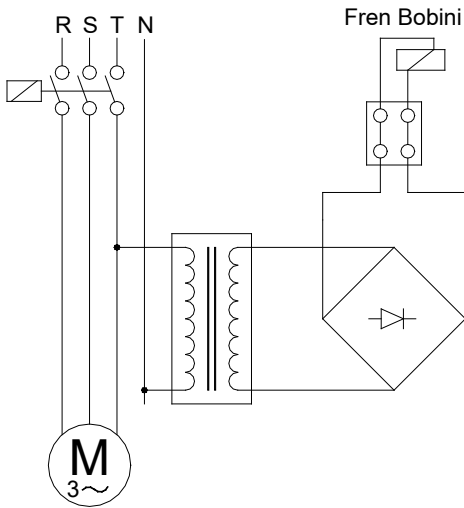
Gecikmeli Frenleme / Delayed Running Brake / Verspätete Bremsung
(230 V)



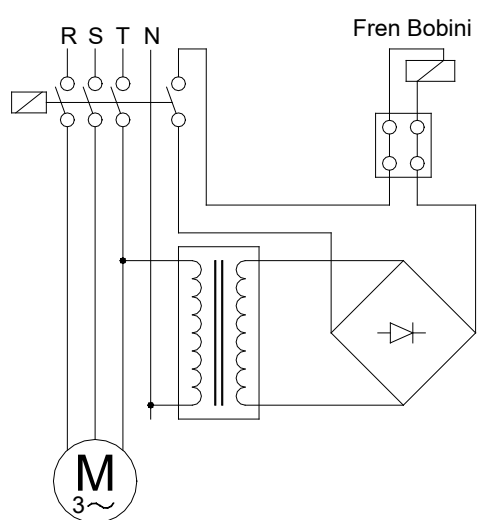
Ani Frenleme / Sudden Brake / Plötzliche Bremsung
(230 V)




Gecikmeli Frenleme / Delayed Running Brake / Verspätete Bremsung
(24 V)



Ani Frenleme / Sudden Brake / Plötzliche Bremsung
(24 V)





Genel Bilgiler

General Information

Einführung



Fren Seçimi:

Doğru bir fren seçimi için aşağıdaki parametreler bilinmelidir.

- I_{tot} [kg.m²] : Motor miline indirgenmiş toplam atalet momenti
- n_0 [d/dak] : Maksimum motor devir sayısı
- t_f [s] : İstenilen en uzun frenleme zamanı
- c_t : Anahtarın devreye girme zamanı katsayısı (ortalama 0,995).
- M_L [Nm] : Sistemin statik tork ihtiyacı.
- C_s : Emniyet katsayısı ($C_s \geq 2$ olmalı)

Gerekli fren momenti aşağıdaki şekilde hesaplanır:

a) M_L Statik yük torku, motor dönüş yönünde (motorun dönüşüne yardımcı olarak, yükün indirilmesi veya hızlandırıcı sabit yük momenti hali):

$$M_{fc} = \frac{(2 \pi \times n_0 \div 60) \times I_{tot}}{t_f \times c_t} + M_L$$

b) M_L Statik yük torku, motor aksi dönüş yönünde (motorun dönüşüne engel olarak, yükün yukarı kaldırılması veya frenleyici sabit yük/direnç momenti hali):

$$M_{fc} = \frac{(2 \pi \times n_0 \div 60) \times I_{tot}}{t_f \times c_t} - M_L$$

Yukarıda bulunan sonuç C_s katsayısı ile çarpılarak ($C_s \geq 2$), fren momenti seçilir;

$$M_f = M_{fc} \times C_s$$

Yaklaşım Yolu ile Fren Seçimi:

Eğer yalnızca motorun gücü ve en yüksek devri biliniyor ise :

W [Watt]: Motorun nominal gücü

$$M_f = \frac{W}{\frac{2\pi \times n_0}{60}} \times C_s \quad (C_s \geq 2)$$

Brake Selection:

To select a brake correctly the following data are necessary;

- I_{tot} [kg . m²] : The total inertia of rotating parts reduced at the motor shaft
- n_0 [rpm] : Maximum motor speed.
- t_f [s] : The maximum admitted time of the braking.
- c_t : Coefficient of switch on time (average 0,995).
- M_L [Nm] : Required static torque of system.
- C_s : Safety coefficient ($C_s \geq 2$)

The necessary braking torque calculates below;

a) The static load torque M_L , same direction of motor rotation (Descent of a load or steady resisting torque which favours the rotation of the motor)

$$M_{fc} = \frac{(2 \pi \times n_0 \div 60) \times I_{tot}}{t_f \times c_t} + M_L$$

b) The static load torque M_L , opposes the rotation of the motor (Lifting of a load or steady resisting torque which opposes the rotation of the motor)

$$M_{fc} = \frac{(2 \pi \times n_0 \div 60) \times I_{tot}}{t_f \times c_t} - M_L$$

The necessary braking torque will result from the following equation using C_s ($C_s \geq 2$);

$$M_f = M_{fc} \times C_s$$

Approximated Brake Selection

Its only the motor power and its maximum speed are known:

W [Watt]: Motor Nominal Power

$$M_f = \frac{W}{\frac{2\pi \times n_0}{60}} \times C_s \quad (C_s \geq 2)$$

Bremswahl:

Um die richtige Bremse auszuwählen, braucht man unten aufgelistete Variablen;

- I_{tot} [kg . m²] : Die Gesamtträgheit der rotierenden Teile (siehe Anwendungsbeispiele)
- n_0 [U/min] : Die höchste Drehzahl des Motors
- t_f [s] : Die längste zulässige Bremszeit
- c_t : Reduktionskoeffizient der Tätigkeitszeit (gemittelt 0,995).
- M_L [Nm] : Vom system benötigtes, statisches Drehmoment.
- C_s : Sicherheitskoeffizient ($C_s \geq 2$)

Die benötigte Bremskraft wird wie folgt berechnet:

a) konstantes Belastungsmoment M_L , das die Motordrehung fördert (konstante Erhöhung der Motorgeschwindigkeit oder Herunterlassen der Last)

$$M_{fc} = \frac{(2 \pi \times n_0 \div 60) \times I_{tot}}{t_f \times c_t} + M_L$$

b) konstantes Belastungsmoment M_L , das sich entgegen der Motordrehung widersetzt (konstante Verminderung der Motorgeschwindigkeit oder Aufheben der Last)

$$M_{fc} = \frac{(2 \pi \times n_0 \div 60) \times I_{tot}}{t_f \times c_t} - M_L$$

Wenn die Bremskraft mit dem Sicherheitskoeffizient C_s ($C_s \geq 2$) multipliziert wird, erhält man die erforderliche Bremskraft;

$$M_f = M_{fc} \times C_s$$

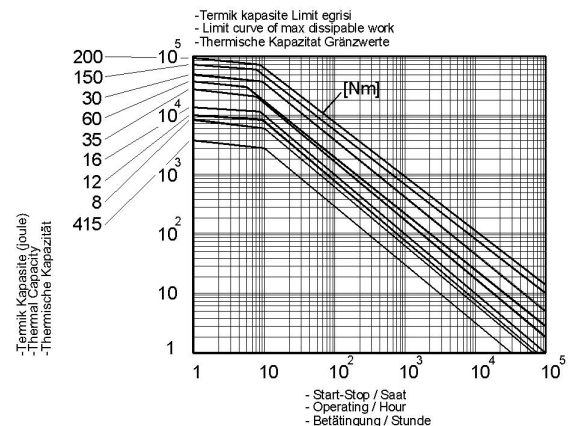
Abschätzung zur Bremswahl


Wenn man nur die Motorleistung und die höchste Drehzahl kennt, kann die Bremskraft mit der folgenden Formel annähernd berechnet werden:
W [Watt] : Nennleistung des Motors

$$M_f = \frac{W}{\frac{2\pi \times n_0}{60}} \times C_s \quad (C_s \geq 2)$$

Standart Frenler / Standard Brakes / Standart Bremsen

Fren statik momenti [Nm] Brake Static Torque [Nm] Statische Bremskraft [Nm]	4,5	8	12	16	35	60	80	150	200
Fren Dinamik Momenti [Nm] Brake Dynamic Torque [Nm] Dynamische Bremskraft [Nm]	3,6	6,4	9,6	12,8	28	48	64	120	160
Maksimum Motor Hızı [d/dak] Maximum Motor Speed [rpm] Maximale Motordrehzahl [U/min]	3000	3000	3000	3000	3000	3000	3000	1500	1500
Giriş Gücü [W] Input Power [W] Antriebsleistung [W]	15	20	25	30	45	50	55	60	65





Genel Bilgiler

General Information

Einführung



Frenin Termik Kapasitesi

Yukarıdaki seçime ek olarak frenin termik kapasitesinin kontrol edilmesi gerekir. L (joule) olarak gerekli soğutma işi aşağıdaki formüller ile hesaplanır ve "Termik kapasite limit eğrisi" kullanılarak eğrinin altında kalıp kalmadığı kontrol edilir.

a) M_L Statik yük torku motor dönüş yönünde (motorun dönüşüne yardımcı olarak, yükün indirilmesi hali)

$$L = \frac{I_{tot} \times (2 \pi \times n_0 \div 60)^2}{2} \times \left(\frac{M_f}{M_f - M_L} \right)$$

b) M_L Statik yük torku motor aksi dönüş yönünde (motorun dönüşüne engel olarak, yükün kaldırılması hali):

$$L = \frac{I_{tot} \times (2 \pi \times n_0 \div 60)^2}{2} \times \frac{M_f}{M_f + M_L}$$

c) M_L Statik yük torku sabit, motor yönünde veya aksi yönde (kaldırma ve indirme harici hızlandırıcı veya frenleyici sabit bir yük momenti hali).

$$L = \frac{I_{tot} \times (2 \pi \times n_0 \div 60)^2}{2}$$

Fren Hava Boşluğunun Ayarı:

Frenin sürekli aynı performansın alınabilmesi için, fren balatasının aşınmasına bağlı olarak, fren hava boşluğu belirli zaman aralıklarında yeniden ayarlanmalıdır. Fren hava boşluğu ayar zaman aralığı ve ayarın yapılması için firmamıza danışınız.

Fren Seçim Örneği:

İstenilen en uzun frenleme zamanı: 0,5 sn.
Motor devri: 1400 d/dak
Motora indirgenmiş toplam atalet momenti: 0,08 kgm²

Gerekli çalışma momenti: 50 Nm

Yük Durumu: Yük motor dönüş yönü ile aynı
(Vinçten yük indirilmesi: Saatte dur-kalk sayısı:30)

$$M_{fc} = \frac{(2 \pi \times 1400 \div 60)}{0,5 \times 0,995} + 50 = 73,6 \text{ Nm}$$

$$M_f = 73,6 \times 2 = 147,2 \text{ Nm}$$

Standart frenler tablosundan 150 Nm lik fren seçilebilir.

Gerekli termik kapasite;

$$L = \frac{0,08 \times (2 \pi \times 1400 \div 60)^2}{2} \times \left(\frac{147,2}{147,2 - 50} \right)$$

=1302,0 < 18000 Joule (150 Nm eğrisinden)
150 Nm lik fren uygun görülüyor.

The Thermal Capacity of Brake

The thermal capacity of the brake must also be checked after the above mentioned calculations heat dissipation energy L (joule) can be calculated from the following equation and must be checked if the result is under the limit curve shown on "Limit curve of may dissipated work".

a) The static load torque M_L , favours the rotation of the motor (Descent of a load which favours the rotation of the motor)

$$L = \frac{I_{tot} \times (2 \pi \times n_0 \div 60)^2}{2} \times \left(\frac{M_f}{M_f - M_L} \right)$$

b) The static load torque M_L , opposes the rotation of the motor (Lifting of a load which opposes the rotation of the motor)

$$L = \frac{I_{tot} \times (2 \pi \times n_0 \div 60)^2}{2} \times \frac{M_f}{M_f + M_L}$$

c) The static load torque M_L , is constant and opposes or favours the rotation of the motor (except lifting of a load)

$$L = \frac{I_{tot} \times (2 \pi \times n_0 \div 60)^2}{2}$$

Adjustment of the air-gap:

In order to obtain the same performance from the brake during its lifetime, the air-gap of the brake must be re-adjusted after a limited time of operation. For the air-gap and the time interval of the adjustment please contact us.

Selection Example:

The maximum admitted time for braking 0,5 s
Motor speed: 1400 rpm
Total inertia reduced at motor shaft: 0,08 kgm²

Required operating torque: 50 Nm

Nature of load: Load direction is same as motor direction (Unloading process: Start-stop time per hour :30)

$$M_{fc} = \frac{(2 \pi \times 1400 \div 60)}{0,5 \times 0,995} + 50 = 73,6 \text{ Nm}$$

$$M_f = 73,6 \times 2 = 147,2 \text{ Nm}$$

From the brake selection table a standard brake of 150 Nm is selected.

Necessary thermal capacity

$$L = \frac{0,08 \times (2 \pi \times 1400 \div 60)^2}{2} \times \left(\frac{147,2}{147,2 - 50} \right)$$

=1302,0 < 18000 Joule (from 150 Nm curve)
The selected brake with 150 Nm is suitable.

Thermische Kapazität der Bremsen

Nach den oben genannten Berechnungen muss die thermische Kapazität überprüft werden. Die Wärme, d.h. die gebrauchte Energie L, werden mit den folgenden Formeln berechnet. Die gerechnete Werte von Kapazitäten sollen unter dem Grenzkurve "Thermische Kapazität Grenzwerte" der gewählten Bremse liegen.

a) Konstantes Belastungsmoment M_L , das die Motordrehung fördert (Herunterlassen der Last)

$$L = \frac{I_{tot} \times (2 \pi \times n_0 \div 60)^2}{2} \times \left(\frac{M_f}{M_f - M_L} \right)$$

b) Konstantes Belastungsmoment M_L , das sich entgegen der Motordrehung widersetzt (Aufheben der Last)

$$L = \frac{I_{tot} \times (2 \pi \times n_0 \div 60)^2}{2} \times \frac{M_f}{M_f + M_L}$$

c) Konstantes Belastungsmoment M_L , das sich gegen der Motorbewegung widersetzt oder die Motorrotation fördert (Konstante Verminderung oder Erhöhung der Motorgeschwindigkeit, kein Herunterlassen oder Aufheben der Last)

$$L = \frac{I_{tot} \times (2 \pi \times n_0 \div 60)^2}{2}$$

Einstellung des Luftspaltes:

Um eine immer konstant bleibende Bremsfähigkeit zu erhalten, muss das Luftspalt nach einer bestimmten Arbeitszeit neu eingestellt werden. Für die Bestimmung des Luftspaltes und die Einstellzeiten bitten wir Sie um Rückfrage.

Beispiel für eine Auswahl:

Die höchste zulässige Bremszeit: 0,5 s
Motordrehzahl: 1400 U/min
Gesamträgheit der rotierenden Teile: 0,08 kgm²
Das auf das System wirkende Drehmoment: 50 Nm
Belastungsart: Drehmoment, das die Motorrotation fördert (Herunterlassen der Last)
Betätigungen pro Stunde: 30

$$M_{fc} = \frac{(2 \pi \times 1400 \div 60)}{0,5 \times 0,995} + 50 = 73,6 \text{ Nm}$$

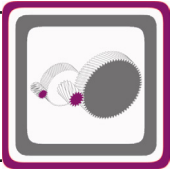

$$M_f = 73,6 \times 2 = 147,2 \text{ Nm}$$

Eine Bremse von 150 Nm kann man auswählen.

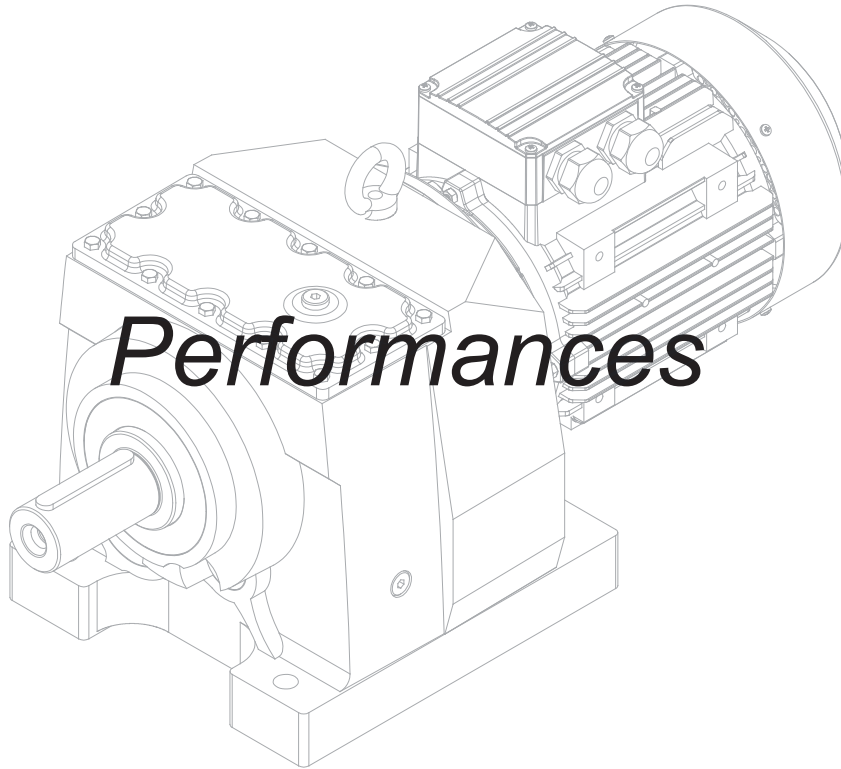
Die thermische Kapazität;

$$L = \frac{0,08 \times (2 \pi \times 1400 \div 60)^2}{2} \times \left(\frac{147,2}{147,2 - 50} \right)$$


=1302,0 < 18000 Joule (von 150 Nm Kurve) Die ausgewählte 150 Nm Bremse ist ausreichend.



Güç ve Devir Tabloları



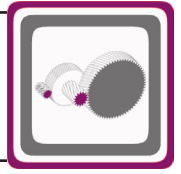
Leistung und Drehzahlübersicht




Motorlu Güç Devir Sayfaları

Geared Motors Performance Tables

Leistung und Drehzahlübersicht von Getriebemotoren



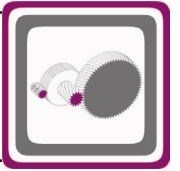
Güç	Çıkış Devri	Çıkış Momenti	Çevrim Oranı	Güv. Rad. Yük Çıkış	Servis Faktörü	Tipi	Anma Akımı	Ağırlık	Ölçü Sayfası	Motor Verim Snf.
Power	Output Speeds	Output Torque	Ratio	Per.O. Loads (Output)	Service Factors	Type	Rated Current	Weight	Dim. Page	Motor Eff. Class
Leistung P _g [kW] P _g [HP]	Abtriebswelle Drehzahlen n ₂ [r.p.m]	Abtriebswelle Drehmomente M ₂ [Nm]	Übersetzung i	Zul.Querkräfte (Abtrieb) F _{qam} [N]	Betriebsfaktor f _s	Typ	Nennstrom [A]	Gewicht ~ [kg]	Maße Seite	Motor Effizienz-klasse
0,12 0,16	0,28	3242	4953,44	18152	0,9	MR576-G63/4a	0,41	157	123	IE1
	0,31	2883	4402,68	20503	1,0	NR576-G63/4a		151		
	0,40	2212	3372,36	24025	1,4					
	0,48	1872	2850,22	25448	1,6					
	0,50	1832	2736,94	25606	1,6	MR575-G63/4a	0,41	155	123	IE1
	0,59	1550	2313,18	26663	1,9	NR575-G63/4a		149		
	0,72	1270	1897,20	27612	2,4					
	0,81	1123	1675,43	28077	2,7					
	0,92	998	1489,14	28449	3,0					
	1,1	845	1259,61	28915	3,5					
1,2	767	1140,65	29101	3,9						
0,50 0,65 0,69 0,78 0,84 0,98 1,1 1,1 1,3 1,5	1691	2522,85	13294	13294	0,9	MR475-G63/4a	0,41	100	120	IE1
	1413	2107,15	17344	17344	1,1	NR475-G63/4a		103		
	1336	1990,76	18266	18266	1,2					
	1169	1738,98	20032	20032	1,3					
	1097	1631,08	20714	20714	1,4					
	933	1386,75	22094	22094	1,7					
	867	1285,79	22653	22653	1,8					
	812	1204,49	23070	23070	1,9					
	712	1053,93	23786	23786	2,2					
	633	934,94	24312	24312	2,4					
0,90 1,0 1,2 1,4 1,6 1,8 2,0 2,2 2,6	1045	1561,78	6910	6910	0,8	MR375-G63/4a	0,41	76	117	IE1
	925	1380,71	9830	9830	0,9	NR375-G63/4a		78		
	778	1161,33	12320	12320	1,1					
	662	987,33	13863	13863	1,2					
	568	845,97	14931	14931	1,4					
	514	765,58	15470	15470	1,6					
	455	676,02	16025	16025	1,8					
	425	631,45	16286	16286	1,9					
360	533,70	16828	16828	2,3						
2,6 3,2 3,7	361	524,07	16815	16815	2,3	MR374-G63/4a	0,41	55	116	IE1
	291	421,85	17348	17348	2,8	NR374-G63/4a		58		
	255	369,93	17599	17599	3,2					
1,1 1,3 1,6 1,8 2,0 2,4 2,8	809	1206,98	2333	2333	0,7	MR285-G63/4a	0,41	74	114	IE1
	681	1015,21	7487	7487	0,9	NR285-G63/4a		75		
	580	863,11	9637	9637	1,0					
	497	739,53	10983	10983	1,2					
	450	669,25	11641	11641	1,3					
	385	573,81	12445	12445	1,6					
	330	491,50	13057	13057	1,8					
3,2 3,7 4,2	298	431,18	13388	13388	2,0	MR284-G63/4a	0,41	74	113	IE1
	254	368,77	13798	13798	2,4	NR284-G63/4a		75		
	223	323,39	14073	14073	2,7					
1,6 1,9 2,3 2,7 3,3 3,8 4,1 5,4	555	827,44	5855	5855	0,8	MR275-G63/4a	0,41	41	111	IE1
	486	724,01	6465	6465	0,9	NR275-G63/4a		43		
	403	598,70	7080	7080	1,1					
	336	499,32	7505	7505	1,3					
	282	418,57	7806	7806	1,6					
	242	358,33	8008	8008	1,9					
	225	332,52	8090	8090	2,0					
	170	252,20	8331	8331	2,6					



Motorlu Güç Devir Sayfaları


Geared Motors Performance Tables

Leistung und Drehzahlübersicht von Getriebemotoren



Güç	IE3 Çıkış Devri	IE3 Çıkış Momenti	Çevrim Oranı	IE3 Güv. Rad. Yük Çıkış Per.O. Loads (Output)	IE3 Servis Faktörü	Tipi	Anma Akımı	Ağırlık	Ölçü Sayfası	Motor* Verim Snf.	
Power	Output Speeds	Output Torque	Ratio	Per.O. Loads (Output)	Service Factors	Type	Rated Current	Weight	Dim. Page	Motor Eff. Class	
Leistung P _g [kW] P _g [HP]	Abtriebswelle Drehzahlen n ₂ [r.p.m]	Abtriebswelle Drehmomente M ₂ [Nm]	Übersetzung i	Zul.Querkräfte (Abtrieb) F _{qam} [N]	Betriebsfaktor f _s	Typ	Nennstrom [A]	Gewicht ~ [kg]	Maße Seite	Motor Effizienz- klasse	
0,12 0,16	6,3	146	215,91	8429	3,1	MR275-G63/4a	0,41	41	111	IE1	
	6,6	139	205,95	8457	3,2	NR275-G63/4a		43			
	7,6	122	180,21	8523	3,7						
	9,2	101	149,02	8760	4,0						
	9,9	107	138,55	8650	4,0	MR273-G63/4a	0,41	30	110	IE1	
	11	94	121,03	8864	4,0	NR273-G63/4a		32			
	12	88	113,52	8944	4,0						
	14	77	99,21	5764	2,6	MR173-G63/4a	0,41	30	108	IE1	
	16	68	87,60	5565	2,9	NR173-G63/4a		32			
	17	63	81,82	5457	3,2						
	20	54	69,16	5197	3,7						
	24	45	57,76	4928	4,0						
	27	39	49,81	4715	4,0						
	0,12 0,16	30	35	45,18	2835	2,4	MR003-G63/4a	0,41	12	106	IE1
		34	31	40,04	2857	2,6	NR003-G63/4a		13		
43		25	32,02	2894	3,3						
48		22	28,38	2906	3,7						
57		19	24,13	2797	4,0						
64		17	21,26	2679	4,0						
66		16	20,66	2649	4,0						
71		15	19,17	2581	4,0						
75		14	18,20	2537	4,0						
81		13	16,89	2472	4,0						
93		11	14,67	2357	4,0						
100		11	13,61	2297	4,0						
0,12 0,16		123	9	11,14	2156	4,0	MR002-G63/4a	0,41	11	106	IE1
		138	8	9,87	2068	4,0	NR002-G63/4a		12		
		157	7	8,70	1980	4,0					
	162	7	8,45	1959	4,0						
	174	6	7,84	1909	4,0						
	183	6	7,45	1876	4,0						
	198	5	6,91	1828	4,0						
	228	5	6,00	1743	4,0						
	245	4	5,57	1698	4,0						
	300	4	4,56	1588	4,0						
	350	3	3,90	1506	4,0						
	377	3	3,62	1467	4,0						
	0,18 0,25	0,11	12679	8345,18	74316	1,0	MR876-3E71M/6C	0,55	607	132	IE3
		0,13	10968	7233,00	83155	1,2	NR876-3E71M/6C		622		
		0,15	9582	6313,78	89283	1,4	MR876-2E71M/6B	0,60	606		IE2
0,17		8459	5569,66	93713	1,5	NR876-2E71M/6B		621			
0,19		7530	4954,95	96997	1,7						
0,21		6749	4438,59	99684	1,9						
0,24		5928	3892,30	102261	2,2						
0,27		5248	3441,02	104265	2,5						
0,32		4423	2894,28	106552	2,9						
0,38		3768	2460,65	108262	3,5						
0,18 0,25		0,16	9031	5949,83	44490	0,9	MR776-3E71M/6C	0,55	260	129	IE3
		0,18	7996	5260,00	48911	1,0	NR776-3E71M/6C		322		
							MR776-2E71M/6B	0,60	259		IE2
							NR776-2E71M/6B		321		

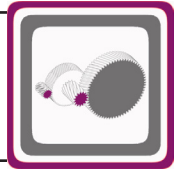
*: IE2 ve IE3 motorlu redüktör fiyatları farklıdır. / Geared motor prices are different for IE2 and IE3 motors. / Preise von Getrieben mit IE2 und IE3 Motoren sind unterschiedlich.



Motorlu Güç Devir Sayfaları


Geared Motors Performance Tables

Leistung und Drehzahlübersicht von Getriebemotoren



Güç	IE3 Çıkış Devri	IE3 Çıkış Momenti	Çevrim Oranı	IE3 Güv. Rad. Yük Çıkış	IE3 Servis Faktörü	Tipi	Anma Akımı	Ağırlık	Ölçü Sayfası	Motor Verim Sınıfı*	
Power	Output Speeds	Output Torque	Ratio	Per.O. Loads (Output)	Service Factors	Type	Rated Current	Weight	Dim. Page	Motor Eff. Class	
Leistung P _g [kW] P _g [HP]	Abtriebswelle Drehzahlen n ₂ [r.p.m]	Abtriebswelle Drehmomente M ₂ [Nm]	Übersetzung i	Zul.Querkräfte (Abtrieb) F _{qam} [N]	Betriebsfaktor f _s	Typ	Nennstrom [A]	Gewicht ~ [kg]	Maße Seite	Motor Effizienz-klasse	
0,18 0,25	0,19	7482	4812,09	50862	1,1	MR775-3E71M/6C	0,55	257	129	IE3	
	0,22	6629	4263,81	53816	1,2	NR775-3E71M/6C		317			
	0,24	5935	3814,39	55991	1,3	MR775-2E71M/6B	0,60	256		IE2	
	0,30	4842	3103,85	59051	1,7	NR775-2E71M/6B		316			
	0,35	4180	2684,10	60717	1,9						
	0,40	3623	2324,10	62017	2,2						
	0,46	3171	2032,66	62935	2,5						
	0,52	2798	1791,91	63725	2,9						
	0,59	2484	1589,68	64362	3,2						
	0,66	2216	1417,41	64885	3,6						
	0,74	1962	1252,60	65684	4,0						
		0,32	4378	2863,86	25882	1,0	MR676-3E71M/6C	0,55	240	126	IE3
							NR676-3E71M/6C		249		
							MR676-2E71M/6B	0,60	239		IE2
						NR676-2E71M/6B		248			
	0,36	4025	2578,93	27987	1,1	MR675-3E71M/6C	0,55	230	126	IE3	
	0,42	3422	2196,86	30945	1,3	NR675-3E71M/6C		244			
	0,49	2945	1888,53	32984	1,5	MR675-2E71M/6B	0,60	229		IE2	
	0,57	2558	1638,93	34461	1,7	NR675-2E71M/6B		243			
	0,65	2238	1432,74	35578	1,9						
	0,74	1969	1259,54	36451	2,2						
	0,84	1743	1113,08	37141	2,5						
	0,93	1560	995,91	37624	2,8						
	1,1	1372	874,56	38151	3,1						
	1,3	1149	730,46	38748	3,7						
	0,47	3019	2850,22	19665	1,0	MR576-G63/4b	0,60	160	123	IE1	
						NR576-G63/4b		153			
	0,49	2955	2736,94	20068	1,0	MR575-G63/4b	0,60	152	123	IE1	
	0,58	2499	2313,18	22617	1,2	NR575-G63/4b		148			
	0,71	2049	1897,20	24715	1,5						
	0,80	1811	1675,43	25689	1,7						
	0,90	1610	1489,14	26424	1,9						
	1,1	1363	1259,61	27307	2,2						
	1,2	1237	1140,65	27718	2,4						
	1,6	923	574,90	28639	3,3	MR574-3E71M/6C	0,55	137	122	IE3	
	1,9	781	485,89	29040	3,8	NR574-3E71M/6C		135			
	2,3	648	402,12	30397	4,0	MR574-2E71M/6B	0,60	136		IE2	
						NR574-2E71M/6B		134			
	0,77	1885	1738,98	9150	0,8	MR475-G63/4b	0,60	111	120	IE1	
	0,82	1769	1631,08	11836	0,9	NR475-G63/4b		115			
	0,97	1505	1386,75	16156	1,0						
	1,0	1399	1285,79	17525	1,1						
	1,1	1309	1204,49	18560	1,2						
	1,4	1083	674,46	20840	1,4	MR474-3E71M/6C	0,55	96	119	IE3	
	1,5	968	603,46	21841	1,6	NR474-3E71M/6C		100			
	1,8	852	529,93	22771	1,8	MR474-2E71M/6B	0,60	95		IE2	
	2,1	712	442,61	23780	2,2	NR474-2E71M/6B		99			
	2,2	673	418,16	24045	2,3						
	2,7	559	346,07	24743	2,8						
	3,1	478	295,98	25231	3,2						

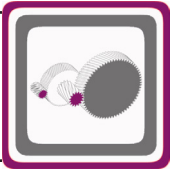
*: IE2 ve IE3 motorlu redüktör fiyatları farklıdır. / Geared motor prices are different for IE2 and IE3 motors. / Preise von Getrieben mit IE2 und IE3 Motoren sind unterschiedlich.



Motorlu Güç Devir Sayfaları


Geared Motors Performance Tables

Leistung und Drehzahlübersicht von Getriebemotoren



Güç	IE3 Çıkış Devri	IE3 Çıkış Momenti	Çevrim Oranı	IE3 Güv. Rad. Yük Çıkış Per.O. Loads (Output)	IE3 Servis Faktörü	Tipi	Anma Akımı	Ağırlık	Ölçü Sayfası	Motor Verim Sınıfı*
Power	Output Speeds	Output Torque	Ratio	Per.O. Loads (Output)	Service Factors	Type	Rated Current	Weight	Dim. Page	Motor Eff. Class
Leistung P _g [kW] P _g [HP]	Abtriebswelle Drehzahlen n ₂ [r.p.m]	Abtriebswelle Drehmomente M ₂ [Nm]	Übersetzung i	Zul.Querkräfte (Abtrieb) F _{qam} [N]	Betriebsfaktor f _s	Typ	Nennstrom [A]	Gewicht ~ [kg]	Maße Seite	Motor Effizienz-klasse
0,18 0,25	1,4	1068	987,33	6178	0,8	MR375-G63/4b	0,60	76	117	IE1
	1,6	916	845,97	10009	0,9	NR375-G63/4b		81		
	1,8	839	524,07	11377	1,0	MR374-3E71M/6C	0,55	60	116	IE3
	2,2	676	421,85	13699	1,2	NR374-3E71M/6C		63		
	2,5	593	369,93	14655	1,4	MR374-2E71M/6B NR374-2E71M/6B	0,60	59 62		IE2
	2,6	582	524,07	14771	1,4	MR374-G63/4b	0,60	55	116	IE1
	3,2	469	421,85	15919	1,7	NR374-G63/4b		58		
	3,6	412	369,93	16379	2,0					
	5,9	271	157,76	16454	3,0	MR373-3E71M/6C	0,55	56	115	IE3
	6,7	239	138,72	15843	3,4	NR373-3E71M/6C MR373-2E71M/6B NR373-2E71M/6B	0,60	59 55 58		IE2
	2,2	691	431,18	7218	0,9	MR284-3E71M/6C	0,55	64	113	IE3
	2,5	591	368,77	9393	1,0	NR284-3E71M/6C		67		
	2,9	519	323,39	10665	1,2	MR284-2E71M/6B NR284-2E71M/6B	0,60	63 66		IE2
	3,1	480	431,18	11227	1,3	MR284-G63/4b	0,60	60	113	IE1
	3,6	410	368,77	12144	1,5	NR284-G63/4b		63		
	4,1	360	323,39	12730	1,7					
	4,7	319	285,89	13180	1,9					
	5,6	268	240,47	13658	2,2					
	6,7	240	137,91	13106	2,5	MR283-3E71M/6C	0,55	42	112	IE3
	8,1	199	114,14	12414	3,1	NR283-3E71M/6C MR283-2E71M/6B NR283-2E71M/6B	0,60	44 41 43		IE2
	2,7	542	499,32	5982	0,8	MR275-G63/4b	0,60	41	111	IE1
	3,2	455	418,57	6713	1,0	NR275-G63/4b		43		
	3,7	390	358,33	7169	1,2					
	4,0	362	332,52	7346	1,2					
	5,3	275	252,20	7844	1,6					
	6,7	238	138,55	8024	1,9	MR273-3E71M/6C	0,55	32	110	IE3
	7,7	208	121,03	8154	2,2	NR273-3E71M/6C		34		
	8,2	196	113,52	8212	2,3	MR273-2E71M/6B	0,60	31		IE2
	9,6	166	96,52	8339	2,7	NR273-2E71M/6B		33		
	9,7	165	138,55	8352	2,7	MR273-G63/4b	0,60	28	110	IE1
	11	144	121,03	8436	3,1	NR273-G63/4b		30		
	12	135	113,52	8470	3,3					
	14	117	68,03	8475	2,4	MR203-3E71M/6C	0,55	30	109	IE3
	16	103	59,43	8504	2,7	NR203-3E71M/6C		32		
	17	96	55,74	8346	2,9	MR203-2E71M/6B NR203-2E71M/6B	0,60	29 31		IE2
	20	81	68,03	7944	3,4	MR203-G63/4b NR203-G63/4b	0,60	27 29	109	IE1

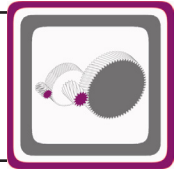
*: IE2 ve IE3 motorlu redüktör fiyatları farklıdır. / Geared motor prices are different for IE2 and IE3 motors. / Preise von Getrieben mit IE2 und IE3 Motoren sind unterschiedlich.



Motorlu Güç Devir Sayfaları


Geared Motors Performance Tables

Leistung und Drehzahlübersicht von Getriebemotoren



Güç	IE3 Çıkış Devri	IE3 Çıkış Momenti	Çevrim Oranı	IE3 Güv. Rad. Yük Çıkış	IE3 Servis Faktörü	Tipi	Anma Akımı	Ağırlık	Ölçü Sayfası	Motor Verim Snf.*	
Power	Output Speeds	Output Torque	Ratio	Per.O. Loads (Output)	Service Factors	Type	Rated Current	Weight	Dim. Page	Motor Eff. Class	
Leistung P _g [kW] P _g [HP]	Abtriebswelle Drehzahlen n ₂ [r.p.m]	Abtriebswelle Drehmomente M ₂ [Nm]	Übersetzung i	Zul.Querkräfte (Abtrieb) F _{qam} [N]	Betriebsfaktor f _s	Typ	Nennstrom [A]	Gewicht ~ [kg]	Maße Seite	Motor Effizienz- klasse	
0,18 0,25	9,4	171	99,21	5822	1,2	MR173-3E71M/6C	0,55	18	109	IE3	
	11	151	87,60	5895	1,3	NR173-3E71M/6C		20			
	11	141	81,82	5801	1,4	MR173-2E71M/6B	0,60	17		IE2	
	13	119	69,16	5568	1,7	NR173-2E71M/6B		19			
	14	118	99,21	5561	1,7	MR173-G63/4b	0,60	13	109	IE1	
	15	104	87,60	5389	1,9	NR173-G63/4b		15			
	16	98	81,82	5294	2,1						
	19	82	69,16	5063	2,4						
	23	69	57,76	4820	2,9						
	27	60	49,81	4624	3,4						
	18	87	50,51	3512	1,6	MR103-3E71M/6C	0,55	17	107	IE3	
	21	77	44,60	3411	1,8	NR103-3E71M/6C		19			
	22	72	41,66	3355	1,9	MR103-2E71M/6B	0,60	16		IE2	
									18		
	27	60	50,51	3213	2,3	MR103-G63/4b	0,60	16	107	IE1	
	30	53	44,60	3112	2,6	NR103-G63/4b		18			
	32	50	41,66	3056	2,8						
	38	42	35,21	2921	3,3						
	21	77	45,18	2530	1,1	MR003-3E71M/6C	0,55	16	106	IE3	
	23	69	40,04	2603	1,2	NR003-3E71M/6C		17			
	29	55	32,02	2707	1,5	MR003-2E71M/6B	0,60	15		IE2	
									16		
	30	54	45,18	2717	1,5	MR003-G63/4b	0,60	13	106	IE1	
	33	48	40,04	2757	1,7	NR003-G63/4b		14			
	42	38	32,02	2818	2,2						
	47	34	28,38	2840	2,4						
	56	29	24,13	2733	2,8						
	63	25	21,26	2664	3,2						
65	25	20,66	2672	3,3							
70	23	19,17	2628	3,6							
74	22	18,20	2584	3,8							
79	20	16,89	2516	4,0							
91	18	14,67	2398	4,0							
98	16	13,61	2336	4,0							
120	13	11,14	2197	4,0	MR002-G63/4b	0,60	12	106	IE1		
136	12	9,87	2105	4,0	NR002-G63/4b		13				
154	11	8,70	2014	4,0							
159	10	8,45	1992	4,0							
171	9,5	7,84	1940	4,0							
180	9,0	7,45	1907	4,0							
194	8,4	6,91	1857	4,0							
223	7,3	6,00	1770	4,0							
241	6,8	5,57	1724	4,0							
294	5,5	4,56	1612	4,0							
344	4,7	3,90	1527	4,0							
370	4,4	3,62	1488	4,0							
408	3,9	6,91	1433	4,0	MR002-G63/2a	0,50	12	106	IE1		
470	3,4	6,00	1366	4,0	NR002-G63/2a		13				
506	3,2	5,57	1332	4,0							
619	2,6	4,56	1245	4,0							
723	2,2	3,90	1181	4,0							
779	2,0	3,62	1151	4,0							

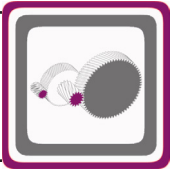
*: IE2 ve IE3 motorlu redüktör fiyatları farklıdır. / Geared motor prices are different for IE2 and IE3 motors. / Preise von Getrieben mit IE2 und IE3 Motoren sind unterschiedlich.



Motorlu Güç Devir Sayfaları


Geared Motors Performance Tables

Leistung und Drehzahlübersicht von Getriebemotoren



Güç	IE3 Çıkış Devri	IE3 Çıkış Momenti	Çevrim Oranı	IE3 Güv. Rad. Yük Çıkış Per.O. Loads (Output)	IE3 Servis Faktörü	Tipi	Anma Akımı	Ağırlık	Ölçü Sayfası	Motor* Verim Snf.
Power	Output Speeds	Output Torque	Ratio	Per.O. Loads (Output)	Service Factors	Type	Rated Current	Weight	Dim. Page	Motor Eff. Class
Leistung P _g [kW] P _g [HP]	Abtriebswelle Drehzahlen n ₂ [r.p.m]	Abtriebswelle Drehmomente M ₂ [Nm]	Übersetzung i	Zul.Querkräfte (Abtrieb) F _{qam} [N]	Betriebsfaktor f _s	Typ	Nennstrom [A]	Gewicht ~ [kg]	Maße Seite	Motor Effizienz-klasse
0,25 0,34	0,13	15953	11443,34	50996	0,8	MR876-3E71M/4C	0,67	612	132	IE3
	0,17	11653	8345,18	79805	1,1	NR876-3E71M/4C		627		
	0,20	10080	7233,00	87174	1,3	MR876-2E71M/4B	0,71	611		IE2
	0,23	8807	6313,78	92433	1,5	NR876-2E71M/4B		626		
	0,26	7774	5569,66	96350	1,7					
	0,29	6921	4954,95	99123	1,9					
	0,32	6203	4438,59	101418	2,1					
	0,37	5448	3892,30	103687	2,4					
	0,42	4824	3441,02	105462	2,7					
	0,50	4065	2894,28	107497	3,2					
	0,58	3463	2460,65	109026	3,8					
	0,68	2972	2108,33	112703	4,0					
	0,24 0,27	8300	5949,83	47686	1,0	MR776-3E71M/4C	0,67	260	129	IE3
		7349	5260,00	51346	1,1	NR776-3E71M/4C		322		
						MR776-2E71M/4B	0,71	259		IE2
					NR776-2E71M/4B		321			
0,30 0,34 0,38 0,46 0,53 0,62 0,71 0,80 0,90 1,0 1,1	6877	4812,09	52918	1,2	MR775-3E71M/4C	0,67	257	129	IE3	
	6093	4263,81	55512	1,3	NR775-3E71M/4C		318			
	5454	3814,39	57388	1,5	MR775-2E71M/4B	0,71	258		IE2	
	4451	3103,85	59975	1,8	NR775-2E71M/4B		317			
	3842	2684,10	61455	2,1						
	3330	2324,10	62616	2,4						
	2915	2032,66	63505	2,7						
	2571	1791,91	64207	3,1						
	2283	1589,68	64804	3,5						
	2037	1417,41	65267	3,9						
	1803	1252,60	67039	4,0						
0,43 0,50	4687	3342,43	23925	0,9	MR676-3E71M/4C	0,67	232	126	IE3	
	4023	2863,86	27958	1,1	NR676-3E71M/4C		244			
					MR676-2E71M/4B	0,71	231		IE2	
					NR676-2E71M/4B		243			
0,56 0,65 0,76 0,88 1,0 1,1 1,3 1,4 1,6 2,0	3699	2578,93	29635	1,2	MR675-3E71M/4C	0,67	230	126	IE3	
	3145	2196,86	32126	1,4	NR675-3E71M/4C		245			
	2707	1888,53	33910	1,6	MR675-2E71M/4B	0,71	229		IE2	
	2351	1638,93	35136	1,8	NR675-2E71M/4B		244			
	2057	1432,74	36125	2,1						
	1809	1259,54	36903	2,4						
	1602	1113,08	37520	2,7						
	1433	995,91	37997	3,0						
	1261	874,56	38465	3,4						
	1056	730,46	39205	4,0						
0,76 0,86 0,96 1,1 1,3	2713	1897,20	21484	1,1	MR575-3E71M/4C	0,67	153	123	IE3	
	2398	1675,43	23125	1,3	NR575-3E71M/4C		149			
	2132	1489,14	24354	1,4	MR575-2E71M/4B	0,71	152		IE2	
	1805	1259,61	25710	1,7	NR575-2E71M/4B		148			
	1639	1140,65	26299	1,8						
1,6 1,9 2,3	1309	574,90	27486	2,3	MR574-3E71M/6D	0,77	139	122	IE3	
	1108	485,89	28085	2,7	NR574-3E71M/6D		135			
	919	402,12	28650	3,3	MR574-2E71M/6C	0,78	138		IE2	
					NR574-2E71M/6C		134			
2,5 3,0	848	574,90	28862	3,5	MR574-3E71M/4C	0,67	134	122	IE3	
	718	485,89	29566	4,0	NR574-3E71M/4C		130			

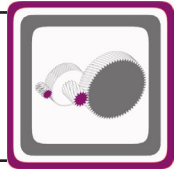
*: IE2 ve IE3 motorlu redüktör fiyatları farklıdır. / Geared motor prices are different for IE2 and IE3 motors. / Preise von Getrieben mit IE2 und IE3 Motoren sind unterschiedlich.



Motorlu Güç Devir Sayfaları


Geared Motors Performance Tables

Leistung und Drehzahlübersicht von Getriebemotoren



Güç	IE3 Çıkış Devri	IE3 Çıkış Momenti	Çevrim Oranı	IE3 Güv. Rad. Yük Çıkış	IE3 Servis Faktörü	Tipi	Anma Akımı	Ağırlık	Ölçü Sayfası	Motor Verim Snf.*																		
Power	Output Speeds	Output Torque	Ratio	Per.O. Loads (Output)	Service Factors	Type	Rated Current	Weight	Dim. Page	Motor Eff. Class																		
Leistung P _g [kW] P _g [HP]	Abtriebswelle Drehzahlen n ₂ [r.p.m]	Abtriebswelle Drehmomente M ₂ [Nm]	Übersetzung i	Zul.Querkräfte (Abtrieb) F _{qam} [N]	Betriebsfaktor f _s	Typ	Nennstrom [A]	Gewicht ~ [kg]	Maße Seite	Motor Effizienz- klasse																		
0,25 0,34	2,5	848	574,90	28862	3,5	MR574-2E71M/4B	0,71	133	122	IE2																		
	3,0	718	485,89	29566	4,0	NR574-2E71M/4B		129																				
	1,1	1852	1285,79	9956	0,8	MR475-3E71M/4C	0,67	102	120	IE3																		
	1,2	1734	1204,49	12492	0,9	NR475-3E71M/4C	0,71	107	101	IE2																		
								MR475-2E71M/4B			101																	
												NR475-2E71M/4B	106															
1,4 1,5 1,8 2,1	1536	674,46	15720	1,0	MR474-3E71M/6D	0,77	97	119	IE3																			
	1373	603,46	17825	1,1	NR474-3E71M/6D		102																					
	1208	529,93	19641	1,3	MR474-2E71M/6C	0,78	96		IE2																			
	1010	442,61	21487	1,5	NR474-2E71M/6C		101																					
2,1 2,4 2,7 3,2 3,4 4,1	996	674,46	21612	1,6	MR474-3E71M/4C	0,67	97	119	IE3																			
	890	603,46	22474	1,7	NR474-3E71M/4C		102																					
	783	529,93	23243	2,0	MR474-2E71M/4B	0,71	96		IE2																			
	655	442,61	24138	2,4	NR474-2E71M/4B		101																					
	619	418,16	24374	2,5																								
	4,1	513	346,07	25032	3,0																							
2,2 2,5	958	421,85	9124	0,9	MR374-3E71M/6D	0,77	60	116	IE3																			
	841	369,93	11344	1,0	NR374-3E71M/6D		65																					
2,7 3,4 3,9 4,4 5,2	771	524,07	12424	1,1	MR374-3E71M/4C	0,67	60	116	IE3																			
										621	421,85	14316	1,3	NR374-3E71M/4C	0,71	59	IE2											
																		545	369,93	15160	1,5	MR374-2E71M/4B	64					
																								482	327,04	15771	1,7	NR374-2E71M/4B
5,9 6,7 8,3	377	157,76	16059	2,2	MR373-3E71M/6D	0,77	60	115	IE3																			
										332	138,72	15496	2,5	NR373-3E71M/6D	0,78	59	IE2											
																		268	111,67	14570	3,1	MR373-2E71M/6C	64					
9,1	244	157,76	14203	3,4	MR373-3E71M/4C	0,67	54	115	IE3																			
										59	NR373-3E71M/4C	0,71	53	IE2														
															59	MR373-2E71M/4B	58											
																		58										
2,5 2,9	839	368,77	-	0,7	MR284-3E71M/6D	0,77	64	113	IE3																			
	736	323,39	5902	0,8	NR284-3E71M/6D		66																					
3,3 3,9 4,4 5,0 6,0	636	431,18	8530	0,9	MR284-3E71M/4C	0,67	64	113	IE3																			
										543	368,77	10258	1,1	NR284-3E71M/4C	0,71	66												
																	477	323,39	11268	1,3	MR284-2E71M/4B	63						
																							422	285,89	11998	1,4	NR284-2E71M/4B	65
6,7 8,1 9,5	330	137,91	12726	1,8	MR283-3E71M/6D	0,77	32	112	IE3																			
										274	114,14	12099	2,2	NR283-3E71M/6D	34													
																234	97,62	11590	2,6	MR283-2E71M/6C	31							
					NR283-2E71M/6C	0,78	31		IE2																			
							33																					

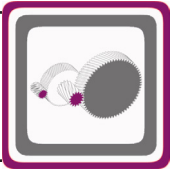
*: IE2 ve IE3 motorlu redüktör fiyatları farklıdır. / Geared motor prices are different for IE2 and IE3 motors. / Preise von Getrieben mit IE2 und IE3 Motoren sind unterschiedlich.



Motorlu Güç Devir Sayfaları


Geared Motors Performance Tables

Leistung und Drehzahlübersicht von Getriebemotoren



Güç	IE3 Çıkış Devri	IE3 Çıkış Momenti	Çevrim Oranı	IE3 Güv. Rad. Yük Çıkış Per.O. Loads (Output)	IE3 Servis Faktörü	Tipi	Anma Akımı	Ağırlık	Ölçü Sayfası	Motor Verim Snf.*
Power	Output Speeds	Output Torque	Ratio	Per.O. Loads (Output)	Service Factors	Type	Rated Current	Weight	Dim. Page	Motor Eff. Class
Leistung P _g [KW] P _g [HP]	Abtriebswelle Drehzahlen n ₂ [r.p.m]	Abtriebswelle Drehmomente M ₂ [Nm]	Übersetzung i	Zül.Querkräfte (Abtrieb) F _{qam} [N]	Betriebsfaktor f _s	Typ	Nennstrom [A]	Gewicht ~ [kg]	Maße Seite	Motor Effizienz-klasse
0,25 0,34	10	214	137,91	11308	2,8	MR283-3E71M/4C	0,67	32	112	IE3
	13	177	114,14	10715	3,4	NR283-3E71M/4C		34		
	4,0	516	358,33	6211	0,9	MR275-3E71M/4C	0,67	47	111	IE3
	4,3	480	332,52	6518	0,9	NR275-3E71M/4C		49		
	5,7	364	252,20	7338	1,2	MR275-2E71M/4B	0,71	46		IE2
						NR275-2E71M/4B		48		
	6,7	332	138,55	7529	1,4	MR273-3E71M/6D	0,77	32	110	IE3
	7,7	290	121,03	7762	1,6	NR273-3E71M/6D		34		
	8,2	272	113,52	7855	1,7	MR273-2E71M/6C	0,78	31		IE2
	9,6	232	96,52	8057	1,9	NR273-2E71M/6C		33		
	10	215	138,55	8128	2,1	MR273-3E71M/4C	0,67	32	110	IE3
	12	188	121,03	8249	2,4	NR273-3E71M/4C		34		
	13	176	113,52	8299	2,6	MR273-2E71M/4B	0,71	31		IE2
	15	150	96,52	8413	3,0	NR273-2E71M/4B		33		
	17	130	83,83	8486	3,4					
	14	163	68,03	8313	1,7	MR203-3E71M/6D	0,77	30	109	IE3
	16	143	59,43	8306	2,0	NR203-3E71M/6D		32		
	17	134	55,74	8159	2,1	MR203-2E71M/6C	0,78	29		IE2
						NR203-2E71M/6C		31		
	21	106	68,03	7635	2,6	MR203-3E71M/4C	0,67	30	109	IE3
	24	93	59,43	7342	3,0	NR203-3E71M/4C		32		
	26	87	55,74	7206	3,2	MR203-2E71M/4B	0,71	29		IE2
	30	74	47,39	6868	3,8	NR203-2E71M/4B		31		
	9,4	237	99,21	5448	0,8	MR173-3E71M/6D	0,77	19	109	IE3
	11	210	87,60	5550	1,0	NR173-3E71M/6D		21		
						MR173-2E71M/6C	0,78	18		IE2
						NR173-2E71M/6C		20		
	14	154	99,21	5213	1,3	MR173-3E71M/4C	0,67	20	108	IE3
	16	136	87,60	5070	1,5	NR173-3E71M/4C		21		
	18	127	81,82	4991	1,6	MR173-2E71M/4B	0,71	19		IE2
	21	107	69,16	4794	1,9	NR173-2E71M/4B		20		
	25	90	57,76	4582	2,2					
	29	78	49,81	4408	2,6					
	31	71	45,90	4313	2,8					
	33	67	42,87	4234	3,0					
	40	56	36,24	4043	3,5					
	18	121	50,51	3300	1,2	MR103-3E71M/6D	0,77	19	107	IE3
	21	107	44,60	3224	1,3	NR103-3E71M/6D		21		
	22	100	41,66	3180	1,4	MR103-2E71M/6C	0,78	18		IE2
						NR103-2E71M/6C		20		
	28	79	50,51	3020	1,8	MR103-3E71M/4C	0,67	18	107	IE3
	32	69	44,60	2935	2,0	NR103-3E71M/4C		19		
	34	65	41,66	2888	2,2	MR103-2E71M/4B	0,71	17		IE2
	41	55	35,21	2771	2,6	NR103-2E71M/4B		18		
	44	50	32,25	2710	2,8					
	49	46	29,40	2646	3,0					

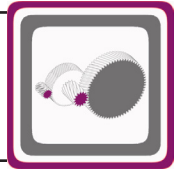
*: IE2 ve IE3 motorlu redüktör fiyatları farklıdır. / Geared motor prices are different for IE2 and IE3 motors. / Preise von Getrieben mit IE2 und IE3 Motoren sind unterschiedlich.



Motorlu Güç Devir Sayfaları


Geared Motors Performance Tables

Leistung und Drehzahlübersicht von Getriebemotoren



Güç	IE3 Çıkış Devri	IE3 Çıkış Momenti	Çevrim Oranı	IE3 Güv. Rad. Yük Çıkış	IE3 Servis Faktörü	Tipi	Anma Akımı	Ağırlık	Ölçü Sayfası	Motor Verim Snf.*
Power	Output Speeds	Output Torque	Ratio	Per.O. Loads (Output)	Service Factors	Type	Rated Current	Weight	Dim. Page	Motor Eff. Class
Leistung P _g [kW] P _g [HP]	Abtriebswelle Drehzahlen n ₂ [r.p.m]	Abtriebswelle Drehmomente M ₂ [Nm]	Übersetzung i	Zul.Querkräfte (Abtrieb) F _{qam} [N]	Betriebsfaktor f _s	Typ	Nennstrom [A]	Gewicht ~ [kg]	Maße Seite	Motor Effizienz-klasse
0,25 0,34	57	39	24,86	2508	3,3	MR103-3E71M/4C NR103-3E71M/4C MR103-2E71M/4B NR103-2E71M/4B	0,67 0,71	18 19 17 18	107	IE3 IE2
	21	108	45,18	1892	0,8	MR003-3E71M/6D	0,77	15	106	IE3
	23	96	40,04	2009	0,9	NR003-3E71M/6D		16		
	29	77	32,02	2248	1,1	MR003-2E71M/6C NR003-2E71M/6C	0,78	14 15		IE2
	32	70	45,18	2304	1,2	MR003-3E71M/4C	0,67	14	106	IE3
	36	62	40,04	2337	1,3	NR003-3E71M/4C		15		
	45	50	32,02	2418	1,7	MR003-2E71M/4B	0,71	13		IE2
	51	44	28,38	2410	1,9	NR003-2E71M/4B		14		
	59	38	24,13	2406	2,2					
	68	33	21,26	2364	2,5					
69	32	20,66	2385	2,5						
75	30	19,17	2370	2,7						
79	28	18,20	2335	2,9						
85	26	16,89	2317	3,1						
98	23	14,67	2248	3,6						
105	21	13,61	2226	3,8						
0,37 0,50	129	18	11,14	2172	3,7	MR002-3E71M/4C	0,67	14	106	IE3
	145	16	9,87	2080	4,0	NR002-3E71M/4C		15		
	165	14	8,70	1990	4,0	MR002-2E71M/4B	0,71	13		IE2
	170	13	8,45	1967	4,0	NR002-2E71M/4B		14		
	183	12	7,84	1915	4,0					
	193	12	7,45	1881	4,0					
	208	11	6,91	1832	4,0					
	239	10	6,00	1745	4,0					
	258	9	5,57	1699	4,0					
	315	7	4,56	1588	4,0					
	368	6	3,90	1503	4,0					
	397	6	3,62	1464	4,0					
	411	5	6,91	1439	4,0	MR002-G63/2b	0,67	13	106	IE1
	473	5	6,00	1372	4,0	NR002-G63/2b		14		
510	4	5,57	1337	4,0						
623	4	4,56	1250	4,0						
728	3	3,90	1184	4,0						
785	3	3,62	1154	4,0						
0,37 0,50	0,20	15380	7233,00	56000	0,8	MR876-3E71M/4D	0,97	600	132	IE3
	0,23	13437	6313,78	69831	1,0	NR876-3E71M/4D		612		
	0,26	11862	5569,66	78738	1,1	MR876-2E71M/4C	1,00	599		IE2
	0,29	10559	4954,95	85048	1,2	NR876-2E71M/4C		611		
	0,32	9464	4438,59	89697	1,4					
	0,37	8312	3892,30	94366	1,6					
	0,42	7360	3441,02	97651	1,8					
	0,50	6203	2894,28	101417	2,1					
	0,58	5283	2460,65	104164	2,5					
	0,68	4535	2108,33	106252	2,9					
	0,75	4223	1924,32	107085	3,1	MR875-3E71M/4D	0,97	597	132	IE3
	0,84	3738	1700,56	108338	3,5	NR875-3E71M/4D		607		
	0,94	3345	1521,55	109316	3,9	MR875-2E71M/4C NR875-2E71M/4C	1,00	596 606		IE2

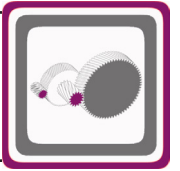
*: IE2 ve IE3 motorlu redüktör fiyatları farklıdır. / Geared motor prices are different for IE2 and IE3 motors. / Preise von Getrieben mit IE2 und IE3 Motoren sind unterschiedlich.



Motorlu Güç Devir Sayfaları


Geared Motors Performance Tables

Leistung und Drehzahlübersicht von Getriebemotoren



Güç	IE3 Çıkış Devri	IE3 Çıkış Momenti	Çevrim Oranı	IE3 Güv. Rad. Yük Çıkış Per.O. Loads (Output)	IE3 Servis Faktörü	Tipi	Anma Akımı	Ağırlık	Ölçü Sayfası	Motor Verim Snf.*	
Power	Output Speeds	Output Torque	Ratio	Per.O. Loads (Output)	Service Factors	Type	Rated Current	Weight	Dim. Page	Motor Eff. Class	
Leistung P _g [kW] P _g [HP]	Abtriebswelle Drehzahlen n ₂ [r.p.m]	Abtriebswelle Drehmomente M ₂ [Nm]	Übersetzung i	Zul.Querkräfte (Abtrieb) F _{qam} [N]	Betriebsfaktor f _s	Typ	Nennstrom [A]	Gewicht ~ [kg]	Maße Seite	Motor Effizienz-klasse	
0,37 0,50	0,38	8322	3814,39	47598	1,0	MR775-3E71M/4D	0,97	265	129	IE3	
	0,46	6791	3103,85	53223	1,2	NR775-3E71M/4D		323			
	0,53	5862	2684,10	56209	1,4	MR775-2E71M/4C	1,00	264		IE2	
	0,62	5081	2324,10	58419	1,6	NR775-2E71M/4C		322			
	0,71	4447	2032,66	59983	1,8						
	0,80	3923	1791,91	61263	2,0						
	0,90	3483	1589,68	62276	2,3						
	1,0	3107	1417,41	63098	2,6						
	1,1	2751	1252,60	63844	2,9						
	1,3	2462	1120,74	64424	3,2						
	1,5	2166	984,18	65025	3,7						
		1,6	2072	594,92	65180	3,9	MR774-3E80M/6B	1,03	245	128	IE3
		1,7	1855	532,29	66612	4,0	NR774-3E80M/6B MR774-2E80M/6A NR774-2E80M/6A	1,08	302 244 301		IE2
		0,76	4130	1888,53	27370	1,0	MR675-3E71M/4D	0,97	229	126	IE3
		0,88	3587	1638,93	30178	1,2	NR675-3E71M/4D		245		
	1,0	3138	1432,74	32158	1,4	MR675-2E71M/4C	1,00	228		IE2	
	1,1	2761	1259,54	33706	1,6	NR675-2E71M/4C		244			
	1,3	2444	1113,08	34869	1,8						
	1,4	2187	995,91	35696	2,0						
	1,6	1924	874,56	36548	2,2						
	1,9	1742	500,39	37113	2,5	MR674-3E80M/6B	1,03	219	125	IE3	
	2,1	1542	442,20	37697	2,8	NR674-3E80M/6B		235			
	2,5	1312	376,69	38334	3,3	MR674-2E80M/6A	1,08	218		IE2	
	2,9	1130	323,82	38814	3,8	NR674-2E80M/6A		234			
	3,3	982	281,02	40076	4,0						
	1,1	2754	1259,61	21254	1,1	MR575-3E71M/4D	0,97	153	123	IE3	
	1,3	2500	1140,65	22616	1,2	NR575-3E71M/4D		150			
	1,5	2115	964,05	24428	1,4	MR575-2E71M/4C NR575-2E71M/4C	1,00	152 149		IE2	
	1,6	1997	574,90	24897	1,5	MR574-3E80M/6B	1,03	139	122	IE3	
	1,9	1690	485,89	26116	1,8	NR574-3E80M/6B		135			
	2,3	1402	402,12	27150	2,1	MR574-2E80M/6A NR574-2E80M/6A	1,08	138 134		IE2	
	2,5	1294	574,90	27504	2,3	MR574-3E71M/4D	0,97	134	122	IE3	
	3,0	1095	485,89	28136	2,7	NR574-3E71M/4D		130			
	3,6	909	402,12	28679	3,3	MR574-2E71M/4C	1,00	133		IE2	
	4,2	778	343,91	29072	3,9	NR574-2E71M/4C		129			
	4,8	683	301,59	29992	4,0						
	4,9	659	291,25	30274	4,0						
	1,8	1843	529,93	10176	0,8	MR474-3E80M/6B	1,03	137	119	IE3	
	2,1	1541	442,61	15686	1,0	NR474-3E80M/6B MR474-2E80M/6A NR474-2E80M/6A	1,08	142 136 141		IE2	
	2,1	1519	674,46	15971	1,0	MR474-3E71M/4D	0,97	132	119	IE3	
	2,4	1358	603,46	18007	1,1	NR474-3E71M/4D		137			
	2,7	1194	529,93	19777	1,3	MR474-2E71M/4C	1,00	131		IE2	
	3,2	999	442,61	21584	1,6	NR474-2E71M/4C		136			
	3,4	944	418,16	22042	1,6						

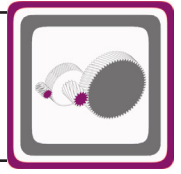
*: IE2 ve IE3 motorlu redüktör fiyatları farklıdır. / Geared motor prices are different for IE2 and IE3 motors. / Preise von Getrieben mit IE2 und IE3 Motoren sind unterschiedlich.



Motorlu Güç Devir Sayfaları


Geared Motors Performance Tables

Leistung und Drehzahlübersicht von Getriebemotoren



Güç	IE3 Çıkış Devri	IE3 Çıkış Momenti	Çevrim Oranı	IE3 Güv. Rad. Yük Çıkış	IE3 Servis Faktörü	Tipi	Anma Akımı	Ağırlık	Ölçü Sayfası	Motor Verim Sınıfı*								
Power	Output Speeds	Output Torque	Ratio	Per.O. Loads (Output)	Service Factors	Type	Rated Current	Weight	Dim. Page	Motor Eff. Class								
Leistung P _g [kW] P _g [HP]	Abtriebswelle Drehzahlen n ₂ [r.p.m]	Abtriebswelle Drehmomente M ₂ [Nm]	Übersetzung i	Zul.Querkräfte (Abtrieb) F _{qam} [N]	Betriebsfaktor f _s	Typ	Nennstrom [A]	Gewicht ~ [kg]	Maße Seite	Motor Effizienz- klasse								
0,37 0,50	4,1	783	346,07	23240	2,0	MR474-3E71M/4D	0,97	132	119	IE3								
						NR474-3E71M/4D		137		IE3								
	4,2 4,8 5,9 6,7 7,4	776 688 561 496 444	219,00 194,05 157,90 139,54 124,85	23300 23923 24750 25142 25445	2,0 2,3 2,8 3,1 3,5	MR473-3E80M/6B	1,03	87	118	IE3								
						NR473-3E80M/6B		90		IE3								
						MR473-2E80M/6A		1,08		86	IE2							
						NR473-2E80M/6A				89								
								3,4 3,9 4,4 5,2		948 832 736 620	421,85 369,93 327,04 275,08	9355 11517 12918 14359	0,9 1,0 1,1 1,3	MR374-3E71M/4D	0,97	60	116	IE3
														NR374-3E71M/4D		65		IE3
MR374-2E71M/4C	1,00	59	IE2															
NR374-2E71M/4C		64																
	5,9 6,7 8,3	558 491 396	157,76 138,72 111,67	15027 14902 14092	1,5 1,7 2,1	MR373-3E80M/6B	1,03	65	115	IE3								
						NR373-3E80M/6B		70		IE3								
						MR373-2E80M/6A		1,08		64	IE2							
NR373-2E80M/6A	69																	
	9,1 10 13 15	363 319 257 226	157,76 138,72 111,67 97,92	13765 13294 12515 12056	2,3 2,6 3,2 3,6	MR373-3E71M/4D	0,97	54	115	IE3								
						NR373-3E71M/4D		59		IE3								
						MR373-2E71M/4C		1,00		53	IE2							
						NR373-2E71M/4C				58								
	5,0	644	285,89	8353	0,9	MR284-3E71M/4D	0,97	64	113	IE3								
						NR284-3E71M/4D		66		IE3								
						MR284-2E71M/4C		1,00		63	IE2							
						NR284-2E71M/4C				65								
	6,7 8,1 9,5	488 405 346	137,91 114,14 97,62	11107 11559 11129	1,2 1,5 1,7	MR283-3E80M/6B	1,03	44	112	IE3								
						NR283-3E80M/6B		46		IE3								
						MR283-2E80M/6A		1,08		43	IE2							
NR283-2E80M/6A	45																	
	10 13 15 17	317 263 225 198	137,91 114,14 97,62 85,60	10885 10365 9940 9588	1,9 2,3 2,7 3,0	MR283-3E71M/4D	0,97	40	112	IE3								
						NR283-3E71M/4D		43		IE3								
						MR283-2E71M/4C		1,00		39	IE2							
						NR283-2E71M/4C				42								
	6,7 7,7 8,2 9,6	491 429 403 342	138,55 121,03 113,52 96,52	6429 6901 7085 7456	0,9 1,0 1,1 1,3	MR273-3E80M/6B	1,03	32	110	IE3								
						NR273-3E80M/6B		35		IE3								
						MR273-2E80M/6A		1,08		32	IE2							
						NR273-2E80M/6A				35								
	10 12 13 15 17 20 24	319 279 262 223 194 170 140	138,55 121,03 113,52 96,52 83,83 73,35 60,66	7603 7811 7900 8092 8224 8328 7788	1,4 1,6 1,7 2,0 2,3 2,7 3,2	MR273-3E71M/4D	0,97	30	110	IE3								
						NR273-3E71M/4D		33		IE3								
						MR273-2E71M/4C		1,00		29	IE2							
						NR273-2E71M/4C				32								

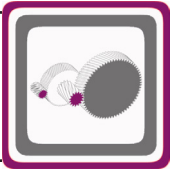
*: IE2 ve IE3 motorlu redüktör fiyatları farklıdır. / Geared motor prices are different for IE2 and IE3 motors. / Preise von Getrieben mit IE2 und IE3 Motoren sind unterschiedlich.



Motorlu Güç Devir Sayfaları


Geared Motors Performance Tables

Leistung und Drehzahlübersicht von Getriebemotoren



Güç	IE3 Çıkış Devri	IE3 Çıkış Momenti	Çevrim Oranı	IE3 Güv. Rad. Yük Çıkış Per.O. Loads (Output)	IE3 Servis Faktörü	Tipi	Anma Akımı	Ağırlık	Ölçü Sayfası	Motor* Verim Snf.
Power	Output Speeds	Output Torque	Ratio	Per.O. Loads (Output)	Service Factors	Type	Rated Current	Weight	Dim. Page	Motor Eff. Class
Leistung P _g [KW] P _g [HP]	Abtriebswelle Drehzahlen n ₂ [r.p.m]	Abtriebswelle Drehmomente M ₂ [Nm]	Übersetzung i	Zul.Querkräfte (Abtrieb) F _{qam} [N]	Betriebsfaktor f _s	Typ	Nennstrom [A]	Gewicht ~ [kg]	Maße Seite	Motor Effizienz- klasse
0,37 0,50	14	242	68,03	8002	1,2	MR203-3E80M/6B	1,03	37	109	IE3
	16	211	59,43	7965	1,3	NR203-3E80M/6B		39		
	17	198	55,74	7840	1,4	MR203-2E80M/6A NR203-2E80M/6A	1,08	36 38		IE2
	21	157	68,03	7382	1,8	MR203-3E71M/4D	0,97	35	109	IE3
	24	137	59,43	7121	2,0	NR203-3E71M/4D		38		
	26	129	55,74	6998	2,2	MR203-2E71M/4C	1,00	34		IE2
	30	110	47,39	6692	2,6	NR203-2E71M/4C		37		
	33	102	43,94	6552	2,7					
	35	95	41,16	6432	2,9					
	40	84	36,02	6190	3,4					
	14	228	99,21	4779	0,9	MR173-3E71M/4D	0,97	20	108	IE3
	16	202	87,60	4687	1,0	NR173-3E71M/4D		21		
	18	189	81,82	4633	1,1	MR173-2E71M/4C	1,00	19		IE2
	21	159	69,16	4491	1,3	NR173-2E71M/4C		20		
	25	133	57,76	4329	1,5					
29	115	49,81	4190	1,7						
31	106	45,90	4112	1,9						
33	99	42,87	4047	2,0						
40	84	36,24	3884	2,4						
47	70	30,26	3710	2,9						
55	61	26,10	3568	3,3						
18	179	50,51	2938	0,8	MR103-3E80M/6B	1,03	22	107	IE3	
21	159	44,60	2904	0,9	NR103-3E80M/6B		24			
22	148	41,66	2881	0,9	MR103-2E80M/6A NR103-2E80M/6A	1,08	21 23		IE2	
28	117	50,51	2785	1,2	MR103-3E71M/4D	0,97	19	107	IE3	
32	103	44,60	2727	1,4	NR103-3E71M/4D		20			
34	96	41,66	2694	1,5	MR103-2E71M/4C	1,00	18		IE2	
41	81	35,21	2607	1,7	NR103-2E71M/4C		19			
44	75	32,25	2560	1,9						
49	68	29,40	2509	2,1						
58	57	24,86	2374	2,3						
65	51	21,96	2308	2,4						
70	48	20,51	2272	2,5						
83	40	17,33	2181	2,7						
90	37	15,95	2161	3,1	MR102-3E71M/4D	0,97	19	107	IE3	
102	33	14,08	2091	3,3	NR102-3E71M/4D		20			
109	31	13,15	2053	3,4	MR102-2E71M/4C NR102-2E71M/4C	1,00	18 19		IE2	
32	104	45,18	1350	0,8	MR003-3E71M/4D	0,97	15	106	IE3	
36	92	40,04	1480	0,9	NR003-3E71M/4D		16			
45	74	32,02	1741	1,1	MR003-2E71M/4C	1,00	14		IE2	
51	66	28,38	1803	1,3	NR003-2E71M/4C		15			
59	56	24,13	1890	1,5						
68	49	21,26	1896	1,7						
69	48	20,66	1943	1,7						
75	44	19,17	1960	1,8						
79	42	18,20	1935	1,9						
85	39	16,89	1946	2,1						
98	34	14,67	1911	2,4						
105	32	13,61	1913	2,5						

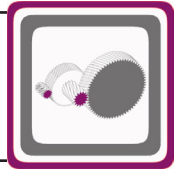
*: IE2 ve IE3 motorlu redüktör fiyatları farklıdır. / Geared motor prices are different for IE2 and IE3 motors. / Preise von Getrieben mit IE2 und IE3 Motoren sind unterschiedlich.



Motorlu Güç Devir Sayfaları


Geared Motors Performance Tables

Leistung und Drehzahlübersicht von Getriebemotoren



Güç	IE3 Çıkış Devri	IE3 Çıkış Momenti	Çevrim Oranı	IE3 Güv. Rad. Yük Çıkış	IE3 Servis Faktörü	Tipi	Anma Akımı	Ağırlık	Ölçü Sayfası	Motor Verim Sınıfı*	
Power	Output Speeds	Output Torque	Ratio	Per.O. Loads (Output)	Service Factors	Type	Rated Current	Weight	Dim. Page	Motor Eff. Class	
Leistung P _g [kW] P _g [HP]	Abtriebswelle Drehzahlen n ₂ [r.p.m]	Abtriebswelle Drehmomente M ₂ [Nm]	Übersetzung i	Zul.Querkräfte (Abtrieb) F _{qam} [N]	Betriebsfaktor f _s	Typ	Nennstrom [A]	Gewicht ~ [kg]	Maße Seite	Motor Effizienz- klasse	
0,37 0,50	129	26	11,14	2084	2,5	MR002-3E71M/4D	0,97	15	106	IE3	
	145	23	9,87	2038	3,4	NR002-3E71M/4D		16			
	165	20	8,70	1981	3,6	MR002-2E71M/4C	1,00	14		IE2	
	170	20	8,45	1987	3,7	NR002-2E71M/4C		15			
	183	18	7,84	1950	3,9						
	193	18	7,45	1916	4,0						
	208	16	6,91	1864	4,0						
	239	14	6,00	1774	4,0						
	258	13	5,57	1726	4,0						
	315	11	4,56	1614	4,0						
	368	9	3,90	1525	4,0						
	397	9	3,62	1484	4,0						
		410	8	6,91	1458	4,0	MR002-3E71M/2B	0,86	15	106	IE3
		472	7	6,00	1388	4,0	NR002-3E71M/2B		16		
	508	7	5,57	1352	4,0	MR002-2E71M/2A	0,90	14		IE2	
	621	5	4,56	1264	4,0	NR002-2E71M/2A		15			
0,55 0,75	0,21	21545	6842,29	68090	0,8	MR976-3E80M/4C	1,34	1103	135	IE3	
	0,27	16906	5357,43	101458	1,1	NR976-3E80M/4C		1153			
	0,32	14152	4474,67	115408	1,3	MR976-2E80M/4B	1,45	1102		IE2	
	0,34	13380	4227,50	118840	1,3	NR976-2E80M/4B		1152			
	0,40	11392	3594,81	126893	1,6						
	0,51	9019	2836,64	135261	2,0						
		0,71	6576	2027,97	142495	2,7	MR975-3E80M/4C	1,34	1101	135	IE3
		0,80	5908	1820,78	144369	3,0	NR975-3E80M/4C		1151		
		0,93	5033	1552,10	146710	3,6	MR975-2E80M/4B	1,45	1100		IE2
							NR975-2E80M/4B		1150		
		0,29	15534	4954,95	54775	0,8	MR876-3E80M/4C	1,34	603	132	IE3
		0,33	13922	4438,59	66738	0,9	NR876-3E80M/4C		613		
		0,37	12229	3892,30	76803	1,1	MR876-2E80M/4B	1,45	602		IE2
		0,42	10827	3441,02	83816	1,2	NR876-2E80M/4B		612		
	0,50	9125	2894,28	91140	1,4						
	0,59	7772	2460,65	96066	1,7						
	0,69	6671	2108,33	99936	1,9						
	0,75	6212	1924,32	101388	2,1	MR875-3E80M/4C	1,34	599	132	IE3	
	0,85	5499	1700,56	103540	2,4	NR875-3E80M/4C		609			
	0,95	4921	1521,55	105192	2,6	MR875-2E80M/4B	1,45	598		IE2	
	1,1	4328	1336,15	106805	3,0	NR875-2E80M/4B		608			
	1,2	3924	1210,51	107862	3,3						
	1,4	3395	1049,18	109192	3,8						
	0,62	7474	2324,10	50893	1,1	MR775-3E80M/4C	1,34	340	129	IE3	
	0,71	6542	2032,66	54099	1,2	NR775-3E80M/4C		415			
	0,81	5772	1791,91	56474	1,4	MR775-2E80M/4B	1,45	339		IE2	
	0,91	5124	1589,68	58302	1,6	NR775-2E80M/4B		414			
	1,0	4571	1417,41	59749	1,8						
	1,2	4047	1252,60	61036	2,0						
	1,3	3622	1120,74	61934	2,2						
	1,5	3186	984,18	62905	2,5						

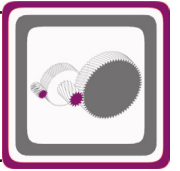
*: IE2 ve IE3 motorlu redüktör fiyatları farklıdır. / Geared motor prices are different for IE2 and IE3 motors. / Preise von Getrieben mit IE2 und IE3 Motoren sind unterschiedlich.



Motorlu Güç Devir Sayfaları


Geared Motors Performance Tables

Leistung und Drehzahlübersicht von Getriebemotoren



Güç	IE3 Çıkış Devri	IE3 Çıkış Momenti	Çevrim Oranı	IE3 Güv. Rad. Yük Çıkış Per.O. Loads (Output)	IE3 Servis Faktörü	Tipi	Anma Akımı	Ağırlık	Ölçü Sayfası	Motor Verim Snf.*
Power	Output Speeds	Output Torque	Ratio	Per.O. Loads (Output)	Service Factors	Type	Rated Current	Weight	Dim. Page	Motor Eff. Class
Leistung P _g [kW] P _g [HP]	Abtriebswelle Drehzahlen n ₂ [r.p.m]	Abtriebswelle Drehmomente M ₂ [Nm]	Übersetzung i	Zul.Querkräfte (Abtrieb) F _{qam} [N]	Betriebsfaktor f _s	Typ	Nennstrom [A]	Gewicht ~ [kg]	Maße Seite	Motor Effizienz-klasse
0,55 0,75	1,6	3064	594,92	63237	2,6	MR774-3E80M/6C	1,47	318	128	IE3
	1,8	2742	532,29	63901	2,9	NR774-3E80M/6C		393		
	2,0	2412	467,43	64555	3,3	MR774-2E80M/6B	1,50	318		IE2
	2,2	2160	418,17	65036	3,7	NR774-2E80M/6B		393		
	2,4	1976	594,92	65557	4,0	MR774-3E80M/4C	1,34	315	128	IE3
	2,7	1768	532,29	67316	4,0	NR774-3E80M/4C		391		
						MR774-2E80M/4B	1,45	314		IE2
						NR774-2E80M/4B		390		
	1,0	4616	1432,74	24312	0,9	MR675-3E80M/4C	1,34	245	126	IE3
	1,2	4061	1259,54	27791	1,1	NR675-3E80M/4C		255		
	1,3	3595	1113,08	30140	1,2	MR675-2E80M/4B	1,45	244		IE2
	1,5	3218	995,91	31852	1,3	NR675-2E80M/4B		254		
	1,7	2831	874,56	33435	1,5					
	1,9	2576	500,39	34368	1,7	MR674-3E80M/6C	1,47	223	125	IE3
	2,1	2280	442,20	35434	1,9	NR674-3E80M/6C		233		
	2,5	1940	376,69	36540	2,2	MR674-2E80M/6B	1,50	223		IE2
						NR674-2E80M/6B		233		
	2,9	1661	500,39	37329	2,6	MR674-3E80M/4C	1,34	220	125	IE3
	3,3	1471	442,20	37879	2,9	NR674-3E80M/4C		231		
	3,8	1251	376,69	38481	3,4	MR674-2E80M/4B	1,45	219		IE2
	4,5	1077	323,82	38934	4,0	NR674-2E80M/4B		230		
	5,2	936	281,02	40572	4,0					
	1,6	2953	574,90	20079	1,0	MR574-3E80M/6C	1,47	153	122	IE3
	1,9	2499	485,89	22620	1,2	NR574-3E80M/6C		149		
	2,3	2073	402,12	24611	1,4	MR574-2E80M/6B	1,50	153		IE2
						NR574-2E80M/6B		149		
	2,5	1904	574,90	25317	1,6	MR574-3E80M/4C	1,34	151	122	IE3
	3,0	1611	485,89	26441	1,9	NR574-3E80M/4C		146		
	3,6	1337	402,12	27394	2,2	MR574-2E80M/4B	1,45	150		IE2
	4,2	1144	343,91	27973	2,6	NR574-2E80M/4B		145		
	4,8	1005	301,59	28399	3,0					
	5,0	969	291,25	28504	3,1					
	5,6	863	258,87	28839	3,5					
	6,5	738	221,40	29303	4,0					
	7,5	649	194,15	30390	4,0					
	2,7	1769	529,93	12048	0,9	MR474-3E80M/4C	1,34	133	119	IE3
	3,3	1480	442,61	16591	1,1	NR474-3E80M/4C		137		
	3,4	1399	418,16	17641	1,1	MR474-2E80M/4B	1,45	132		IE2
	4,2	1160	346,07	20191	1,3	NR474-2E80M/4B		136		
	4,3	1150	219,00	20209	1,3	MR473-3E80M/6C	1,47	111	118	IE3
	4,8	1019	194,05	21411	1,5	NR473-3E80M/6C		114		
	5,9	831	157,90	22920	1,9	MR473-2E80M/6B	1,50	111		IE2
						NR473-2E80M/6B		114		
	6,6	743	219,00	23568	2,1	MR473-3E80M/4C	1,34	111	118	IE3
	7,5	658	194,05	24146	2,4	NR473-3E80M/4C		114		
	9,2	537	157,90	24420	2,9	MR473-2E80M/4B	1,45	110		IE2
	10	475	139,54	23561	3,3	NR473-2E80M/4B		113		
	12	425	124,85	22805	3,6					

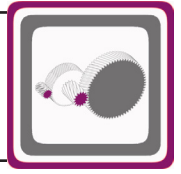
*: IE2 ve IE3 motorlu redüktör fiyatları farklıdır. / Geared motor prices are different for IE2 and IE3 motors. / Preise von Getrieben mit IE2 und IE3 Motoren sind unterschiedlich.



Motorlu Güç Devir Sayfaları


Geared Motors Performance Tables

Leistung und Drehzahlübersicht von Getriebemotoren



Güç	IE3 Çıkış Devri	IE3 Çıkış Momenti	Çevrim Oranı	IE3 Güv. Rad. Yük Çıkış	IE3 Servis Faktörü	Tipi	Anma Akımı	Ağırlık	Ölçü Sayfası	Motor*
Power	Output Speeds	Output Torque	Ratio	Per.O. Loads (Output)	Service Factors	Type	Rated Current	Weight	Dim. Page	Motor Eff. Class
Leistung P _g [kW] P _g [HP]	Abtriebswelle Drehzahlen n ₂ [r.p.m]	Abtriebswelle Drehmomente M ₂ [Nm]	Übersetzung i	Zul.Querkräfte (Abtrieb) F _{qam} [N]	Betriebsfaktor f _s	Typ	Nennstrom [A]	Gewicht ~ [kg]	Maße Seite	Motor Effizienz- klasse
0,55 0,75	5,3	912	275,08	10080	0,9	MR374-3E80M/4C	1,34	66	116	IE3
						NR374-3E80M/4C				
	5,9 6,7 8,4	827 728 586	157,76 138,72 111,67	11575 13026 13358	1,0 1,1 1,4	MR373-3E80M/6C	1,47	58	115	IE3
						NR373-3E80M/6C				
						MR373-2E80M/6B				
	9,2 10 13 15 17 20 23	534 470 379 333 294 248 211	157,76 138,72 111,67 97,92 86,57 72,81 61,91	13077 12684 12018 11616 11242 10724 10249	1,5 1,7 2,2 2,5 2,8 3,3 3,9	MR373-3E80M/4C	1,34	66	115	IE3
						NR373-3E80M/4C				
						MR373-2E80M/4B				
						NR373-2E80M/4B				
						MR373-2E80M/4B				
						NR373-2E80M/4B				
						NR373-2E80M/4B				
	6,8 8,2 9,6	724 600 513	137,91 114,14 97,62	6313 9261 10425	0,8 1,0 1,2	MR283-3E80M/6C	1,47	46	112	IE3
						NR283-3E80M/6C				
						MR283-2E80M/6B				
	11 13 15 17 19 23 27	467 387 331 291 258 217 185	137,91 114,14 97,62 85,60 75,68 63,65 54,12	10229 9817 9468 9171 8892 8502 8140	1,3 1,5 1,8 2,1 2,3 2,8 3,2	MR283-3E80M/4C	1,34	48	112	IE3
						NR283-3E80M/4C				
						MR283-2E80M/4B				
						NR283-2E80M/4B				
						NR283-2E80M/4B				
						NR283-2E80M/4B				
						NR283-2E80M/4B				
	9,7	507	96,52	6289	0,9	MR273-3E80M/6C	1,47	31	110	IE3
						NR273-3E80M/6C				
						MR273-2E80M/6B				
	10 12 13 15 17 20 24 29 34 40	470 411 385 328 285 250 207 173 145 125	138,55 121,03 113,52 96,52 83,83 73,35 60,66 50,59 42,41 36,55	6598 7030 7199 7553 7789 7970 7896 7388 6930 6568	1,0 1,1 1,2 1,4 1,6 1,8 2,2 2,6 3,1 3,6	MR273-3E80M/4C	1,34	33	110	IE3
						NR273-3E80M/4C				
						MR273-2E80M/4B				
						NR273-2E80M/4B				
						NR273-2E80M/4B				
						NR273-2E80M/4B				
						NR273-2E80M/4B				
						NR273-2E80M/4B				
						NR273-2E80M/4B				
						NR273-2E80M/4B				
	14 16 17	358 313 294	68,03 59,43 55,74	7417 7446 7352	0,8 0,9 1,0	MR203-3E80M/6C	1,47	34	109	IE3
						NR203-3E80M/6C				
						MR203-2E80M/6B				
	21 24 26 31 33 35	231 202 190 161 150 140	68,03 59,43 55,74 47,39 43,94 41,16	6986 6773 6671 6411 6290 6185	1,2 1,4 1,5 1,7 1,9 2,0	MR203-3E80M/4C	1,34	34	109	IE3
						NR203-3E80M/4C				
						MR203-2E80M/4B				
						NR203-2E80M/4B				
						NR203-2E80M/4B				
						NR203-2E80M/4B				
						NR203-2E80M/4B				

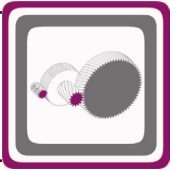
*: IE2 ve IE3 motorlu redüktör fiyatları farklıdır. / Geared motor prices are different for IE2 and IE3 motors. / Preise von Getrieben mit IE2 und IE3 Motoren sind unterschiedlich.



Motorlu Güç Devir Sayfaları


Geared Motors Performance Tables

Leistung und Drehzahlübersicht von Getriebemotoren



Güç	IE3 Çıkış Devri	IE3 Çıkış Momenti	Çevrim Oranı	IE3 Güv. Rad. Yük Çıkış Per.O. Loads (Output)	IE3 Servis Faktörü	Tipi	Anma Akımı	Ağırlık	Ölçü Sayfası	Motor* Verim Snf.	
Power	Output Speeds	Output Torque	Ratio	Per.O. Loads (Output)	Service Factors	Type	Rated Current	Weight	Dim. Page	Motor Eff. Class	
Leistung P _g [kW] P _g [HP]	Abtriebswelle Drehzahlen n ₂ [r.p.m]	Abtriebswelle Drehmomente M ₂ [Nm]	Übersetzung i	Zul.Querkräfte (Abtrieb) F _{qam} [N]	Betriebsfaktor f _s	Typ	Nennstrom [A]	Gewicht ~ [kg]	Maße Seite	Motor Effizienz-klasse	
0,55 0,75	40	123	36,02	5973	2,3	MR203-3E80M/4C	1,34	34	109	IE3	
	51	97	28,35	6418	2,9	NR203-3E80M/4C		36			
	59	84	24,77	6107	3,3	MR203-2E80M/4B	1,45	33		IE2	
	62	79	23,23	5966	3,4	NR203-2E80M/4B		35			
	21	235	69,16	4033	0,9	MR173-3E80M/4C	1,34	23	108	IE3	
	25	196	57,76	3944	1,0	NR173-3E80M/4C		25			
	29	169	49,81	3857	1,2	MR173-2E80M/4B	1,45	22		IE2	
	32	156	45,90	3804	1,3	NR173-2E80M/4B		24			
	34	146	42,87	3758	1,4						
	40	123	36,24	3639	1,6						
	48	103	30,26	3503	1,9						
	56	89	26,10	3388	2,2						
	69	72	20,92	3816	2,8	MR172-3E80M/4C	1,34	22	108	IE3	
	79	63	18,28	3633	3,2	NR172-3E80M/4C		24			
						MR172-2E80M/4B	1,45	21		IE2	
						NR172-2E80M/4B		23			
	29	172	50,51	2432	0,8	MR103-3E80M/4C	1,34	23	107	IE3	
	33	152	44,60	2414	0,9	NR103-3E80M/4C		24			
	35	142	41,66	2401	1,0	MR103-2E80M/4B	1,45	22		IE2	
	41	120	35,21	2358	1,2	NR103-2E80M/4B		23			
	45	110	32,25	2331	1,3						
	49	100	29,40	2300	1,4						
	58	85	24,86	2178	1,5						
	66	75	21,96	2134	1,6						
	71	70	20,51	2108	1,7						
	84	59	17,33	2042	1,9						
	91	55	15,95	2045	2,1	MR102-3E80M/4C	1,34	22	107	IE3	
	103	49	14,08	1988	2,3	NR102-3E80M/4C		23			
	110	46	13,15	1956	2,3	MR102-2E80M/4B	1,45	21		IE2	
	130	39	11,12	1877	2,6	NR102-2E80M/4B		22			
	142	35	10,18	1836	2,8						
	156	32	9,29	1793	2,9						
	181	28	8,01	1724	3,2						
	209	24	6,93	1641	3,7						
		45	109	32,02	746	0,8	MR003-3E80M/4C	1,34	19	106	IE3
		51	96	28,38	908	0,9	NR003-3E80M/4C		20		
60		82	24,13	1128	1,0	MR003-2E80M/4B	1,45	18		IE2	
68		72	21,26	1206	1,1	NR003-2E80M/4B		19			
70		70	20,66	1290	1,2						
76		65	19,17	1353	1,3						
80		62	18,20	1343	1,3						
86		58	16,89	1396	1,4						
99		50	14,67	1412	1,6						
107		46	13,61	1450	1,7						
	130	38	11,14	1789	1,7	MR002-3E80M/4C	1,34	17	106	IE3	
	147	34	9,87	1772	2,3	NR002-3E80M/4C		18			
	167	30	8,70	1738	2,5	MR002-2E80M/4B	1,45	16		IE2	
	172	29	8,45	1758	2,5	NR002-2E80M/4B		17			
	185	27	7,84	1747	2,6						
	195	26	7,45	1719	2,8						
	210	24	6,91	1706	2,9						
	242	21	6,00	1651	3,2						
	260	19	5,57	1636	3,3						
	318	16	4,56	1528	3,7						

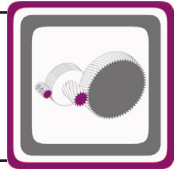
*: IE2 ve IE3 motorlu redüktör fiyatları farklıdır. / Geared motor prices are different for IE2 and IE3 motors. / Preise von Getrieben mit IE2 und IE3 Motoren sind unterschiedlich.



Motorlu Güç Devir Sayfaları


Geared Motors Performance Tables

Leistung und Drehzahlübersicht von Getriebemotoren



Güç	IE3 Çıkış Devri	IE3 Çıkış Momenti	Çevrim Oranı	IE3 Güv. Rad. Yük Çıkış	IE3 Servis Faktörü	Tipi	Anma Akımı	Ağırlık	Ölçü Sayfası	Motor Verim Sınıfı*	
Power	Output Speeds	Output Torque	Ratio	Per.O. Loads (Output)	Service Factors	Type	Rated Current	Weight	Dim. Page	Motor Eff. Class	
Leistung P _g [kW] P _g [HP]	Abtriebswelle Drehzahlen n ₂ [r.p.m]	Abtriebswelle Drehmomente M ₂ [Nm]	Übersetzung i	Zul.Querkräfte (Abtrieb) F _{qam} [N]	Betriebsfaktor f _s	Typ	Nennstrom [A]	Gewicht ~ [kg]	Maße Seite	Motor Effizienz-kategorie	
0,55 0,75	372	14	3,90	1494	4,0	MR002-3E80M/4C	1,34	17	106	IE3	
	401	13	3,62	1476	4,0	NR002-3E80M/4C		18			
						MR002-2E80M/4B	1,45	16		IE2	
						NR002-2E80M/4B		17			
	410	12	6,91	1482	4,0	MR002-3E71M/2C	1,19	15	106	IE3	
	472	11	6,00	1410	4,0	NR002-3E71M/2C		16			
	508	10	5,57	1373	4,0	MR002-2E71M/2B	1,25	14		IE2	
	621	8	4,56	1283	4,0	NR002-2E71M/2B		15			
	726	7	3,90	1213	4,0						
	782	6	3,62	1181	4,0						
	0,75 1,0	0,27	23053	5357,43	51426	0,8	MR976-3E80M/4D	1,77	1093	135	IE3
		0,32	19298	4474,67	86315	0,9	NR976-3E80M/4D		1143		
		0,34	18245	4227,50	93574	1,0	MR976-2E80M/4C	1,89	1092		IE2
		0,40	15535	3594,81	108770	1,2	NR976-2E80M/4C		1142		
0,51		12298	2836,64	123352	1,5						
0,71		8968	2027,97	135224	2,0	MR975-3E80M/4D	1,77	1091	135	IE3	
0,80		8057	1820,78	138145	2,2	NR975-3E80M/4D		1141			
0,93		6863	1552,10	141735	2,6	MR975-2E80M/4C	1,89	1090		IE2	
1,1		6056	1368,27	144020	3,0	NR975-2E80M/4C		1140			
1,2		5376	1213,85	145857	3,3						
0,42		14764	3441,02	60861	0,9	MR876-3E80M/4D	1,77	608	132	IE3	
0,50		12443	2894,28	75635	1,0	NR876-3E80M/4D		613			
0,59		10599	2460,65	84867	1,2	MR876-2E80M/4C	1,89	607		IE2	
0,69		9097	2108,33	91252	1,4	NR876-2E80M/4C		612			
0,75		8471	1924,32	93667	1,5	MR875-3E80M/4D	1,77	605	132	IE3	
0,85		7498	1700,56	97048	1,7	NR875-3E80M/4D		610			
0,95		6710	1521,55	99810	1,9	MR875-2E80M/4C	1,89	604		IE2	
1,1		5902	1336,15	102338	2,2	NR875-2E80M/4C		609			
1,2		5351	1210,51	103968	2,4						
1,4		4630	1049,18	105993	2,8						
1,6		4046	915,85	107547	3,2						
1,8		3573	807,91	108753	3,6						
0,81		7871	1791,91	49401	1,0	MR775-3E80M/4D	1,77	260	129	IE3	
0,91		6987	1589,68	52618	1,1	NR775-3E80M/4D		318			
1,0		6234	1417,41	55079	1,3	MR775-2E80M/4C	1,89	259		IE2	
1,2		5518	1252,60	57207	1,4	NR775-2E80M/4C		317			
1,3		4939	1120,74	58706	1,6						
1,5		4345	984,18	60240	1,8						
1,6		4134	594,92	60775	1,9	MR774-3E90S/6B	1,96	241	128	IE3	
1,8		3700	532,29	61799	2,2	NR774-3E90S/6B		299			
2,0	3255	467,43	62793	2,5	MR774-2E90S/6A	2,00	239		IE2		
2,3	2915	418,17	63516	2,7	NR774-2E90S/6A		297				
2,4	2694	594,92	63960	3,0	MR774-3E80M/4D	1,77	230	128	IE3		
2,7	2411	532,29	64524	3,3	NR774-3E80M/4D		283				
3,1	2121	467,43	65082	3,8	MR774-2E80M/4C	1,89	229		IE2		
3,5	1900	418,17	66231	4,0	NR774-2E80M/4C		282				

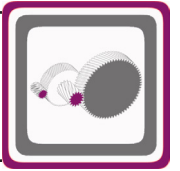
*: IE2 ve IE3 motorlu redüktör fiyatları farklıdır. / Geared motor prices are different for IE2 and IE3 motors. / Preise von Getrieben mit IE2 und IE3 Motoren sind unterschiedlich.



Motorlu Güç Devir Sayfaları


Geared Motors Performance Tables

Leistung und Drehzahlübersicht von Getriebemotoren



Güç	IE3 Çıkış Devri	IE3 Çıkış Momenti	Çevrim Oranı	IE3 Güv. Rad. Yük Çıkış Per.O. Loads (Output)	IE3 Servis Faktörü	Tipi	Anma Akımı	Ağırlık	Ölçü Sayfası	Motor* Verim Snf.
Power	Output Speeds	Output Torque	Ratio	Per.O. Loads (Output)	Service Factors	Type	Rated Current	Weight	Dim. Page	Motor Eff. Class
Leistung P _g [kW] P _g [HP]	Abtriebswelle Drehzahlen n ₂ [r.p.m.]	Abtriebswelle Drehmomente M ₂ [Nm]	Übersetzung i	Zul.Querkräfte (Abtrieb) F _{qam} [N]	Betriebsfaktor f _s	Typ	Nennstrom [A]	Gewicht ~ [kg]	Maße Seite	Motor Effizienz-klasse
0,75 1,0	1,5	4388	995,91	25927	1,0	MR675-3E80M/4D	1,77	241	126	IE3
	1,7	3860	874,56	28823	1,1	NR675-3E80M/4D		252		
						MR675-2E80M/4C	1,89	240		IE2
						NR675-2E80M/4C		251		
	1,9	3476	500,39	30699	1,2	MR674-3E90S/6B	1,96	229	125	IE3
	2,1	3077	442,20	32446	1,4	NR674-3E90S/6B		239		
	2,5	2618	376,69	34190	1,6	MR674-2E90S/6A	2,00	227		IE2
						NR674-2E90S/6A		237		
	2,9	2265	500,39	35432	1,9	MR674-3E80M/4D	1,77	226	125	IE3
	3,3	2005	442,20	36291	2,1	NR674-3E80M/4D		236		
	3,8	1706	376,69	37214	2,5	MR674-2E80M/4C	1,89	225		IE2
	4,5	1469	323,82	37899	2,9	NR674-2E80M/4C		235		
5,2	1276	281,02	38425	3,4						
5,9	1117	245,67	38842	3,8						
6,7	983	215,97	40060	4,0						
2,4	2,4	2797	402,12	21008	1,1	MR574-3E90S/6B	1,96	145	122	IE3
						NR574-3E90S/6B		141		
						MR574-2E90S/6A	2,00	143		IE2
						NR574-2E90S/6A		139		
	2,5	2596	574,90	22116	1,2	MR574-3E80M/4D	1,77	138	122	IE3
	3,0	2197	485,89	24064	1,4	NR574-3E80M/4D		135		
	3,6	1823	402,12	25640	1,6	MR574-2E80M/4C	1,89	137		IE2
	4,2	1560	343,91	26587	1,9	NR574-2E80M/4C		134		
	4,8	1371	301,59	27250	2,2					
	5,0	1322	291,25	27413	2,3					
	5,6	1176	258,87	27885	2,6					
	6,5	1007	221,40	28404	3,0					
7,5	884	194,15	28760	3,4						
8,4	783	171,64	29042	3,8						
10	660	144,37	30258	4,0						
3,5	3,5	1894	418,16	8853	0,8	MR474-3E80M/4D	1,77	138	119	IE3
	4,2	1571	346,07	15203	1,0	NR474-3E80M/4D		142		
						MR474-2E80M/4C	1,89	137		IE2
						NR474-2E80M/4C		141		
	4,3	1551	219,00	15551	1,0	MR473-3E90S/6B	1,96	99	118	IE3
	4,9	1374	194,05	17820	1,1	NR473-3E90S/6B		101		
	6,0	1120	157,90	20498	1,4	MR473-2E90S/6A	2,00	97		IE2
						NR473-2E90S/6A		99		
	6,6	1014	219,00	21451	1,5	MR473-3E80M/4D	1,77	95	118	IE3
	7,5	899	194,05	22407	1,7	NR473-3E80M/4D		98		
	9,2	733	157,90	23603	2,1	MR473-2E80M/4C	1,89	94		IE2
	10	648	139,54	23025	2,4	NR473-2E80M/4C		97		
12	580	124,85	22325	2,7						
13	510	109,64	21522	3,0						
16	427	91,58	20436	3,6						
6,8	6,8	982	138,72	8562	0,8	MR373-3E90S/6B	1,96	59	115	IE3
	8,5	791	111,67	12140	1,0	NR373-3E90S/6B		61		
						MR373-2E90S/6A	2,00	57		IE2
					NR373-2E90S/6A		59			

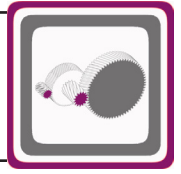
*: IE2 ve IE3 motorlu redüktör fiyatları farklıdır. / Geared motor prices are different for IE2 and IE3 motors. / Preise von Getrieben mit IE2 und IE3 Motoren sind unterschiedlich.



Motorlu Güç Devir Sayfaları


Geared Motors Performance Tables

Leistung und Drehzahlübersicht von Getriebemotoren



Güç	IE3 Çıkış Devri	IE3 Çıkış Momenti	Çevrim Oranı	IE3 Güv. Rad. Yük Çıkış	IE3 Servis Faktörü	Tipi	Anma Akımı	Ağırlık	Ölçü Sayfası	Motor Verim Sınıfı*	
Power	Output Speeds	Output Torque	Ratio	Per.O. Loads (Output)	Service Factors	Type	Rated Current	Weight	Dim. Page	Motor Eff. Class	
Leistung P _g [kW] P _g [HP]	Abtriebswelle Drehzahlen n ₂ [r.p.m]	Abtriebswelle Drehmomente M ₂ [Nm]	Übersetzung i	Zul.Querkräfte (Abtrieb) F _{qam} [N]	Betriebsfaktor f _s	Typ	Nennstrom [A]	Gewicht ~ [kg]	Maße Seite	Motor Effizienz-klasse	
0,75 1,0	9,2	729	157,76	12354	1,1	MR373-3E80M/4D	1,77	54	115	IE3	
	10	642	138,72	12049	1,3	NR373-3E80M/4D		56			
	13	517	111,67	11507	1,6	MR373-2E80M/4C	1,89	53		IE2	
	15	454	97,92	11168	1,8	NR373-2E80M/4C		55			
	17	402	86,57	10846	2,0						
	20	339	72,81	10391	2,4						
	23	288	61,91	9965	2,8						
	27	247	53,04	9564	3,3						
	30	224	48,00	9307	3,7						
		9,7	692	97,62	7187	0,9	MR283-3E90S/6B	1,96	46	112	IE3
							NR283-3E90S/6B		48		
							MR283-2E90S/6A	2,00	44		IE2
							NR283-2E90S/6A		46		
		11	638	137,91	8472	0,9	MR283-3E80M/4D	1,77	44	112	IE3
		13	529	114,14	9240	1,1	NR283-3E80M/4D		49		
		15	453	97,62	8974	1,3	MR283-2E80M/4C	1,89	43		IE2
		17	397	85,60	8738	1,5	NR283-2E80M/4C		48		
		19	352	75,68	8509	1,7					
		23	296	63,65	8180	2,0					
		27	252	54,12	7866	2,4					
		31	216	46,37	7567	2,6					
		35	196	41,96	7374	2,8					
		12	561	121,03	5581	0,8	MR273-3E80M/4D	1,77	35	110	IE3
		13	526	113,52	5868	0,9	NR273-3E80M/4D		37		
		15	448	96,52	6462	1,0	MR273-2E80M/4C	1,89	34		IE2
		17	389	83,83	6842	1,2	NR273-2E80M/4C		36		
		20	341	73,35	7104	1,3					
		24	282	60,66	7338	1,6					
		29	236	50,59	7441	1,9					
		34	198	42,41	7036	2,3					
	40	171	36,55	6660	2,6						
	48	142	30,48	6232	3,2						
	21	316	68,03	6569	0,9	MR203-3E80M/4D	1,77	33	109	IE3	
	24	276	59,43	6409	1,0	NR203-3E80M/4D		35			
	26	259	55,74	6329	1,1	MR203-2E80M/4C	1,89	32		IE2	
	31	221	47,39	6121	1,3	NR203-2E80M/4C		34			
	33	205	43,94	6021	1,4						
	35	192	41,16	5933	1,5						
	40	168	36,02	5752	1,7						
	51	132	28,35	6540	2,1						
	59	115	24,77	6214	2,4						
	62	108	23,23	6067	2,5						
	63	109	23,01	5957	2,6	MR202-3E80M/4D	1,77	33	109	IE3	
	72	95	20,10	5671	2,7	NR202-3E80M/4D		34			
	77	89	18,85	5541	2,9	MR202-2E80M/4C	1,89	32		IE2	
	90	76	16,03	5227	3,2	NR202-2E80M/4C		33			
	29	231	49,81	3498	0,9	MR173-3E80M/4D	1,77	23	108	IE3	
	32	213	45,90	3473	0,9	NR173-3E80M/4D		24			
	34	199	42,87	3449	1,0	MR173-2E80M/4C	1,89	22		IE2	
	40	169	36,24	3377	1,2	NR173-2E80M/4C		23			
	48	141	30,26	3285	1,4						
	56	122	26,10	3200	1,6						

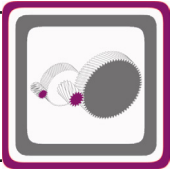
*: IE2 ve IE3 motorlu redüktör fiyatları farklıdır. / Geared motor prices are different for IE2 and IE3 motors. / Preise von Getrieben mit IE2 und IE3 Motoren sind unterschiedlich.



Motorlu Güç Devir Sayfaları


Geared Motors Performance Tables

Leistung und Drehzahlübersicht von Getriebemotoren



Güç	IE3 Çıkış Devri	IE3 Çıkış Momenti	Çevrim Oranı	IE3 Güv. Rad. Yük Çıkış Per.O. Loads (Output)	IE3 Servis Faktörü	Tipi	Anma Akımı	Ağırlık	Ölçü Sayfası	Motor* Verim Snf.
Power	Output Speeds	Output Torque	Ratio	Per.O. Loads (Output)	Service Factors	Type	Rated Current	Weight	Dim. Page	Motor Eff. Class
Leistung P _g [kW] P _g [HP]	Abtriebswelle Drehzahlen n ₂ [r.p.m]	Abtriebswelle Drehmomente M ₂ [Nm]	Übersetzung i	Zul.Querkräfte (Abtrieb) F _{qam} [N]	Betriebsfaktor f _s	Typ	Nennstrom [A]	Gewicht ~ [kg]	Maße Seite	Motor Effizienz-klasse
0,75 1,0	69	99	20,92	3487	2,0	MR172-3E80M/4D	1,77	23	108	IE3
	79	87	18,28	3476	2,3	NR172-3E80M/4D		25		
	85	81	17,14	3464	2,5	MR172-2E80M/4C	1,89	22		IE2
	99	69	14,57	3394	2,8	NR172-2E80M/4C		24		
	115	60	12,66	3224	3,2					
	131	53	11,08	3071	3,4					
	41	164	35,21	2088	0,9	MR103-3E80M/4D	1,77	22	107	IE3
	45	150	32,25	2084	0,9	NR103-3E80M/4D		25		
	49	137	29,40	2074	1,0	MR103-2E80M/4C	1,89	21		IE2
	58	116	24,86	1965	1,1	NR103-2E80M/4C		24		
	66	102	21,96	1946	1,2					
	71	96	20,51	1933	1,3					
	84	81	17,33	1894	1,4					
	91	75	15,95	1923	1,5	MR102-3E80M/4D	1,77	22	107	IE3
	103	67	14,08	1880	1,7	NR102-3E80M/4D		23		
	110	62	13,15	1855	1,7	MR102-2E80M/4C	1,89	21		IE2
	130	53	11,12	1792	1,9	NR102-2E80M/4C		22		
	142	48	10,18	1758	2,1					
	156	44	9,29	1722	2,2					
	181	38	8,01	1663	2,4					
	209	33	6,93	1582	2,7					
	224	31	6,48	1556	2,8					
	265	26	5,47	1492	3,1					
	289	24	5,01	1459	3,4					
	317	22	4,57	1424	3,5					
	60	112	24,13	276	0,7	MR003-3E80M/4D	1,77	19	106	IE3
	68	99	21,26	434	0,8	NR003-3E80M/4D		20		
	70	96	20,66	560	0,9	MR003-2E80M/4C	1,89	18		IE2
	76	89	19,17	676	0,9	NR003-2E80M/4C		19		
	80	85	18,20	683	1,0					
	86	79	16,89	783	1,0					
	99	68	14,67	857	1,2					
	107	63	13,61	934	1,3					
	130	53	11,14	1465	1,2	MR002-3E80M/4D	1,77	19	106	IE3
	147	47	9,87	1480	1,7	NR002-3E80M/4D		20		
	167	41	8,70	1472	1,8	MR002-2E80M/4C	1,89	18		IE2
	172	40	8,45	1508	1,8	NR002-2E80M/4C		19		
	185	37	7,84	1515	1,9					
	195	35	7,45	1491	2,0					
	210	33	6,91	1495	2,1					
	242	28	6,00	1458	2,3					
	260	26	5,57	1457	2,4					
	318	22	4,56	1360	2,7					
	372	19	3,90	1350	3,0					
	401	17	3,62	1343	3,1					
	417	16	6,91	1421	3,3	MR002-3E80M/2B	1,59	19	106	IE3
	480	14	6,00	1371	3,6	NR002-3E80M/2B		20		
	517	13	5,57	1355	3,9	MR002-2E80M/2A	1,67	18		IE2
	632	11	4,56	1266	4,0	NR002-2E80M/2A		19		
	738	9	3,90	1223	4,0					
	796	9	3,62	1190	4,0					

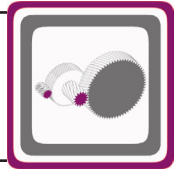
*: IE2 ve IE3 motorlu redüktör fiyatları farklıdır. / Geared motor prices are different for IE2 and IE3 motors. / Preise von Getrieben mit IE2 und IE3 Motoren sind unterschiedlich.



Motorlu Güç Devir Sayfaları


Geared Motors Performance Tables

Leistung und Drehzahlübersicht von Getriebemotoren



Güç	IE3 Çıkış Devri	IE3 Çıkış Momenti	Çevrim Oranı	IE3 Güv. Rad. Yük Çıkış	IE3 Servis Faktörü	Tipi	Anma Akımı	Ağırlık	Ölçü Sayfası	Motor Verim Sınıfı*
Power	Output Speeds	Output Torque	Ratio	Per.O. Loads (Output)	Service Factors	Type	Rated Current	Weight	Dim. Page	Motor Eff. Class
Leistung P _g [kW] P _g [HP]	Abtriebswelle Drehzahlen n ₂ [r.p.m]	Abtriebswelle Drehmomente M ₂ [Nm]	Übersetzung i	Zul.Querkräfte (Abtrieb) F _{qam} [N]	Betriebsfaktor f _s	Typ	Nennstrom [A]	Gewicht ~ [kg]	Maße Seite	Motor Effizienz-klasse
1,1 1,5	0,40 0,51	22784 18037	3594,81 2836,64	54822 94915	0,8 1,0	MR976-3E90S/4C NR976-3E90S/4C MR976-2E90S/4B NR976-2E90S/4B	2,46 2,60	1097 1147 1095 1145	135	IE3 IE2
	0,71 0,80 0,93 1,1 1,2 1,3 1,6 1,7	13153 11817 10066 8881 7885 7035 5960 5488	2027,97 1820,78 1552,10 1368,27 1213,85 1082,31 914,74 842,80	119815 125260 131719 135508 138679 141234 144282 145559	1,4 1,5 1,8 2,0 2,3 2,6 3,0 3,3	MR975-3E90S/4C NR975-3E90S/4C MR975-2E90S/4B NR975-2E90S/4B	2,46 2,60	1095 1145 1093 1143	135	IE3 IE2
	0,75 0,85 0,95 1,1 1,2 1,4 1,6 1,8 2,0 2,3 2,7	12424 10997 9841 8657 7849 6791 5934 5240 4665 4182 3502	1924,32 1700,56 1521,55 1336,15 1210,51 1049,18 915,85 807,91 718,74 643,84 537,75	75738 83016 88196 92964 95787 99548 102241 104289 105897 107191 108929	1,0 1,2 1,3 1,5 1,7 1,9 2,2 2,5 2,8 3,1 3,7	MR875-3E90S/4C NR875-3E90S/4C MR875-2E90S/4B NR875-2E90S/4B	2,46 2,60	600 605 598 603	132	IE3 IE2
	1,2 1,3 1,5	8093 7244 6373	1252,60 1120,74 984,18	48526 51722 54641	1,0 1,1 1,3	MR775-3E90S/4C NR775-3E90S/4C MR775-2E90S/4B NR775-2E90S/4B	2,46 2,60	338 408 336 406	129	IE3 IE2
	1,6 1,8 2,0 2,2	6095 5455 4799 4297	594,92 532,29 467,43 418,17	55503 57384 59184 60431	1,3 1,5 1,7 1,9	MR774-3E90L/6C NR774-3E90L/6C MR774-2E90L/6B NR774-2E90L/6B	2,75 2,90	310 376 308 374	128	IE3 IE2
	2,4 2,7 3,1 3,5 4,0 4,6 5,3	3951 3536 3111 2786 2406 2087 1828	594,92 532,29 467,43 418,17 361,62 313,11 273,85	61197 62157 63092 63773 64534 65147 66837	2,0 2,3 2,6 2,9 3,3 3,8 4,0	MR774-3E90S/4C NR774-3E90S/4C MR774-2E90S/4B NR774-2E90S/4B	2,46 2,60	305 371 303 369	128	IE3 IE2
	2,1 2,5	4537 3860	442,20 376,69	24922 28823	0,9 1,1	MR674-3E90L/6C NR674-3E90L/6C MR674-2E90L/6B NR674-2E90L/6B	2,75 2,90	234 244 232 242	125	IE3 IE2
	2,9 3,3 3,8 4,5 5,2 5,9 6,7	3322 2941 2502 2154 1872 1638 1442	500,39 442,20 376,69 323,82 281,02 245,67 215,97	31393 33000 34662 35806 36711 37414 37974	1,3 1,5 1,7 2,0 2,3 2,6 3,0	MR674-3E90S/4C NR674-3E90S/4C MR674-2E90S/4B NR674-2E90S/4B	2,46 2,60	230 240 228 238	125	IE3 IE2

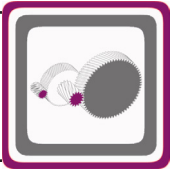
*: IE2 ve IE3 motorlu redüktör fiyatları farklıdır. / Geared motor prices are different for IE2 and IE3 motors. / Preise von Getrieben mit IE2 und IE3 Motoren sind unterschiedlich.



Motorlu Güç Devir Sayfaları


Geared Motors Performance Tables

Leistung und Drehzahlübersicht von Getriebemotoren



Güç	IE3 Çıkış Devri	IE3 Çıkış Momenti	Çevrim Oranı	IE3 Güv. Rad. Yük Çıkış	IE3 Servis Faktörü	Tipi	Anma Akımı	Ağırlık	Ölçü Sayfası	Motor Verim Snf.*
Power	Output Speeds	Output Torque	Ratio	Per.O. Loads (Output)	Service Factors	Type	Rated Current	Weight	Dim. Page	Motor Eff. Class
Leistung P _g [KW] P _g [HP]	Abtriebswelle Drehzahlen n ₂ [r.p.m]	Abtriebswelle Drehmomente M ₂ [Nm]	Übersetzung i	Zul.Querkräfte (Abtrieb) F _{qam} [N]	Betriebsfaktor f _s	Typ	Nennstrom [A]	Gewicht ~ [kg]	Maße Seite	Motor Effizienz-klasse
1,1 1,5	3,6	2674	402,12	21701	1,1	MR574-3E90S/4C	2,46	151	122	IE3
	4,2	2288	343,91	23647	1,3	NR574-3E90S/4C		147		
	4,8	2010	301,59	24880	1,5	MR574-2E90S/4B	2,60	149		IE2
	5,0	1939	291,25	25139	1,5	NR574-2E90S/4B		145		
	5,6	1725	258,87	26019	1,7					
	6,5	1477	221,40	26885	2,0					
	7,5	1297	194,15	27495	2,3					
	8,4	1149	171,64	27971	2,6					
	10	969	144,37	28517	3,1					
		6,0	1654	157,90	13930	0,9	MR473-3E90L/6C	2,75	98	118
						NR473-3E90L/6C		100		
						MR473-2E90L/6B	2,90	96		IE2
						NR473-2E90L/6B		98		
	6,6	1489	219,00	16399	1,0	MR473-3E90S/4C	2,46	97	118	IE3
	7,5	1319	194,05	18456	1,2	NR473-3E90S/4C		99		
	9,2	1075	157,90	20912	1,4	MR473-2E90S/4B	2,60	95		IE2
	10	951	139,54	21983	1,6	NR473-2E90S/4B		97		
	12	851	124,85	21485	1,8					
	13	748	109,64	20784	2,1					
	16	626	91,58	19820	2,5					
	17	592	86,52	19519	2,6					
	10	942	138,72	9428	0,9	MR373-3E90S/4C	2,46	58	115	IE3
	13	759	111,67	10612	1,1	NR373-3E90S/4C		61		
	15	666	97,92	10383	1,2	MR373-2E90S/4B	2,60	56		IE2
	17	590	86,57	10152	1,4	NR373-2E90S/4B		59		
	20	497	72,81	9807	1,7					
	23	423	61,91	9469	1,9					
	27	363	53,04	9139	2,3					
	30	329	48,00	8923	2,5					
	40	249	23,33	9617	3,3	MR372-3E90L/6C	2,75	60	115	IE3
	46	221	20,62	9198	3,7	NR372-3E90L/6C		64		
						MR372-2E90L/6B	2,90	58		IE2
						NR372-2E90L/6B		62		
	15	664	97,62	7865	0,9	MR283-3E90S/4C	2,46	50	112	IE3
	17	583	85,60	7981	1,0	NR283-3E90S/4C		54		
	19	516	75,68	7840	1,2	MR283-2E90S/4B	2,60	48		IE2
	23	435	63,65	7617	1,4	NR283-2E90S/4B		52		
	27	370	54,12	7388	1,6					
	31	317	46,37	7157	1,8					
	35	288	41,96	7003	1,9					
	37	269	25,23	8462	2,2	MR282-3E90L/6C	2,75	48	112	IE3
	43	231	21,66	7998	2,5	NR282-3E90L/6C		52		
						MR282-2E90L/6B	2,90	46		IE2
						NR282-2E90L/6B		50		
	48	210	30,37	7724	2,7	MR282-3E90S/4C	2,46	50	112	IE3
	57	175	25,23	7220	3,0	NR282-3E90S/4C		53		
	67	150	21,66	6832	3,3	MR282-2E90S/4B	2,60	48		IE2
						NR282-2E90S/4B		51		

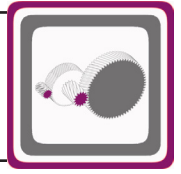
*: IE2 ve IE3 motorlu redüktör fiyatları farklıdır. / Geared motor prices are different for IE2 and IE3 motors. / Preise von Getrieben mit IE2 und IE3 Motoren sind unterschiedlich.



Motorlu Güç Devir Sayfaları


Geared Motors Performance Tables

Leistung und Drehzahlübersicht von Getriebemotoren



Güç	IE3 Çıkış Devri	IE3 Çıkış Momenti	Çevrim Oranı	IE3 Güv. Rad. Yük Çıkış	IE3 Servis Faktörü	Tipi	Anma Akımı	Ağırlık	Ölçü Sayfası	Motor Verim Sınıfı*
Power	Output Speeds	Output Torque	Ratio	Per.O. Loads (Output)	Service Factors	Type	Rated Current	Weight	Dim. Page	Motor Eff. Class
Leistung P _g [kW] P _g [HP]	Abtriebswelle Drehzahlen n ₂ [r.p.m]	Abtriebswelle Drehmomente M ₂ [Nm]	Übersetzung i	Zul.Querkräfte (Abtrieb) F _{qam} [N]	Betriebsfaktor f _s	Typ	Nennstrom [A]	Gewicht ~ [kg]	Maße Seite	Motor Effizienz-klasse
1,1 1,5	17	571	83,83	3638	0,8	MR273-3E90S/4C	2,46	40	110	IE3
	20	500	73,35	4300	0,9	NR273-3E90S/4C		41		
	24	414	60,66	5020	1,1	MR273-2E90S/4B	2,60	38		IE2
	29	346	50,59	5507	1,3	NR273-2E90S/4B		39		
	34	290	42,41	5828	1,5					
	40	250	36,55	6004	1,8					
	48	209	30,48	6122	2,2					
	56	180	25,89	5979	2,5	MR272-3E90S/4C	2,46	41	110	IE3
	68	149	21,43	5575	3,0	NR272-3E90S/4C		43		
	79	127	18,33	5265	3,5	MR272-2E90S/4B	2,60	39		IE2
						NR272-2E90S/4B		41		
	31	324	47,39	5612	0,9	MR203-3E90S/4C	2,46	39	109	IE3
	33	301	43,94	5549	0,9	NR203-3E90S/4C		42		
	35	281	41,16	5492	1,0	MR203-2E90S/4B	2,60	37		IE2
	40	247	36,02	5366	1,1	NR203-2E90S/4B		40		
	51	193	28,35	5583	1,4					
	59	169	24,77	5753	1,6					
	62	159	23,23	5811	1,7					
	63	159	23,01	6089	1,8	MR202-3E90S/4C	2,46	41	109	IE3
	72	139	20,10	5787	1,9	NR202-3E90S/4C		43		
	77	131	18,85	5650	2,0	MR202-2E90S/4B	2,60	39		IE2
	90	111	16,03	5319	2,2	NR202-2E90S/4B		41		
	98	103	14,86	5173	2,3					
	104	97	13,92	5050	2,4					
	119	85	12,18	4810	2,7					
	134	75	10,81	4605	2,9					
	144	70	10,07	4490	3,0					
	173	59	8,40	4207	3,4					
	40	247	36,24	2920	0,8	MR173-3E90S/4C	2,46	30	108	IE3
	48	207	30,26	2903	1,0	NR173-3E90S/4C		32		
	56	179	26,10	2870	1,1	MR173-2E90S/4B	2,60	28		IE2
						NR173-2E90S/4B		30		
	69	145	20,92	2679	1,4	MR172-3E90S/4C	2,46	29	108	IE3
	79	127	18,28	2770	1,6	NR172-3E90S/4C		30		
	85	119	17,14	2803	1,7	MR172-2E90S/4B	2,60	27		IE2
	99	101	14,57	2857	1,9	NR172-2E90S/4B		28		
	115	88	12,66	2877	2,2					
	131	77	11,08	2877	2,3					
	152	66	9,53	2710	2,6					
	162	62	8,94	2706	2,6					
	191	53	7,60	2683	3,0					
	205	49	7,08	2667	3,1					
	220	46	6,60	2618	3,1					
	251	40	5,78	2492	3,3					
	58	170	24,86	1593	0,8	MR103-3E90S/4C	2,46	29	107	IE3
	66	150	21,96	1618	0,8	NR103-3E90S/4C		31		
	71	140	20,51	1626	0,9	MR103-2E90S/4B	2,60	27		IE2
	84	119	17,33	1634	0,9	NR103-2E90S/4B		29		
	91	111	15,95	1708	1,0	MR102-3E90S/4C	2,46	30	107	IE3
	103	98	14,08	1691	1,1	NR102-3E90S/4C		31		
	110	91	13,15	1678	1,1	MR102-2E90S/4B	2,60	28		IE2
	130	77	11,12	1643	1,3	NR102-2E90S/4B		29		

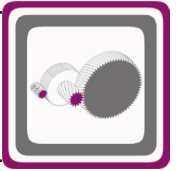
*: IE2 ve IE3 motorlu redüktör fiyatları farklıdır. / Geared motor prices are different for IE2 and IE3 motors. / Preise von Getrieben mit IE2 und IE3 Motoren sind unterschiedlich.



Motorlu Güç Devir Sayfaları


Geared Motors Performance Tables

Leistung und Drehzahlübersicht von Getriebemotoren



Güç	IE3 Çıkış Devri	IE3 Çıkış Momenti	Çevrim Oranı	IE3 Güv. Rad. Yük Çıkış Per.O. Loads (Output)	IE3 Servis Faktörü	Tipi	Anma Akımı	Ağırlık	Ölçü Sayfası	Motor Verim Snf.*	
Power	Output Speeds	Output Torque	Ratio	Per.O. Loads (Output)	Service Factors	Type	Rated Current	Weight	Dim. Page	Motor Eff. Class	
Leistung P _g [kW] P _g [HP]	Abtriebswelle Drehzahlen n ₂ [r.p.m]	Abtriebswelle Drehmomente M ₂ [Nm]	Übersetzung i	Zul.Querkräfte (Abtrieb) F _{qam} [N]	Betriebsfaktor f _s	Typ	Nennstrom [A]	Gewicht ~ [kg]	Maße Seite	Motor Effizienz-klasse	
1,1 1,5	142	71	10,18	1621	1,4	MR102-3E90S/4C	2,46	30	107	IE3	
	156	65	9,29	1597	1,5	NR102-3E90S/4C		31			
	181	56	8,01	1555	1,6	MR102-2E90S/4B	2,60	28		IE2	
	209	48	6,93	1479	1,9	NR102-2E90S/4B		29			
	224	45	6,48	1460	1,9						
	265	38	5,47	1410	2,1						
	289	35	5,01	1384	2,3						
	317	32	4,57	1356	2,4						
	368	28	3,94	1310	2,5						
		415	24	6,93	1271	2,9	MR102-3E80M/2C	2,26	25	107	IE3
		445	23	6,48	1250	3,1	NR102-3E80M/2C		26		
		526	19	5,47	1197	3,4	MR102-2E80M/2B	2,36	24		IE2
							NR102-2E80M/2B		25		
		99	100	14,67	-	0,8	MR003-3E90S/4C	2,46	24	106	IE3
		107	93	13,61	33	0,9	NR003-3E90S/4C		25		
							MR003-2E90S/4B	2,60	22		IE2
							NR003-2E90S/4B		23		
		130	77	11,14	896	0,8	MR002-3E90S/4C	2,46	24	106	IE3
		147	69	9,87	969	1,1	NR002-3E90S/4C		25		
		167	60	8,70	1007	1,2	MR002-2E90S/4B	2,60	22		IE2
		172	59	8,45	1070	1,3	NR002-2E90S/4B		23		
		185	55	7,84	1109	1,3					
		195	52	7,45	1093	1,4					
		210	48	6,91	1125	1,4					
		242	42	6,00	1121	1,6					
		260	39	5,57	1144	1,7					
		318	32	4,56	1066	1,8					
		372	27	3,90	1098	2,0					
	401	25	3,62	1109	2,1						
	417	24	6,91	1234	2,2	MR002-3E80M/2C	2,26	18	106	IE3	
	480	21	6,00	1202	2,5	NR002-3E80M/2C		20			
	517	20	5,57	1197	2,6	MR002-2E80M/2B	2,36	17		IE2	
	632	16	4,56	1118	2,9	NR002-2E80M/2B		19			
	738	14	3,90	1105	3,2						
	796	13	3,62	1097	3,3						
1,5 2,0	0,71	17935	2027,97	95566	1,0	MR975-3E90L/4D	3,30	1031	135	IE3	
	0,80	16114	1820,78	105780	1,1	NR975-3E90L/4D		1081			
	0,93	13727	1552,10	117320	1,3	MR975-2E90L/4C	3,40	1030		IE2	
	1,1	12111	1368,27	124101	1,5	NR975-2E90L/4C		1080			
	1,2	10752	1213,85	129104	1,7						
	1,3	9594	1082,31	133120	1,9						
	1,6	8128	914,74	137923	2,2						
	1,7	7484	842,80	139900	2,4						
	1,9	6675	750,24	142278	2,7						
	2,2	5906	662,54	144432	3,0						
	2,5	5259	588,87	146168	3,4						
		0,85	14996	1700,56	59105	0,9	MR875-3E90L/4D	3,30	595	132	IE3
		0,95	13420	1521,55	69941	1,0	NR875-3E90L/4D		600		
		1,1	11805	1336,15	79031	1,1	MR875-2E90L/4C	3,40	594		IE2
		1,2	10703	1210,51	84391	1,2	NR875-2E90L/4C		599		
		1,4	9260	1049,18	90598	1,4					
		1,6	8092	915,85	95067	1,6					
		1,8	7145	807,91	98483	1,8					

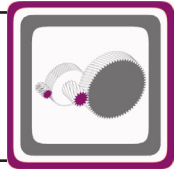
*: IE2 ve IE3 motorlu redüktör fiyatları farklıdır. / Geared motor prices are different for IE2 and IE3 motors. / Preise von Getrieben mit IE2 und IE3 Motoren sind unterschiedlich.



Motorlu Güç Devir Sayfaları


Geared Motors Performance Tables

Leistung und Drehzahlübersicht von Getriebemotoren



Güç	IE3 Çıkış Devri	IE3 Çıkış Momenti	Çevrim Oranı	IE3 Güv. Rad. Yük Çıkış	IE3 Servis Faktörü	Tipi	Anma Akımı	Ağırlık	Ölçü Sayfası	Motor Verim Sınıfı*
Power	Output Speeds	Output Torque	Ratio	Per.O. Loads (Output)	Service Factors	Type	Rated Current	Weight	Dim. Page	Motor Eff. Class
Leistung P _g [kW] P _g [HP]	Abtriebswelle Drehzahlen n ₂ [r.p.m]	Abtriebswelle Drehmomente M ₂ [Nm]	Übersetzung i	Zul.Querkräfte (Abtrieb) F _{qam} [N]	Betriebsfaktor f _s	Typ	Nennstrom [A]	Gewicht ~ [kg]	Maße Seite	Motor Effizienz- klasse
1,5 2,0	2,1	6145	446,42	101594	2,1	MR874-3E100L/6B	3,50	587	131	IE3
	2,4	5389	390,74	103902	2,4	NR874-3E100L/6B		592		
	2,8	4775	345,67	105596	2,7	MR874-2E100L/6A	3,72	584		IE2
	3,3	4044	292,15	107551	3,2	NR874-2E100L/6A		589		
	4,0	3320	239,61	109333	3,9					
	1,6	8181	594,92	48173	1,0	MR774-3E100L/6B	3,50	323	128	IE3
	1,8	7322	532,29	51444	1,1	NR774-3E100L/6B		394		
	2,0	6441	467,43	54425	1,2	MR774-2E100L/6A	3,72	320		IE2
	2,3	5768	418,17	56392	1,4	NR774-2E100L/6A		391		
	2,4	5388	594,92	57573	1,5	MR774-3E90L/4D	3,30	318	128	IE3
	2,7	4822	532,29	59016	1,7	NR774-3E90L/4D		385		
	3,1	4242	467,43	60495	1,9	MR774-2E90L/4C	3,40	317		IE2
	3,5	3799	418,17	61555	2,1	NR774-2E90L/4C		384		
	4,0	3281	361,62	62723	2,4					
	4,6	2845	313,11	63650	2,8					
	5,3	2492	273,85	64365	3,2					
	6,0	2200	241,42	64933	3,6					
	6,8	1954	214,17	65755	4,0					
	2,9	4531	500,39	25002	0,9	MR674-3E90L/4D	3,30	237	125	IE3
	3,3	4010	442,20	28028	1,1	NR674-3E90L/4D		248		
	3,8	3412	376,69	30992	1,3	MR674-2E90L/4C	3,40	236		IE2
	4,5	2937	323,82	33014	1,5	NR674-2E90L/4C		247		
	5,2	2553	281,02	34480	1,7					
	5,9	2234	245,67	35538	1,9					
	6,7	1966	215,97	36416	2,2					
	4,2	3120	343,91	19040	1,0	MR574-3E90L/4D	3,30	153	122	IE3
	4,8	2741	301,59	21328	1,1	NR574-3E90L/4D		137		
	5,0	2644	291,25	19040	1,1	MR574-2E90L/4C	3,40	152		IE2
	5,6	2352	258,87	21328	1,3	NR574-2E90L/4C		136		
	5,7	2351	167,32	23351	1,3	MR573-3E100L/6B	3,50	140	121	IE3
	6,2	2158	153,61	24242	1,4	NR573-3E100L/6B		136		
	7,1	1891	134,45	25329	1,6	MR573-2E100L/6A	3,72	137		IE2
	8,0	1675	118,95	26174	1,8	NR573-2E100L/6A		133		
	9,5	1418	100,53	27098	2,1					
	12	1163	82,45	27932	2,6					
	13	1028	72,81	28345	2,9					
	15	915	64,72	28677	3,3					
	17	775	54,74	29069	3,9					
	20	691	48,74	29444	4,0					
	7,5	1800	194,05	11156	0,9	MR473-3E90L/4D	3,30	100	118	IE3
	9,2	1468	157,90	16686	1,1	NR473-3E90L/4D		102		
	10	1298	139,54	18683	1,2	MR473-2E90L/4C	3,40	99		IE2
	12	1162	124,85	20098	1,3	NR473-2E90L/4C		101		
	13	1021	109,64	19941	1,5					
	16	855	91,58	19117	1,8					
	17	808	86,52	18854	1,9					
	18	733	157,90	18431	2,1	MR473-3E90S/2B	2,97	98	118	IE3
	21	648	139,54	17860	2,4	NR473-3E90S/2B		100		
	23	580	124,85	17348	2,7	MR473-2E90S/2A	3,19	97		IE2
	26	510	109,64	16756	3,0	NR473-2E90S/2A		99		

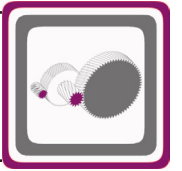
*: IE2 ve IE3 motorlu redüktör fiyatları farklıdır. / Geared motor prices are different for IE2 and IE3 motors. / Preise von Getrieben mit IE2 und IE3 Motoren sind unterschiedlich.



Motorlu Güç Devir Sayfaları


Geared Motors Performance Tables

Leistung und Drehzahlübersicht von Getriebemotoren



Güç	IE3 Çıkış Devri	IE3 Çıkış Momenti	Çevrim Oranı	IE3 Güv. Rad. Yük Çıkış Per. O. Loads (Output)	IE3 Servis Faktörü	Tipi	Anma Akımı	Ağırlık	Ölçü Sayfası	Motor Verim Snf.*	
Power	Output Speeds	Output Torque	Ratio	Per. O. Loads (Output)	Service Factors	Type	Rated Current	Weight	Dim. Page	Motor Eff. Class	
Leistung P _g [kW] P _g [HP]	Abtriebswelle Drehzahlen n ₂ [r.p.m.]	Abtriebswelle Drehmomente M ₂ [Nm]	Übersetzung i	Zul. Querkräfte (Abtrieb) F _{qam} [N]	Betriebsfaktor f _s	Typ	Nennstrom [A]	Gewicht ~ [kg]	Maße Seite	Motor Effizienz-klasse	
1,5 2,0	15	910	97,92	9486	0,9	MR373-3E90L/4D	3,30	61	115	IE3	
	17	805	86,57	9359	1,0	NR373-3E90L/4D		64			
	20	678	72,81	9140	1,2	MR373-2E90L/4C	3,40	60		IE2	
	23	577	61,91	8902	1,4	NR373-2E90L/4C		63			
	27	495	53,04	8653	1,7						
	30	448	48,00	8483	1,8						
	41	335	23,33	9704	2,4	MR372-3E100L/6B	3,50	62	115	IE3	
	46	296	20,62	9272	2,8	NR372-3E100L/6B		64			
	52	265	18,45	8902	3,1	MR372-2E100L/6A	3,72	59		IE2	
	59	233	16,20	8491	3,5	NR372-2E100L/6A		61			
	62	221	23,33	8331	3,6	MR372-3E90L/4D	3,30	60	115	IE3	
	70	196	20,62	7967	3,9	NR372-3E90L/4D		62			
	79	175	18,45	7656	4,0	MR372-2E90L/4C	3,40	59		IE2	
									61		
	19	704	75,68	6867	0,9	MR283-3E90L/4D	3,30	52	112	IE3	
23	593	63,65	6973	1,0	NR283-3E90L/4D		54				
27	505	54,12	6841	1,2	MR283-2E90L/4C	3,40	51		IE2		
31	433	46,37	6688	1,3	NR283-2E90L/4C		53				
35	392	41,96	6579	1,4							
38	362	25,23	8572	1,7	MR282-3E100L/6B	3,50	55	112	IE3		
44	310	21,66	8096	1,9	NR282-3E100L/6B		57				
								52		IE2	
								54			
48	287	30,37	7858	1,9	MR282-3E90L/4D	3,30	51	112	IE3		
57	239	25,23	7332	2,2	NR282-3E90L/4D		53				
67	205	21,66	6930	2,4	MR282-2E90L/4C	3,40	50		IE2		
76	181	19,06	6612	2,7	NR282-2E90L/4C		52				
86	161	16,91	6330	2,9							
101	136	14,31	5959	3,2							
24	565	60,66	2371	0,8	MR273-3E90L/4D	3,30	43	110	IE3		
29	472	50,59	3298	1,0	NR273-3E90L/4D		45				
34	396	42,41	3976	1,1	MR273-2E90L/4C	3,40	42		IE2		
40	342	36,55	4408	1,3	NR273-2E90L/4C		44				
48	285	30,48	4791	1,6							
56	245	25,89	5025	1,8	MR272-3E90L/4D	3,30	42	110	IE3		
68	203	21,43	5190	2,2	NR272-3E90L/4D		44				
79	174	18,33	5256	2,6	MR272-2E90L/4C	3,40	41		IE2		
90	153	16,07	5098	2,8	NR272-2E90L/4C		43				
102	135	14,21	4871	3,0							
121	114	11,95	4571	3,4							
40	337	36,02	4924	0,8	MR203-3E90L/4D	3,30	43	109	IE3		
51	264	28,35	3749	1,1	NR203-3E90L/4D		44				
59	231	24,77	4150	1,2	MR203-2E90L/4C	3,40	42		IE2		
62	217	23,23	4309	1,2	NR203-2E90L/4C		43				
63	218	23,01	5238	1,3	MR202-3E90L/4D	3,30	41	109	IE3		
72	190	20,10	5393	1,4	NR202-3E90L/4D		43				
77	179	18,85	5446	1,5	MR202-2E90L/4C	3,40	40		IE2		
90	152	16,03	5423	1,6	NR202-2E90L/4C		42				

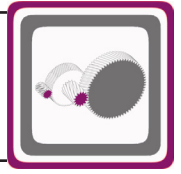
*: IE2 ve IE3 motorlu redüktör fiyatları farklıdır. / Geared motor prices are different for IE2 and IE3 motors. / Preise von Getrieben mit IE2 und IE3 Motoren sind unterschiedlich.



Motorlu Güç Devir Sayfaları


Geared Motors Performance Tables

Leistung und Drehzahlübersicht von Getriebemotoren



Güç	IE3 Çıkış Devri	IE3 Çıkış Momenti	Çevrim Oranı	IE3 Güv. Rad. Yük Çıkış	IE3 Servis Faktörü	Tipi	Anma Akımı	Ağırlık	Ölçü Sayfası	Motor Verim Snf.*
Power	Output Speeds	Output Torque	Ratio	Per.O. Loads (Output)	Service Factors	Type	Rated Current	Weight	Dim. Page	Motor Eff. Class
Leistung P _g [kW] P _g [HP]	Abtriebswelle Drehzahlen n ₂ [r.p.m]	Abtriebswelle Drehmomente M ₂ [Nm]	Übersetzung i	Zul.Querkräfte (Abtrieb) F _{qam} [N]	Betriebsfaktor f _s	Typ	Nennstrom [A]	Gewicht ~ [kg]	Maße Seite	Motor Effizienz- klasse
1,5 2,0	98	141	14,86	5270	1,7	MR202-3E90L/4D	3,30	41	109	IE3
	104	132	13,92	5141	1,8	NR202-3E90L/4D		43		
	119	116	12,18	4890	1,9	MR202-2E90L/4C	3,40	40		IE2
	134	103	10,81	4676	2,1	NR202-2E90L/4C		42		
	144	96	10,07	4556	2,2					
	173	80	8,40	4262	2,5					
	206	67	7,04	3997	2,8					
	250	55	5,80	3772	3,2					
	69	198	20,92	1757	1,0	MR172-3E90L/4D	3,30	31	108	IE3
	79	173	18,28	1964	1,2	NR172-3E90L/4D		33		
	85	163	17,14	2047	1,2	MR172-2E90L/4C	3,40	30		IE2
	99	138	14,57	2214	1,4	NR172-2E90L/4C		32		
	115	120	12,66	2319	1,6					
	131	105	11,08	2388	1,7					
	152	91	9,53	2236	1,9					
	162	85	8,94	2262	1,9					
	191	72	7,60	2304	2,2					
	205	67	7,08	2315	2,3					
	220	63	6,60	2320	2,3					
	251	55	5,78	2319	2,4					
	303	46	4,78	2297	2,8					
	355	39	4,09	2195	3,1					
	429	32	3,38	2095	3,4					
	439	31	6,60	2062	4,0	MR172-3E90S/2B	2,97	30	108	IE3
	502	27	5,78	1964	4,0	NR172-3E90S/2B		32		
	607	23	4,78	1834	4,0	MR172-2E90S/2A	3,19	29		IE2
	710	19	4,09	1744	4,0	NR172-2E90S/2A		31		
	103	134	14,08	1474	0,8	MR102-3E90L/4D	3,30	30	107	IE3
	110	125	13,15	1476	0,8	NR102-3E90L/4D		31		
	130	106	11,12	1472	0,9	MR102-2E90L/4C	3,40	29		IE2
	142	97	10,18	1465	1,0	NR102-2E90L/4C		30		
	156	88	9,29	1454	1,1					
	181	76	8,01	1432	1,2					
	209	66	6,93	1360	1,4					
	224	62	6,48	1349	1,4					
	265	52	5,47	1317	1,5					
	289	48	5,01	1298	1,7					
	317	44	4,57	1278	1,7					
	368	38	3,94	1242	1,9					
	418	33	6,93	1210	2,1	MR102-3E90S/2B	2,97	28	107	IE3
	448	31	6,48	1192	2,3	NR102-3E90S/2B		30		
	530	26	5,47	1148	2,5	MR102-2E90S/2A	3,19	27		IE2
	578	24	5,01	1125	2,5	NR102-2E90S/2A		29		
	634	22	4,57	1100	2,8					
	736	19	3,94	1060	2,9					
	147	94	9,87	384	0,8	MR002-3E90L/4D	3,30	27	106	IE3
	167	82	8,70	475	0,9	NR002-3E90L/4D		28		
	172	80	8,45	569	0,9	MR002-2E90L/4C	3,40	26		IE2
	185	74	7,84	644	1,0	NR002-2E90L/4C		27		
	195	71	7,45	637	1,0					
	210	66	6,91	703	1,1					
	242	57	6,00	735	1,2					
	260	53	5,57	786	1,2					
	318	43	4,56	730	1,3					
	372	37	3,90	811	1,5					
	401	34	3,62	842	1,5					

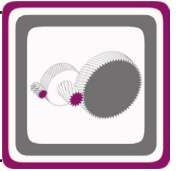
*: IE2 ve IE3 motorlu redüktör fiyatları farklıdır. / Geared motor prices are different for IE2 and IE3 motors. / Preise von Getrieben mit IE2 und IE3 Motoren sind unterschiedlich.



Motorlu Güç Devir Sayfaları


Geared Motors Performance Tables

Leistung und Drehzahlübersicht von Getriebemotoren



Güç	IE3 Çıkış Devri	IE3 Çıkış Momenti	Çevrim Oranı	IE3 Güv. Rad. Yük Çıkış	IE3 Servis Faktörü	Tipi	Anma Akımı	Ağırlık	Ölçü Sayfası	Motor Verim Snf.*
Power	Output Speeds	Output Torque	Ratio	Per. O. Loads (Output)	Service Factors	Type	Rated Current	Weight	Dim. Page	Motor Eff. Class
Leistung P _g [KW] P _g [HP]	Abtriebswelle Drehzahlen n ₂ [r.p.m]	Abtriebswelle Drehmomente M ₂ [Nm]	Übersetzung i	Zul. Querkräfte (Abtrieb) F _{qam} [N]	Betriebsfaktor f _s	Typ	Nennstrom [A]	Gewicht ~ [kg]	Maße Seite	Motor Effizienz-klasse
1,5 2,0	420 483 521 637 744	33 28 26 22 19	6,91 6,00 5,57 4,56 3,90	1023 1008 1018 949 960	1,7 1,8 1,9 2,1 2,4	MR002-3E90S/2B NR002-3E90S/2B MR002-2E90S/2A NR002-2E90S/2A	2,97 3,19	25 27 24 26	106	IE3 IE2
2,2 3,0	0,93 1,1 1,2 1,3 1,6 1,7 1,9 2,2 2,5 2,7	20133 17763 15770 14070 11921 10977 9790 8662 7713 7151	1552,10 1368,27 1213,85 1082,31 914,74 842,80 750,24 662,54 588,87 546,94	80517 96442 107571 115554 124687 128448 132559 136320 139289 140965	0,9 1,0 1,1 1,3 1,5 1,6 1,8 2,1 2,3 2,5	MR975-3E100L/4C NR975-3E100L/4C MR975-2E100L/4B NR975-2E100L/4B	4,65 4,85	1117 1167 1116 1166	135	IE3 IE2
	2,8 3,2 3,7	6816 6126 5221	510,11 457,99 390,41	141940 143886 146314	2,6 2,9 3,4	MR974-3E100L/4C NR974-3E100L/4C MR974-2E100L/4B NR974-2E100L/4B	4,65 4,85	1132 1182 1131 1181	134	IE3 IE2
	1,2 1,4 1,6 1,8 2,0	15697 13582 11869 10480 9331	1210,51 1049,18 915,85 807,91 718,74	53401 68923 78704 85242 90183	0,8 1,0 1,1 1,2 1,4	MR875-3E100L/4C NR875-3E100L/4C MR875-2E100L/4B NR875-2E100L/4B	4,65 4,85	622 627 621 626	132	IE3 IE2
	2,5 2,8	7821 6931	390,74 345,67	95889 98966	1,7 1,9	MR874-3E112M/6B NR874-3E112M/6B MR874-2E112M/6A NR874-2E112M/6A	4,95 5,32	606 611 603 608	131	IE3 IE2
	3,2 3,7 4,2 5,0 6,1	5936 5205 4612 3907 3208	446,42 390,74 345,67 292,15 239,61	102173 104336 105998 107872 109927	2,2 2,5 2,8 3,3 4,0	MR874-3E100L/4C NR874-3E100L/4C MR874-2E100L/4B NR874-2E100L/4B	4,65 4,85	607 612 606 611	131	IE3 IE2
	2,4 2,7 3,1 3,5 4,0 4,6 5,3 6,0 6,8 7,6	7903 7073 6222 5572 4812 4173 3655 3226 2865 2557	594,92 532,29 467,43 418,17 361,62 313,11 273,85 241,42 214,17 190,96	49168 52235 55047 57040 59086 60698 61916 62867 63629 64253	1,0 1,1 1,3 1,4 1,7 1,9 2,2 2,5 2,8 3,1	MR774-3E100L/4C NR774-3E100L/4C MR774-2E100L/4B NR774-2E100L/4B	4,65 4,85	331 404 330 403	128	IE3 IE2
	4,9 5,5 6,5 7,8 8,7	4012 3573 3050 2539 2265	196,61 174,89 149,11 124,07 110,55	28019 30245 32556 34480 35446	1,1 1,2 1,4 1,7 1,9	MR673-3E112M/6B NR673-3E112M/6B MR673-2E112M/6A NR673-2E112M/6A	4,95 5,32	196 197 193 194	124	IE3 IE2

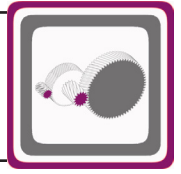
*: IE2 ve IE3 motorlu redüktör fiyatları farklıdır. / Geared motor prices are different for IE2 and IE3 motors. / Preise von Getrieben mit IE2 und IE3 Motoren sind unterschiedlich.



Motorlu Güç Devir Sayfaları


Geared Motors Performance Tables

Leistung und Drehzahlübersicht von Getriebemotoren



Güç	IE3 Çıkış Devri	IE3 Çıkış Momenti	Çevrim Oranı	IE3 Güv. Rad. Yük Çıkış	IE3 Servis Faktörü	Tipi	Anma Akımı	Ağırlık	Ölçü Sayfası	Motor Verim Sınıfı*
Power	Output Speeds	Output Torque	Ratio	Per.O. Loads (Output)	Service Factors	Type	Rated Current	Weight	Dim. Page	Motor Eff. Class
Leistung P _g [kW] P _g [HP]	Abtriebswelle Drehzahlen n ₂ [r.p.m]	Abtriebswelle Drehmomente M ₂ [Nm]	Übersetzung i	Zul.Querkräfte (Abtrieb) F _{qam} [N]	Betriebsfaktor f _s	Typ	Nennstrom [A]	Gewicht ~ [kg]	Maße Seite	Motor Effizienz-klasse
2,2 3,0	5,0	3878	291,25	12487	0,8	MR574-3E100L/4C	4,65	150	122	IE3
	5,6	3450	258,87	16573	0,9	NR574-3E100L/4C		156		
	6,5	2953	221,40	20078	1,0	MR574-2E100L/4B NR574-2E100L/4B	4,85	149 155		IE2
	7,2	2748	134,45	21288	1,1	MR573-3E112M/6B	4,95	144	121	IE3
	8,1	2434	118,95	22947	1,2	NR573-3E112M/6B MR573-2E112M/6A NR573-2E112M/6A	5,32	150 141 147		IE2
	8,7	2280	167,32	23646	1,3	MR573-3E100L/4C	4,65	140	121	IE3
	9,4	2093	153,61	24525	1,4	NR573-3E100L/4C		146		
	11	1835	134,45	25569	1,6	MR573-2E100L/4B	4,85	139		IE2
	12	1625	118,95	26371	1,8	NR573-2E100L/4B		145		
	14	1376	100,53	24667	2,2					
	18	1129	82,45	28045	2,7					
	20	998	72,81	28440	3,0					
	22	888	64,72	27611	3,4					
	26	752	54,74	26326	4,0					
	30	671	48,74	25458	4,0					
	10	1905	139,54	8420	0,8	MR473-3E100L/4C	4,65	108	118	IE3
	12	1705	124,85	13075	0,9	NR473-3E100L/4C		111		
	13	1499	109,64	16237	1,0	MR473-2E100L/4B	4,85	109		IE2
	16	1254	91,58	17885	1,2	NR473-2E100L/4B		110		
	17	1185	86,52	17690	1,3					
	20	1002	73,09	17091	1,5					
	23	874	63,70	16584	1,8					
	26	767	55,82	16087	2,0					
	30	674	49,05	15595	2,3					
	34	588	42,75	15070	2,6					
	39	516	37,45	14566	3,0					
	47	427	30,93	13844	3,6					
	20	995	72,81	7973	0,8	MR373-3E100L/4C	4,65	67	115	IE3
	23	847	61,91	7909	1,0	NR373-3E100L/4C		68		
	27	727	53,04	7802	1,1	MR373-2E100L/4B	4,85	66		IE2
	30	658	48,00	7713	1,2	NR373-2E100L/4B		67		
	35	564	41,16	7552	1,5					
	41	484	35,25	7365	1,6					
	49	406	29,47	7127	1,8					
	57	348	25,27	6908	2,0					
	62	325	23,33	8493	2,5	MR372-3E100L/4C	4,65	66	115	IE3
	70	287	20,62	8112	2,7	NR372-3E100L/4C		69		
	79	257	18,45	7786	2,9	MR372-2E100L/4B	4,85	65		IE2
	90	226	16,20	7423	3,1	NR372-2E100L/4B		68		
	107	189	13,53	6953	3,5					
	116	174	12,48	6753	3,7					
	27	741	54,12	5713	0,8	MR283-3E100L/4C	4,65	60	112	IE3
	31	636	46,37	5867	0,9	NR283-3E100L/4C		62		
	35	576	41,96	5836	1,0	MR283-2E100L/4B	4,85	59		IE2
	40	493	35,98	5760	1,0	NR283-2E100L/4B		61		
	47	423	30,82	5657	1,1					

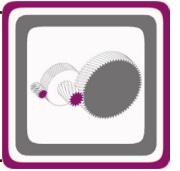
*: IE2 ve IE3 motorlu redüktör fiyatları farklıdır. / Geared motor prices are different for IE2 and IE3 motors. / Preise von Getrieben mit IE2 und IE3 Motoren sind unterschiedlich.



Motorlu Güç Devir Sayfaları


Geared Motors Performance Tables

Leistung und Drehzahlübersicht von Getriebemotoren



Güç	IE3 Çıkış Devri	IE3 Çıkış Momenti	Çevrim Oranı	IE3 Güv. Rad. Yük Çıkış Per. O. Loads (Output)	IE3 Servis Faktörü	Tipi	Anma Akımı	Ağırlık	Ölçü Sayfası	Motor Verim Snf.*
Power	Output Speeds	Output Torque	Ratio	Per. O. Loads (Output)	Service Factors	Type	Rated Current	Weight	Dim. Page	Motor Eff. Class
Leistung P _g [kW] P _g [HP]	Abtriebswelle Drehzahlen n ₂ [r.p.m]	Abtriebswelle Drehmomente M ₂ [Nm]	Übersetzung i	Zul.Querkräfte (Abtrieb) F _{qam} [N]	Betriebsfaktor f _s	Typ	Nennstrom [A]	Gewicht ~ [kg]	Maße Seite	Motor Effizienz-klasse
2,2 3,0	57	351	25,23	6888	1,5	MR282-3E100L/4C	4,65	57	112	IE3
	67	301	21,66	7074	1,7	NR282-3E100L/4C		61		
	76	265	19,06	6759	1,8	MR282-2E100L/4B	4,85	56		IE2
	86	236	16,91	6461	2,0	NR282-2E100L/4B		60		
	101	200	14,31	6071	2,2					
	118	171	12,24	5731	2,5					
	137	148	10,57	5430	2,8					
	151	135	9,61	5246	3,0					
	174	116	8,33	4981	3,3	MR282-3E100L/4C	4,65	57	112	IE3
						NR282-3E100L/4C		61		
						MR282-2E100L/4B	4,85	56		IE2
						NR282-2E100L/4B		60		
	40	501	36,55	1614	0,9	MR273-3E100L/4C	4,65	50	110	IE3
	48	419	30,48	2461	1,1	NR273-3E100L/4C		52		
	57	352	25,55	3087	1,2	MR273-2E100L/4B	4,85	49		IE2
						NR273-2E100L/4B		51		
	68	299	21,43	3552	1,5	MR272-3E100L/4C	4,65	48	110	IE3
	79	255	18,33	3855	1,7	NR272-3E100L/4C		50		
	90	224	16,07	4043	1,9	MR272-2E100L/4B	4,85	47		IE2
	102	198	14,21	4173	2,1	NR272-2E100L/4B		49		
	121	167	11,95	4290	2,3					
	143	142	10,16	4343	2,6					
	167	122	8,71	4150	3,0					
	233	87	6,21	3709	3,8					
	274	74	5,28	3493	3,6					
		59	339	24,77	1346	0,8	MR203-3E100L/4C	4,65	48	109
62		318	23,23	1678	0,8	NR203-3E100L/4C		50		
						MR203-2E100L/4B	4,85	47		IE2
						NR203-2E100L/4B		49		
	72	279	20,10	3486	0,9	MR202-3E100L/4C	4,65	48	109	IE3
	77	262	18,85	3657	1,0	NR202-3E100L/4C		50		
	90	223	16,03	4011	1,1	MR202-2E100L/4B	4,85	47		IE2
	98	207	14,86	4140	1,2	NR202-2E100L/4B		49		
	104	194	13,92	4236	1,2					
	119	170	12,18	4389	1,3					
	134	151	10,81	4485	1,4					
	144	141	10,07	4525	1,5					
	173	117	8,40	4358	1,7					
	206	99	7,04	4078	1,9					
	250	81	5,80	3859	2,2					
	286	71	5,08	3669	2,3					
	322	63	4,50	3507	2,4					
	345	59	4,20	3417	2,5					
	414	49	3,50	3195	2,5					
		79	254	18,28	554	0,8	MR172-3E100L/4C	4,65	38	108
85		239	17,14	724	0,8	NR172-3E100L/4C		40		
99		203	14,57	1089	1,0	MR172-2E100L/4B	4,85	37		IE2
115		177	12,66	1342	1,1	NR172-2E100L/4B		39		
131		155	11,08	1534	1,2					
152		133	9,53	1406	1,3					
162		125	8,94	1483	1,3					
191		106	7,60	1643	1,5					
205		99	7,08	1699	1,6					

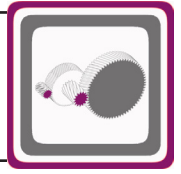
*: IE2 ve IE3 motorlu redüktör fiyatları farklıdır. / Geared motor prices are different for IE2 and IE3 motors. / Preise von Getrieben mit IE2 und IE3 Motoren sind unterschiedlich.



Motorlu Güç Devir Sayfaları


Geared Motors Performance Tables

Leistung und Drehzahlübersicht von Getriebemotoren



Güç	IE3 Çıkış Devri	IE3 Çıkış Momenti	Çevrim Oranı	IE3 Güv. Rad. Yük Çıkış	IE3 Servis Faktörü	Tipi	Anma Akımı	Ağırlık	Ölçü Sayfası	Motor Verim Sınıfı*	
Power	Output Speeds	Output Torque	Ratio	Per.O. Loads (Output)	Service Factors	Type	Rated Current	Weight	Dim. Page	Motor Eff. Class	
Leistung P _g [kW] P _g [HP]	Abtriebswelle Drehzahlen n ₂ [r.p.m]	Abtriebswelle Drehmomente M ₂ [Nm]	Übersetzung i	Zul.Querkräfte (Abtrieb) F _{qam} [N]	Betriebsfaktor f _s	Typ	Nennstrom [A]	Gewicht ~ [kg]	Maße Seite	Motor Effizienz- klasse	
2,2 3,0	220	92	6,60	1745	1,6	MR172-3E100L/4C	4,65	38	108	IE3	
	251	81	5,78	1816	1,7	NR172-3E100L/4C		40			
	303	67	4,78	1882	1,9	MR172-2E100L/4B	4,85	37		IE2	
	355	57	4,09	1807	2,1	NR172-2E100L/4B		39			
	429	47	3,38	1833	2,3						
	439	46	6,60	1916	2,7	MR172-3E90L/2C	4,25	31	108	IE3	
	502	40	5,78	1906	3,0	NR172-3E90L/2C		33			
	607	33	4,78	1867	3,3	MR172-2E90L/2B	4,48	30		IE2	
	710	29	4,09	1777	3,5	NR172-2E90L/2B		32			
	3,0 4,0	1,2	21504	1213,85	68484	0,8	MR975-3E100L/4D	6,26	1131	135	IE3
		1,3	19187	1082,31	87173	0,9	NR975-3E100L/4D		1181		
		1,6	16256	914,74	105024	1,1	MR975-2E100L/4C	6,42	1129		IE2
		1,7	14968	842,80	111316	1,2	NR975-2E100L/4C		1179		
		1,9	13350	750,24	118765	1,3					
2,2		11812	662,54	125117	1,5						
2,5		10517	588,87	129906	1,7						
2,7		9752	546,94	132691	1,8						
2,8		9295	510,11	134243	1,9	MR974-3E100L/4D	6,26	1145	134	IE3	
3,2		8353	457,99	137305	2,2	NR974-3E100L/4D		1195			
3,7		7119	390,41	141059	2,5	MR974-2E100L/4C	6,42	1143		IE2	
4,2		6284	344,17	143447	2,9	NR974-2E100L/4C		1193			
4,7		5581	305,33	145364	3,2						
2,8		9402	345,67	90007	1,4	MR874-3E132S/6B	6,55	619	131	IE3	
						NR874-3E132S/6B		624			
						MR874-2E132S/6A	6,85	614		IE2	
						NR874-2E132S/6A		619			
3,2		8095	446,42	95060	1,6	MR874-3E100L/4D	6,26	604	131	IE3	
3,7		7098	390,74	98451	1,8	NR874-3E100L/4D		609			
4,2		6290	345,67	101078	2,1	MR874-2E100L/4C	6,42	602		IE2	
5,0		5327	292,15	103984	2,4	NR874-2E100L/4C		607			
6,1		4374	239,61	106644	3,0						
6,9		3869	211,60	107969	3,4						
7,7		3444	188,08	109043	3,8						
8,3		3193	174,68	110099	4,0						
9,8		2705	147,61	115458	4,0						
12		2308	125,70	118854	4,0						
13		1980	107,60	121258	4,0						
3,5	7598	418,17	50336	1,1	MR774-3E100L/4D	6,26	320	128	IE3		
4,0	6562	361,62	53959	1,2	NR774-3E100L/4D		391				
					MR774-2E100L/4C	6,42	318		IE2		
					NR774-2E100L/4C		389				
4,6	5781	208,82	56440	1,4	MR773-3E132S/6B	6,55	317	127	IE3		
5,4	4956	178,78	58748	1,6	NR773-3E132S/6B		383				
6,5	4124	148,73	60850	1,9	MR773-2E132S/6A	6,85	312		IE2		
7,3	3693	133,05	61793	2,2	NR773-2E132S/6A		378				
8,4	3191	115,06	63024	2,5							
9,7	2767	99,63	63850	2,9							
11	2423	87,13	64534	3,3							
13	2139	76,81	65077	3,7							
14	1899	68,15	66229	4,0							

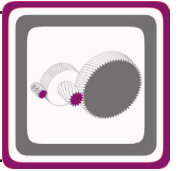
*: IE2 ve IE3 motorlu redüktör fiyatları farklıdır. / Geared motor prices are different for IE2 and IE3 motors. / Preise von Getrieben mit IE2 und IE3 Motoren sind unterschiedlich.



Motorlu Güç Devir Sayfaları


Geared Motors Performance Tables

Leistung und Drehzahlübersicht von Getriebemotoren



Güç	IE3 Çıkış Devri	IE3 Çıkış Momenti	Çevrim Oranı	IE3 Güv. Rad. Yük Çıkış Per. O. Loads (Output)	IE3 Servis Faktörü	Tipi	Anma Akımı	Ağırlık	Ölçü Sayfası	Motor Verim Sınıfı*	
Power	Output Speeds	Output Torque	Ratio	Per. O. Loads (Output)	Service Factors	Type	Rated Current	Weight	Dim. Page	Motor Eff. Class	
Leistung P _g [kW] P _g [HP]	Abtriebswelle Drehzahlen n ₂ [r.p.m.]	Abtriebswelle Drehmomente M ₂ [Nm]	Übersetzung i	Zul. Querkräfte (Abtrieb) F _{qam} [N]	Betriebsfaktor f _s	Typ	Nennstrom [A]	Gewicht ~ [kg]	Maße Seite	Motor Effizienz-klasse	
3,0 4,0	6,5	4135	149,11	27341	1,0	MR673-3E132S/6B	6,55	226	124	IE3	
	7,8	3441	124,07	30850	1,2	NR673-3E132S/6B		228			
	8,8	3070	110,55	32471	1,4	MR673-2E132S/6A	6,85	221		IE2	
	10	2613	94,17	34257	1,6	NR673-2E132S/6A		223			
	12	2249	80,96	35537	1,9						
	14	1955	70,26	36494	2,2						
	16	1711	61,42	37234	2,5						
	18	1506	53,99	36465	2,9						
	18	1468	52,68	36219	2,9						
	21	1264	45,29	34729	3,4						
	25	1099	39,30	33361	3,9						
	28	962	34,36	32093	4,0						
		7,5	3538	194,15	15818	0,8	MR574-3E100L/4D	6,26	154	122	IE3
							NR574-3E100L/4D		148		
							MR574-2E100L/4C	6,42	152		IE2
							NR574-2E100L/4C		146		
		8,7	3111	167,32	19059	1,0	MR573-3E100L/4D	6,26	144	121	IE3
		9,4	2856	153,61	20666	1,1	NR573-3E100L/4D		138		
		11	2503	134,45	22555	1,2	MR573-2E100L/4C	6,42	142		IE2
		12	2217	118,95	23939	1,4	NR573-2E100L/4C		136		
		14	1877	100,53	25413	1,6					
		18	1540	82,45	26678	1,9					
		20	1362	72,81	27295	2,2					
		22	1212	64,72	26831	2,5					
		26	1027	54,74	25667	2,9					
		30	916	48,74	24870	3,3					
		36	751	39,98	23535	3,8					
		41	664	35,31	22718	4,0					
	46	591	31,38	21958	4,0						
	16	1711	91,58	12963	0,9	MR473-3E100L/4D	6,26	109	118	IE3	
	17	1617	86,52	14572	1,0	NR473-3E100L/4D		112			
	20	1367	73,09	15967	1,1	MR473-2E100L/4C	6,42	107		IE2	
	23	1192	63,70	15605	1,3	NR473-2E100L/4C		110			
	26	1046	55,82	15229	1,5						
	30	920	49,05	14841	1,7						
	34	803	42,75	14412	1,9						
	39	704	37,45	13990	2,2						
	44	628	22,15	13591	2,5	MR472-3E132S/6B	6,55	119	118	IE3	
	52	531	18,72	13041	2,9	NR472-3E132S/6B		122			
	56	489	17,25	12773	3,0	MR472-2E132S/6A	6,85	114		IE2	
	63	436	15,35	12394	3,3	NR472-2E132S/6A		117			
	27	991	53,04	6831	0,8	MR373-3E100L/4D	6,26	69	115	IE3	
	30	898	48,00	6834	0,9	NR373-3E100L/4D		72			
	35	769	41,16	6798	1,1	MR373-2E100L/4C	6,42	67		IE2	
	41	660	35,25	6719	1,2	NR373-2E100L/4C		70			
	49	554	29,47	6587	1,4						
	57	475	25,27	6445	1,5						
	62	443	23,33	8279	1,8	MR372-3E100L/4D	6,26	67	115	IE3	
	70	392	20,62	8271	2,0	NR372-3E100L/4D		69			
	79	351	18,45	7929	2,1	MR372-2E100L/4C	6,42	65		IE2	
	90	308	16,20	7551	2,3	NR372-2E100L/4C		67			
	107	258	13,53	7061	2,6						
	116	238	12,48	6852	2,7						
	134	206	10,80	6498	3,0						

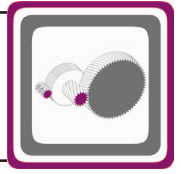
*: IE2 ve IE3 motorlu redüktör fiyatları farklıdır. / Geared motor prices are different for IE2 and IE3 motors. / Preise von Getrieben mit IE2 und IE3 Motoren sind unterschiedlich.



Motorlu Güç Devir Sayfaları


Geared Motors Performance Tables

Leistung und Drehzahlübersicht von Getriebemotoren



Güç	IE3 Çıkış Devri	IE3 Çıkış Momenti	Çevrim Oranı	IE3 Güv. Rad. Yük Çıkış	IE3 Servis Faktörü	Tipi	Anma Akımı	Ağırlık	Ölçü Sayfası	Motor*
Power	Output Speeds	Output Torque	Ratio	Per.O. Loads (Output)	Service Factors	Type	Rated Current	Weight	Dim. Page	Motor Eff. Class
Leistung P _g [kW] P _g [HP]	Abtriebswelle Drehzahlen n ₂ [r.p.m]	Abtriebswelle Drehmomente M ₂ [Nm]	Übersetzung i	Zul.Querkräfte (Abtrieb) F _{qam} [N]	Betriebsfaktor f _s	Typ	Nennstrom [A]	Gewicht ~ [kg]	Maße Seite	Motor Effizienz- klasse
3,0 4,0	154	180	9,41	6179	3,3	MR372-3E100L/4D	6,26	67	115	IE3
	176	158	8,25	5890	3,6	NR372-3E100L/4D MR372-2E100L/4C NR372-2E100L/4C	6,42	69 65 67		IE2
	47	578	30,82	5034	0,8	MR283-3E100L/4D NR283-3E100L/4D MR283-2E100L/4C NR283-2E100L/4C	6,26 6,42	61 63 59 61	112	IE3 IE2
	57	479	25,23	4803	1,1	MR282-3E100L/4D	6,26	59	112	IE3
	67	411	21,66	5284	1,2	NR282-3E100L/4D		61		
	76	362	19,06	5589	1,3	MR282-2E100L/4C	6,42	57		IE2
	86	322	16,91	5806	1,5	NR282-2E100L/4C		59		
	101	272	14,31	6014	1,6					
	118	233	12,24	5838	1,8					
	137	202	10,57	5523	2,0					
	151	184	9,61	5331	2,2					
	174	159	8,33	5055	2,5					
	201	138	7,21	4794	2,7					
	232	119	6,25	4614	3,0					
	271	102	5,35	4355	3,1					
	314	88	4,62	4125	3,2					
	345	80	4,20	3985	3,2					
	398	70	3,64	3783	3,5					
	57	480	25,55	855	0,9	MR273-3E100L/4D NR273-3E100L/4D MR273-2E100L/4C NR273-2E100L/4C	6,26 6,42	51 53 49 51	110	IE3 IE2
	68	407	21,43	1680	1,1	MR272-3E100L/4D	6,26	50	110	IE3
	79	348	18,33	2254	1,3	NR272-3E100L/4D		52		
	90	306	16,07	2639	1,4	MR272-2E100L/4C	6,42	48		IE2
	102	271	14,21	2932	1,5	NR272-2E100L/4C		50		
	121	228	11,95	3246	1,7					
	143	194	10,16	3455	1,9					
	167	166	8,71	3591	2,2					
	233	119	6,21	3454	2,8					
	274	101	5,28	3496	2,6					
	320	87	4,53	3357	2,7					
	90	304	16,03	2273	0,8	MR202-3E100L/4D	6,26	50	109	IE3
	98	283	14,86	2529	0,8	NR202-3E100L/4D		52		
	104	265	13,92	2726	0,9	MR202-2E100L/4C	6,42	48		IE2
	119	232	12,18	3069	1,0	NR202-2E100L/4C		50		
	134	206	10,81	3314	1,0					
	144	192	10,07	3434	1,1					
	173	160	8,40	3671	1,2					
	206	134	7,04	3819	1,4					
	250	111	5,80	3447	1,6					
	286	97	5,08	3527	1,7					
	322	86	4,50	3570	1,7					
	345	80	4,20	3489	1,8					
	414	67	3,50	3255	1,9					
	502	55	5,80	3026	2,5	MR202-3E100L/2C	5,58	48	109	IE3
	574	48	5,08	2879	2,6	NR202-3E100L/2C		50		
	647	43	4,50	2755	2,8	MR202-2E100L/2B	5,80	46		IE2
	694	40	4,20	2684	2,9	NR202-2E100L/2B		48		

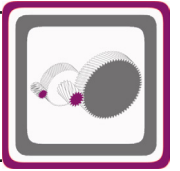
*: IE2 ve IE3 motorlu redüktör fiyatları farklıdır. / Geared motor prices are different for IE2 and IE3 motors. / Preise von Getrieben mit IE2 und IE3 Motoren sind unterschiedlich.



Motorlu Güç Devir Sayfaları


Geared Motors Performance Tables

Leistung und Drehzahlübersicht von Getriebemotoren



Güç	IE3 Çıkış Devri	IE3 Çıkış Momenti	Çevrim Oranı	IE3 Güv. Rad. Yük Çıkış Per. O. Loads (Output)	IE3 Servis Faktörü	Tipi	Anma Akımı	Ağırlık	Ölçü Sayfası	Motor Verim Sınıfı*	
Power	Output Speeds	Output Torque	Ratio	Per. O. Loads (Output)	Service Factors	Type	Rated Current	Weight	Dim. Page	Motor Eff. Class	
Leistung P _g [KW] P _g [HP]	Abtriebswelle Drehzahlen n ₂ [r.p.m.]	Abtriebswelle Drehmomente M ₂ [Nm]	Übersetzung i	Zul. Querkräfte (Abtrieb) F _{qam} [N]	Betriebsfaktor f _s	Typ	Nennstrom [A]	Gewicht ~ [kg]	Maße Seite	Motor Effizienz-klasse	
3,0 4,0	115	241	12,66	225	0,8	MR172-3E100L/4D	6,26	40	108	IE3	
	131	211	11,08	556	0,9	NR172-3E100L/4D		41			
	152	182	9,53	458	0,9	MR172-2E100L/4C	6,42	38		IE2	
	162	170	8,94	594	1,0	NR172-2E100L/4C		39			
	191	145	7,60	887	1,1						
	205	135	7,08	995	1,1						
	220	126	6,60	1088	1,2						
	251	110	5,78	1242	1,2						
	303	91	4,78	1406	1,4						
	355	78	4,09	1364	1,5						
	429	65	3,38	1466	1,7						
		441	63	6,60	1589	2,0	MR172-3E100L/2C	5,58	40	108	IE3
		505	55	5,78	1619	2,2	NR172-3E100L/2C		41		
		610	45	4,78	1640	2,4	MR172-2E100L/2B	5,80	38		IE2
	713	39	4,09	1571	2,6	NR172-2E100L/2B		39			
4,0 5,5	1,7	19821	842,80	82433	0,9	MR975-3E112M/4D	8,05	1137	135	IE3	
	1,9	17678	750,24	97186	1,0	NR975-3E112M/4D		1187			
	2,2	15641	662,54	108230	1,2	MR975-2E112M/4C	8,20	1135		IE2	
	2,5	13927	588,87	116428	1,3	NR975-2E112M/4C		1185			
	2,7	12913	546,94	120825	1,4						
		2,9	12308	510,11	123313	1,5	MR974-3E112M/4D	8,05	1187	134	IE3
		3,2	11061	457,99	128136	1,6	NR974-3E112M/4D		1237		
		3,7	9428	390,41	133687	1,9	MR974-2E112M/4C	8,20	1185		IE2
		4,2	8321	344,17	137316	2,2	NR974-2E112M/4C		1235		
		4,8	7390	305,33	140184	2,4					
		5,4	6596	272,24	142505	2,7					
		6,8	5244	216,03	146207	3,4					
		2,8	12536	345,67	75126	1,0	MR874-3E132M/6C	8,52	627	131	IE3
		3,3	10618	292,15	84759	1,2	NR874-3E132M/6C		632		
							MR874-2E132M/6B	8,80	622		IE2
							NR874-2E132M/6B		627		
		3,7	9399	390,74	90037	1,4	MR874-3E112M/4D	8,05	623	131	IE3
		4,2	8329	345,67	94199	1,6	NR874-3E112M/4D		628		
		5,0	7055	292,15	98633	1,8	MR874-2E112M/4C	8,20	621		IE2
		6,1	5792	239,61	102551	2,2	NR874-2E112M/4C		626		
		7,8	4561	188,08	106097	2,9					
		8,4	4228	174,68	106993	3,1					
		8,8	4078	110,17	107463	3,2	MR873-3E132M/6C	8,52	592	130	IE3
		9,7	3695	99,81	108446	3,5	NR873-3E132M/6C		597		
							MR873-2E132M/6B	8,80	587		IE2
							NR873-2E132M/6B		592		
		4,6	7714	208,82	49983	1,0	MR773-3E132M/6C	8,52	329	127	IE3
		5,4	6614	178,78	53856	1,2	NR773-3E132M/6C		397		
		6,5	5504	148,73	57240	1,5	MR773-2E132M/6B	8,80	324		IE2
		7,3	4929	133,05	58820	1,6	NR773-2E132M/6B		392		
	8,4	4259	115,06	60524	1,9						
	9,7	3693	99,63	61795	2,2						
	11	3234	87,13	62923	2,5						
	13	2854	76,81	63672	2,8						
	14	2535	68,15	64315	3,2						

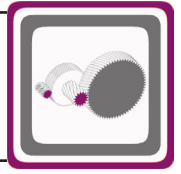
*: IE2 ve IE3 motorlu redüktör fiyatları farklıdır. / Geared motor prices are different for IE2 and IE3 motors. / Preise von Getrieben mit IE2 und IE3 Motoren sind unterschiedlich.



Motorlu Güç Devir Sayfaları


Geared Motors Performance Tables

Leistung und Drehzahlübersicht von Getriebemotoren



Güç	IE3 Çıkış Devri	IE3 Çıkış Momenti	Çevrim Oranı	IE3 Güv. Rad. Yük Çıkış	IE3 Servis Faktörü	Tipi	Anma Akımı	Ağırlık	Ölçü Sayfası	Motor Verim Snf.*
Power	Output Speeds	Output Torque	Ratio	Per.O. Loads (Output)	Service Factors	Type	Rated Current	Weight	Dim. Page	Motor Eff. Class
Leistung P _g [kW] P _g [HP]	Abtriebswelle Drehzahlen n ₂ [r.p.m]	Abtriebswelle Drehmomente M ₂ [Nm]	Übersetzung i	Zul.Querkräfte (Abtrieb) F _{qam} [N]	Betriebsfaktor f _s	Typ	Nennstrom [A]	Gewicht ~ [kg]	Maße Seite	Motor Effizienz- klasse
4,0 5,5	8,3	4310	174,89	26324	1,0	MR673-3E112M/4D	8,05	224	124	IE3
	9,8	3680	149,11	29726	1,2	NR673-3E112M/4D		233		
	12	3064	124,07	32500	1,4	MR673-2E112M/4C	8,20	222		IE2
	13	2733	110,55	33811	1,6	NR673-2E112M/4C		231		
	16	2283	61,42	35422	1,9	MR673-3E132M/6C	8,52	224	124	IE3
	18	2009	53,99	35379	2,1	NR673-3E132M/6C		232		
	18	1960	52,68	35160	2,2	MR673-2E132M/6B	8,80	219		IE2
	21	1687	45,29	33818	2,5	NR673-2E132M/6B		227		
	25	1466	39,30	32570	2,9					
	28	1284	34,36	31402	3,3					
	32	1130	30,20	30300	3,7					
	12	2937	118,95	20176	1,0	MR573-3E112M/4D	8,05	149	121	IE3
	15	2486	100,53	22685	1,2	NR573-3E112M/4D		143		
	18	2040	82,45	24752	1,5	MR573-2E112M/4C	8,20	147		IE2
	20	1804	72,81	25715	1,7	NR573-2E112M/4C		141		
	23	1605	64,72	25814	1,9					
	27	1360	54,74	24800	2,2					
	30	1213	48,74	24094	2,5					
	37	995	39,98	22891	2,9					
	41	880	35,31	22145	3,1					
	47	783	31,38	21445	3,4					
	54	681	27,00	20567	4,0	MR572-3E112M/4D	8,05	142	121	IE3
	63	581	23,02	19657	4,0	NR572-3E112M/4D		136		
						MR572-2E112M/4C	8,20	140		IE2
						NR572-2E112M/4C		134		
	20	1810	73,09	10931	0,9	MR473-3E112M/4D	8,05	122	118	IE3
	23	1580	63,70	14370	1,0	NR473-3E112M/4D		130		
	26	1386	55,82	14143	1,1	MR473-2E112M/4C	8,20	120		IE2
	30	1219	49,05	13884	1,3	NR473-2E112M/4C		128		
	34	1064	42,75	13575	1,5					
	39	933	37,45	13253	1,7					
	47	772	30,93	12756	2,0					
	57	642	25,67	12247	2,4					
	66	559	22,15	11834	2,6	MR472-3E112M/4D	8,05	115	118	IE3
	78	473	18,72	11358	3,1	NR472-3E112M/4D		123		
	85	435	17,25	11126	3,0	MR472-2E112M/4C	8,20	113		IE2
	95	388	15,35	10797	3,2	NR472-2E112M/4C		121		
	41	874	35,25	5913	0,9	MR373-3E112M/4D	8,05	76	115	IE3
	50	734	29,47	5910	1,0	NR373-3E112M/4D		78		
	58	629	25,27	5863	1,1	MR373-2E112M/4C	8,20	74		IE2
	67	539	21,65	5782	1,2	NR373-2E112M/4C		76		
	71	520	20,62	6457	1,5	MR372-3E112M/4D	8,05	76	115	IE3
	79	465	18,45	6779	1,6	NR372-3E112M/4D		79		
	90	409	16,20	7066	1,7	MR372-2E112M/4C	8,20	74		IE2
	108	342	13,53	7172	2,0	NR372-2E112M/4C		77		
	117	315	12,48	6955	2,1					
	135	273	10,80	6586	2,3					
	155	238	9,41	6257	2,5					
	177	209	8,25	5957	2,7					
	213	173	6,84	5605	3,2					

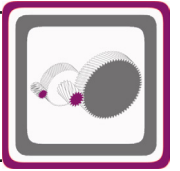
*: IE2 ve IE3 motorlu redüktör fiyatları farklıdır. / Geared motor prices are different for IE2 and IE3 motors. / Preise von Getrieben mit IE2 und IE3 Motoren sind unterschiedlich.



Motorlu Güç Devir Sayfaları


Geared Motors Performance Tables

Leistung und Drehzahlübersicht von Getriebemotoren



Güç	IE3 Çıkış Devri	IE3 Çıkış Momenti	Çevrim Oranı	IE3 Güv. Rad. Yük Çıkış Per. O. Loads (Output)	IE3 Servis Faktörü	Tipi	Anma Akımı	Ağırlık	Ölçü Sayfası	Motor Verim Snf.*	
Power	Output Speeds	Output Torque	Ratio	Per. O. Loads (Output)	Service Factors	Type	Rated Current	Weight	Dim. Page	Motor Eff. Class	
Leistung P _g [kW] P _g [HP]	Abtriebswelle Drehzahlen n ₂ [r.p.m]	Abtriebswelle Drehmomente M ₂ [Nm]	Übersetzung i	Zul. Querkräfte (Abtrieb) F _{qam} [N]	Betriebsfaktor f _s	Typ	Nennstrom [A]	Gewicht ~ [kg]	Maße Seite	Motor Effizienz-klasse	
4,0 5,5	77	480	19,06	3648	1,0	MR282-3E112M/4D	8,05	69	112	IE3	
	86	426	16,91	4081	1,1	NR282-3E112M/4D		71			
	102	361	14,31	4552	1,2	MR282-2E112M/4C	8,20	67		IE2	
	119	309	12,24	4872	1,4	NR282-2E112M/4C		69			
	138	267	10,57	5086	1,5						
	152	243	9,61	5184	1,6						
	175	211	8,33	5133	1,9						
	202	183	7,21	4861	2,0						
	234	158	6,25	4693	2,3						
	273	135	5,35	4422	2,4						
	316	117	4,62	4182	2,4						
	348	107	4,20	4037	2,4						
	401	92	3,64	3827	2,6						
	463	80	3,15	3629	2,8						
		545	68	5,35	3420	3,8	MR282-3E112M/2C	7,28	69	112	IE3
							NR282-3E112M/2C		70		
						MR282-2E112M/2A	7,50	66		IE2	
						NR282-2E112M/2A		67			
	77	472	19,00	-	0,9	MR273-3E112M/4D	8,05	59	110	IE3	
						NR273-3E112M/4D		61			
						MR273-2E112M/4C	8,20	57		IE2	
						NR273-2E112M/4C		59			
	91	405	16,07	914	1,0	MR272-3E112M/4D	8,05	59	110	IE3	
	103	359	14,21	1405	1,1	NR272-3E112M/4D		61			
	122	302	11,95	1960	1,3	MR272-2E112M/4C	8,20	57		IE2	
	144	257	10,16	2361	1,5	NR272-2E112M/4C		59			
	168	221	8,71	2652	1,6						
	235	157	6,21	2693	2,1						
	276	134	5,28	2848	2,0						
	323	115	4,53	2946	2,0						
	469	79	6,21	2962	3,6	MR272-3E112M/2C	7,28	58	110	IE3	
	552	67	5,28	2788	2,9	NR272-3E112M/2C		60			
	644	58	4,53	2633	3,1	MR272-2E112M/2A	7,50	55		IE2	
						NR272-2E112M/2A		57			
	135	273	10,81	1872	0,8	MR202-3E112M/4D	8,05	59	109	IE3	
	145	254	10,07	2088	0,8	NR202-3E112M/4D		61			
	174	212	8,40	2548	0,9	MR202-2E112M/4C	8,20	57		IE2	
	207	178	7,04	2875	1,0	NR202-2E112M/4C		59			
	252	146	5,80	2520	1,2						
	288	128	5,08	2714	1,2						
	324	114	4,50	2849	1,3						
	348	106	4,20	2912	1,4						
	417	89	3,50	3030	1,4						
	502	73	5,80	3088	1,8	MR202-3E112M/2C	7,28	56	109	IE3	
	574	64	5,08	2934	1,9	NR202-3E112M/2C		58			
	647	57	4,50	2803	2,1	MR202-2E112M/2A	7,50	53		IE2	
	694	53	4,20	2729	2,2	NR202-2E112M/2A		55			
	206	179	7,08	130	0,9	MR172-3E112M/4D	8,05	49	108	IE3	
	221	167	6,60	282	0,9	NR172-3E112M/4D		51			
	253	146	5,78	535	0,9	MR172-2E112M/4C	8,20	47		IE2	
	306	121	4,78	821	1,1	NR172-2E112M/4C		49			
	357	104	4,09	817	1,2						

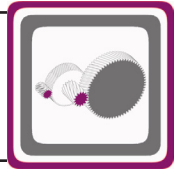
*: IE2 ve IE3 motorlu redüktör fiyatları farklıdır. / Geared motor prices are different for IE2 and IE3 motors. / Preise von Getrieben mit IE2 und IE3 Motoren sind unterschiedlich.



Motorlu Güç Devir Sayfaları


Geared Motors Performance Tables

Leistung und Drehzahlübersicht von Getriebemotoren



Güç	IE3 Çıkış Devri	IE3 Çıkış Momenti	Çevrim Oranı	IE3 Güv. Rad. Yük Çıkış	IE3 Servis Faktörü	Tipi	Anma Akımı	Ağırlık	Ölçü Sayfası	Motor Verim Sınıfı*	
Power	Output Speeds	Output Torque	Ratio	Per.O. Loads (Output)	Service Factors	Type	Rated Current	Weight	Dim. Page	Motor Eff. Class	
Leistung P _g [kW] P _g [HP]	Abtriebswelle Drehzahlen n ₂ [r.p.m]	Abtriebswelle Drehmomente M ₂ [Nm]	Übersetzung i	Zul.Querkräfte (Abtrieb) F _{qam} [N]	Betriebsfaktor f _s	Typ	Nennstrom [A]	Gewicht ~ [kg]	Maße Seite	Motor Effizienz-klasse	
4,0 5,5	432	86	3,38	1013	1,3	MR172-3E112M/4D NR172-3E112M/4D MR172-2E112M/4C NR172-2E112M/4C	8,05 8,20	49 51 47 49	108	IE3 IE2	
	441	84	6,60	1180	1,5	MR172-3E112M/2C	7,28	47	108	IE3	
	505	73	5,78	1262	1,6	NR172-3E112M/2C		49			
	610	61	4,78	1344	1,8	MR172-2E112M/2A	7,50	44		IE2	
	713	52	4,09	1295	1,9	NR172-2E112M/2A		46			
	5,5 7,5	2,2	21507	662,54	68481	0,8	MR975-3E132S/4C	10,65	1167	135	IE3
		2,5	19149	588,87	87436	0,9	NR975-3E132S/4C		1217		
		2,7	17756	546,94	96484	1,0	MR975-2E132S/4B NR975-2E132S/4B	11,05	1161 1211		IE2
		2,9	16923	510,11	101358	1,1	MR974-3E132S/4C	10,65	1217	134	IE3
		3,2	15209	457,99	110131	1,2	NR974-3E132S/4C		1267		
3,7		12963	390,41	120425	1,4	MR974-2E132S/4B	11,05	1211		IE2	
4,2		11441	344,17	126552	1,6	NR974-2E132S/4B		1261			
4,8		10161	305,33	131221	1,8						
5,4		9070	272,24	135142	2,0						
6,8		7210	216,03	140792	2,5						
7,6		6458	193,13	142959	2,8						
8,5		5765	172,08	144871	3,1						
4,2		11452	345,67	80614	1,1	MR874-3E132S/4C	10,65	632	131	IE3	
5,0		9700	292,15	88651	1,3	NR874-3E132S/4C		637			
6,1		7964	239,61	95432	1,6	MR874-2E132S/4B	11,05	626		IE2	
6,9		7044	211,60	98670	1,8	NR874-2E132S/4B		631			
7,8		6271	188,08	101138	2,1						
8,4		5814	174,68	102544	2,2						
9,9		4925	147,61	105133	2,6						
12		4203	125,70	107100	3,1						
6,5		7573	148,73	50526	1,1	MR773-3E132M/6D NR773-3E132M/6D MR773-2E132M/6C NR773-2E132M/6C	11,55 12,00	329 397 324 392	127	IE3 IE2	
7,0		7075	208,82	52227	1,1	MR773-3E132S/4C	10,65	337	127	IE3	
8,2		6066	178,78	55529	1,3	NR773-3E132S/4C		405			
9,8		5049	148,73	58498	1,6	MR773-2E132S/4B	11,05	331		IE2	
11		4521	133,05	59836	1,8	NR773-2E132S/4B		399			
13	3907	115,06	61334	2,0							
15	3388	99,63	62514	2,4							
17	2967	87,13	63418	2,7							
19	2619	76,81	64130	3,1							
21	2326	68,15	64706	3,4							
12	4213	124,07	26896	1,0	MR673-3E132S/4C	10,65	248	124	IE3		
13	3758	110,55	29275	1,1	NR673-3E132S/4C		258				
16	3199	94,17	31883	1,3	MR673-2E132S/4B	11,05	242		IE2		
18	2754	80,96	33692	1,6	NR673-2E132S/4B		252				
21	2394	70,26	32677	1,8							
24	2095	61,42	31668	2,1							
27	1844	53,99	30693	2,3							
28	1799	52,68	30506	2,4							
32	1549	45,29	29360	2,7							
37	1346	39,30	28291	3,0							

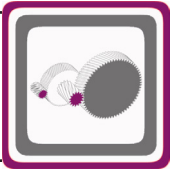
*: IE2 ve IE3 motorlu redüktör fiyatları farklıdır. / Geared motor prices are different for IE2 and IE3 motors. / Preise von Getrieben mit IE2 und IE3 Motoren sind unterschiedlich.



Motorlu Güç Devir Sayfaları


Geared Motors Performance Tables

Leistung und Drehzahlübersicht von Getriebemotoren



Güç	IE3 Çıkış Devri	IE3 Çıkış Momenti	Çevrim Oranı	IE3 Güv. Rad. Yük Çıkış Per. O. Loads (Output)	IE3 Servis Faktörü	Tipi	Anma Akımı	Ağırlık	Ölçü Sayfası	Motor* Verim Snf.	
Power	Output Speeds	Output Torque	Ratio	Per. O. Loads (Output)	Service Factors	Type	Rated Current	Weight	Dim. Page	Motor Eff. Class	
Leistung P _g [KW] P _g [HP]	Abtriebswelle Drehzahlen n ₂ [r.p.m]	Abtriebswelle Drehmomente M ₂ [Nm]	Übersetzung i	Zul. Querkräfte (Abtrieb) F _{qam} [N]	Betriebsfaktor f _s	Typ	Nennstrom [A]	Gewicht ~ [kg]	Maße Seite	Motor Effizienz-klasse	
5,5 7,5	42	1178	34,36	27288	3,2	MR673-3E132S/4C	10,65	248	124	IE3	
	48	1037	30,20	26340	3,5	NR673-3E132S/4C MR673-2E132S/4B NR673-2E132S/4B	11,05	258 242 252		IE2	
	18	2806	82,45	20959	1,1	MR573-3E132S/4C	10,65	176	121	IE3	
	20	2481	72,81	22669	1,2	NR573-3E132S/4C		170			
	23	2207	64,72	23984	1,4	MR573-2E132S/4B	11,05	170		IE2	
	27	1870	54,74	23571	1,6	NR573-2E132S/4B		164			
	30	1669	48,74	23000	1,8						
	37	1368	39,98	21994	2,1						
	41	1210	35,31	21352	2,3						
	47	1077	31,38	20741	2,5						
		54	937	27,00	19961	2,9	MR572-3E132S/4C	10,65	167	121	IE3
		63	800	23,02	19140	3,3	NR572-3E132S/4C		160		
54		937	27,00	19961	2,9	MR572-2E132S/4B	11,05	161		IE2	
63		800	23,02	19140	3,3	NR572-2E132S/4B		154			
76		666	19,15	18208	3,8						
86		594	17,07	17634	4,0						
	26	1906	55,82	8412	0,8	MR473-3E132S/4C	10,65	143	118	IE3	
	30	1676	49,05	12479	0,9	NR473-3E132S/4C		145			
	34	1463	42,75	12351	1,1	MR473-2E132S/4B	11,05	137		IE2	
	39	1283	37,45	12181	1,2	NR473-2E132S/4B		139			
	47	1062	30,93	11870	1,5						
	57	882	25,67	11512	1,8						
		66	769	22,15	11200	1,9	MR472-3E132S/4C	10,65	138	118	IE3
78		650	18,72	10822	2,2	NR472-3E132S/4C		141			
85		599	17,25	10632	2,2	MR472-2E132S/4B	11,05	132		IE2	
95		534	15,35	10358	2,3	NR472-2E132S/4B		135			
108		472	13,56	10060	2,6						
121		420	12,05	9776	2,8						
135		375	10,79	9455	2,9						
153		332	9,53	9162	3,2						
		58	865	25,27	5001	0,8	MR373-3E132S/4C	10,65	97	115	IE3
		67	742	21,65	5044	0,9	NR373-3E132S/4C		99		
	71	707	20,64	4882	0,9	MR373-2E132S/4B	11,05	91		IE2	
	78	641	18,68	4894	1,0	NR373-2E132S/4B		93			
		90	562	16,20	4684	1,3	MR372-3E132S/4C	10,65	97	115	IE3
108		470	13,53	5341	1,4	NR372-3E132S/4C		99			
117		433	12,48	5572	1,5	MR372-2E132S/4B	11,05	91		IE2	
135		375	10,80	5899	1,7	NR372-2E132S/4B		93			
155		328	9,41	6122	1,8						
177		287	8,25	6076	1,9						
213		238	6,84	5720	2,3						
245		208	5,97	5429	2,5						
279		182	5,23	5165	2,8						
295		173	4,96	5131	2,7						
340		150	4,29	4857	3,0						
390		131	3,74	4612	3,1						
		311	163	9,41	4921	2,8	MR372-3E132S/2B	9,90	90	115	IE3
		355	143	8,25	4688	3,1	NR372-3E132S/2B		92		
		428	119	6,84	4410	3,6	MR372-2E132S/2A	10,20	86		IE2
	491	103	5,97	4194	4,0	NR372-2E132S/2A		88			

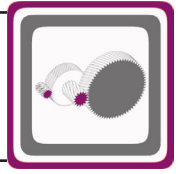
*: IE2 ve IE3 motorlu redüktör fiyatları farklıdır. / Geared motor prices are different for IE2 and IE3 motors. / Preise von Getrieben mit IE2 und IE3 Motoren sind unterschiedlich.



Motorlu Güç Devir Sayfaları


Geared Motors Performance Tables

Leistung und Drehzahlübersicht von Getriebemotoren



Güç	IE3 Çıkış Devri	IE3 Çıkış Momenti	Çevrim Oranı	IE3 Güv. Rad. Yük Çıkış	IE3 Servis Faktörü	Tipi	Anma Akımı	Ağırlık	Ölçü Sayfası	Motor Verim Snf.*
Power	Output Speeds	Output Torque	Ratio	Per.O. Loads (Output)	Service Factors	Type	Rated Current	Weight	Dim. Page	Motor Eff. Class
Leistung P _g [kW] P _g [HP]	Abtriebswelle Drehzahlen n ₂ [r.p.m]	Abtriebswelle Drehmomente M ₂ [Nm]	Übersetzung i	Zul.Querkräfte (Abtrieb) F _{qam} [N]	Betriebsfaktor f _s	Typ	Nennstrom [A]	Gewicht ~ [kg]	Maße Seite	Motor Effizienz-klasse
5,5 7,5	561	91	5,23	3998	4,0	MR372-3E132S/2B	9,90	90	115	IE3
	591	86	4,96	3956	4,0	NR372-3E132S/2B		92		
	683	74	4,29	3753	4,0	MR372-2E132S/2A	10,20	86		IE2
	784	65	3,74	3571	4,0	NR372-2E132S/2A		88		
	102	496	14,31	2350	0,9	MR282-3E132S/4C	10,65	90	112	IE3
	119	425	12,24	2987	1,0	NR282-3E132S/4C		92		
	138	367	10,57	3459	1,1	MR282-2E132S/4B	11,05	84		IE2
	152	335	9,61	3705	1,2	NR282-2E132S/4B		86		
	175	290	8,33	4003	1,3					
	202	251	7,21	4226	1,5					
	234	217	6,25	3795	1,7					
	273	186	5,35	3989	1,7					
	316	161	4,62	4111	1,7					
	348	147	4,20	4128	1,8					
	401	127	3,64	3906	1,9					
	463	110	3,15	3698	2,0					
	551	92	5,35	3466	2,8	MR282-3E132S/2B	9,90	84	112	IE3
	638	80	4,62	3281	2,9	NR282-3E132S/2B		86		
	701	72	4,20	3168	2,9	MR282-2E132S/2A	10,20	80		IE2
						NR282-2E132S/2A		82		
	122	415	11,95	-	0,9	MR272-3E132S/4C	10,65	81	110	IE3
	144	354	10,16	708	1,1	NR272-3E132S/4C		83		
	168	303	8,71	1236	1,2	MR272-2E132S/4B	11,05	75		IE2
	235	216	6,21	1548	1,5	NR272-2E132S/4B		77		
	276	184	5,28	1874	1,4					
	323	158	4,53	2112	1,5					
	396	129	3,69	2087	1,6					
	462	110	3,16	2238	1,8					
	474	107	6,21	2467	2,6	MR272-3E132S/2B	9,90	75	110	IE3
	557	91	5,28	2539	2,1	NR272-3E132S/2B		79		
	651	78	4,53	2576	2,3	MR272-2E132S/2A	10,20	71		IE2
						NR272-2E132S/2A		73		
7,5 10	3,2	20669	457,99	76047	0,9	MR974-3E132M/4D	14,40	1168	134	IE3
	3,8	17616	390,41	97327	1,0	NR974-3E132M/4D		1218		
	4,3	15549	344,17	108424	1,2	MR974-2E132M/4C	15,00	1163		IE2
	4,8	13809	305,33	116736	1,3	NR974-2E132M/4C		1213		
	5,2	13010	186,95	120420	1,4	MR973-3E160M/6	15,00	1115	133	IE3
	5,8	11616	166,73	126036	1,5	NR973-3E160M/6		1165		
	6,5	10463	150,02	130315	1,7	MR973-2E160M/6	15,00	1115		IE2
	7,3	9256	132,83	134478	1,9	NR973-2E160M/6		1165		
	8,3	8108	116,17	138161	2,2					
	9,4	7176	102,69	140965	2,5					
	11	6405	91,56	142982	2,8					
	12	5757	82,20	144783	3,1					
	5,0	13182	292,15	71383	1,0	MR874-3E132M/4D	14,40	628	131	IE3
	6,1	10823	239,61	83659	1,2	NR874-3E132M/4D		633		
	6,9	9573	211,60	89182	1,4	MR874-2E132M/4C	15,00	623		IE2
	7,8	8522	188,08	93365	1,5	NR874-2E132M/4C		628		
	8,4	7901	174,68	95659	1,6					

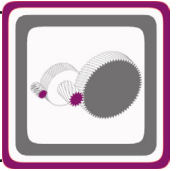
*: IE2 ve IE3 motorlu redüktör fiyatları farklıdır. / Geared motor prices are different for IE2 and IE3 motors. / Preise von Getrieben mit IE2 und IE3 Motoren sind unterschiedlich.



Motorlu Güç Devir Sayfaları


Geared Motors Performance Tables

Leistung und Drehzahlübersicht von Getriebemotoren



Güç	IE3 Çıkış Devri	IE3 Çıkış Momenti	Çevrim Oranı	IE3 Güv. Rad. Yük Çıkış Per. O. Loads (Output)	IE3 Servis Faktörü	Tipi	Anma Akımı	Ağırlık	Ölçü Sayfası	Motor* Verim Snf.
Power	Output Speeds	Output Torque	Ratio	Per. O. Loads (Output)	Service Factors	Type	Rated Current	Weight	Dim. Page	Motor Eff. Class
Leistung P _g [kW] P _g [HP]	Abtriebswelle Drehzahlen n ₂ [r.p.m]	Abtriebswelle Drehmomente M ₂ [Nm]	Übersetzung i	Zul. Querkräfte (Abtrieb) F _{qam} [N]	Betriebsfaktor f _s	Typ	Nennstrom [A]	Gewicht ~ [kg]	Maße Seite	Motor Effizienz-klasse
7,5 10	8,8	7647	110,17	96658	1,7	MR873-3E160M/6	15,00	635	130	IE3
	9,7	6928	99,81	99100	1,9	NR873-3E160M/6		640		
	11	6004	86,51	102028	2,2	MR873-2E160M/6	15,00	635		IE2
	13	5241	75,51	104284	2,5	NR873-2E160M/6		640		
	15	4496	64,77	106230	2,9					
	17	3925	56,54	107756	3,3					
	8,2	8246	178,78	47910	1,0	MR773-3E132M/4D	14,40	357	127	IE3
	9,9	6863	148,73	52957	1,2	NR773-3E132M/4D		443		
	11	6146	133,05	55281	1,3	MR773-2E132M/4C	15,00	352		IE2
	13	5311	115,06	57788	1,5	NR773-2E132M/4C		338		
	15	4606	99,63	59702	1,7					
	17	4034	87,13	61034	2,0					
	19	3561	76,81	62131	2,2					
	21	3162	68,15	63005	2,5					
	16	4349	94,17	26093	1,0	MR673-3E132M/4D	14,40	246	124	IE3
	18	3744	80,96	29344	1,1	NR673-3E132M/4D		257		
	21	3254	70,26	30780	1,3	MR673-2E132M/4C	15,00	241		IE2
	24	2848	61,42	30006	1,5	NR673-2E132M/4C		252		
27	2507	53,99	29229	1,7						
28	2445	52,68	29077	1,8						
32	2106	45,29	28127	2,0						
37	1830	39,30	27218	2,2						
43	1602	34,36	26347	2,4						
49	1410	30,20	25510	2,6						
63	1094	23,18	23803	3,4	MR672-3E132M/4D	14,40	241	124	IE3	
71	980	20,74	23095	3,7	NR672-3E132M/4D		251			
					MR672-2E132M/4C	15,00	236		IE2	
					NR672-2E132M/4C		246			
23	3001	64,72	19779	1,0	MR573-3E132M/4D	14,40	180	121	IE3	
27	2542	54,74	21922	1,2	NR573-3E132M/4D		173			
30	2268	48,74	21529	1,3	MR573-2E132M/4C	15,00	175		IE2	
37	1860	39,98	20784	1,5	NR573-2E132M/4C		168			
41	1645	35,31	20281	1,7						
47	1464	31,38	19787	1,8						
54	1273	27,00	19138	2,2	MR572-3E132M/4D	14,40	173	121	IE3	
64	1087	23,02	18436	2,4	NR572-3E132M/4D		166			
76	905	19,15	17620	2,8	MR572-2E132M/4C	15,00	168		IE2	
86	807	17,07	17108	3,0	NR572-2E132M/4C		161			
101	687	14,54	16401	3,5						
117	591	12,50	15743	3,9						
39	1744	37,45	10751	0,9	MR473-3E132M/4D	14,40	150	118	IE3	
47	1443	30,93	10687	1,1	NR473-3E132M/4D		153			
57	1200	25,67	10528	1,3	MR473-2E132M/4C	15,00	145		IE2	
					NR473-2E132M/4C		148			
66	1045	22,15	10350	1,4	MR472-3E132M/4D	14,40	143	118	IE3	
78	884	18,72	10102	1,6	NR472-3E132M/4D		146			
85	814	17,25	9968	1,6	MR472-2E132M/4C	15,00	138		IE2	
95	726	15,35	9766	1,7	NR472-2E132M/4C		141			
108	641	13,56	9537	1,9						
122	571	12,05	9310	2,0						
136	510	10,79	9017	2,2						
154	451	9,53	8774	2,3						

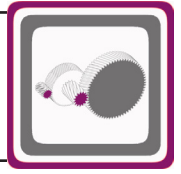
*: IE2 ve IE3 motorlu redüktör fiyatları farklıdır. / Geared motor prices are different for IE2 and IE3 motors. / Preise von Getrieben mit IE2 und IE3 Motoren sind unterschiedlich.



Motorlu Güç Devir Sayfaları


Geared Motors Performance Tables

Leistung und Drehzahlübersicht von Getriebemotoren



Güç	IE3 Çıkış Devri	IE3 Çıkış Momenti	Çevrim Oranı	IE3 Güv. Rad. Yük Çıkış	IE3 Servis Faktörü	Tipi	Anma Akımı	Ağırlık	Ölçü Sayfası	Motor Verim Sınıfı*	
Power	Output Speeds	Output Torque	Ratio	Per.O. Loads (Output)	Service Factors	Type	Rated Current	Weight	Dim. Page	Motor Eff. Class	
Leistung P _g [kW] P _g [HP]	Abtriebswelle Drehzahlen n ₂ [r.p.m]	Abtriebswelle Drehmomente M ₂ [Nm]	Übersetzung i	Zul.Querkräfte (Abtrieb) F _{qam} [N]	Betriebsfaktor f _s	Typ	Nennstrom [A]	Gewicht ~ [kg]	Maße Seite	Motor Effizienz-klasse	
7,5 10	173	401	8,47	8540	2,6	MR472-3E132M/4D	14,40	143	118	IE3	
	186	372	7,87	8391	2,7	NR472-3E132M/4D		146			
	220	315	6,65	8051	3,1	MR472-2E132M/4C	15,00	138		IE2	
						NR472-2E132M/4C		141			
	90	767	16,20	1533	0,9	MR372-3E132M/4D	14,40	104	115	IE3	
	108	641	13,53	2708	1,0	NR372-3E132M/4D		106			
	117	591	12,48	3143	1,1	MR372-2E132M/4C	15,00	99		IE2	
	136	512	10,80	3795	1,2	NR372-2E132M/4C		101			
	156	447	9,41	4287	1,3						
	178	392	8,25	4659	1,4						
	214	325	6,84	4633	1,7						
	246	284	5,97	4879	1,9						
	280	249	5,23	5050	2,1						
	313	222	9,41	5002	2,1	MR372-3E132S/2C	13,20	93	115	IE3	
	357	194	8,25	4759	2,3	NR372-3E132S/2C		95			
	430	161	6,84	4479	2,7	MR372-2E132S/2B	13,60	88		IE2	
	494	141	5,97	4254	3,0	NR372-2E132S/2B		90			
	563	123	5,23	4050	3,2						
	594	117	4,96	4018	3,2						
	686	101	4,29	3806	3,5						
	788	88	3,74	3617	3,7						
	139	500	10,57	1307	0,8	MR282-3E132M/4D	14,40	96	112	IE3	
	152	455	9,61	1746	0,9	NR282-3E132M/4D		98			
	176	394	8,33	2305	1,0	MR282-2E132M/4C	15,00	91		IE2	
203	341	7,21	2755	1,1	NR282-2E132M/4C		93				
234	296	6,25	2308	1,2							
274	253	5,35	2715	1,3							
317	219	4,62	3012	1,3							
349	199	4,20	3163	1,3							
403	172	3,64	3342	1,4							
465	150	3,15	3469	1,5							
551	126	5,35	3542	2,1	MR282-3E132S/2C	13,20	95	112	IE3		
638	109	4,62	3347	2,1	NR282-3E132S/2C		97				
701	99	4,20	3229	2,1	MR282-2E132S/2B	13,60	90		IE2		
					NR282-2E132S/2B		92				
144	481	10,16	-	0,8	MR272-3E132M/4D	14,40	87	110	IE3		
168	412	8,71	-	0,9	NR272-3E132M/4D		89				
236	294	6,21	-	1,1	MR272-2E132M/4C	15,00	82		IE2		
277	250	5,28	586	1,1	NR272-2E132M/4C		84				
324	215	4,53	1008	1,1							
397	175	3,69	1097	1,2							
464	150	3,16	1389	1,3							
474	146	6,21	1710	1,9	MR272-3E132S/2C	13,20	86	110	IE3		
557	125	5,28	1896	1,6	NR272-3E132S/2C		88				
651	107	4,53	2025	1,7	MR272-2E132S/2B	13,60	81		IE2		
					NR272-2E132S/2B		83				
11 15	5,2	19092	186,95	88052	0,9	MR973-3E160L/6	21,50	1151	133	IE3	
	5,8	17047	166,73	100656	1,1	NR973-3E160L/6		1201			
	7,3	13584	132,83	117951	1,3	MR973-2E160L/6	22,00	1151		IE2	
						NR973-2E160L/6		1201			

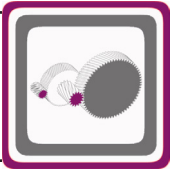
*: IE2 ve IE3 motorlu redüktör fiyatları farklıdır. / Geared motor prices are different for IE2 and IE3 motors. / Preise von Getrieben mit IE2 und IE3 Motoren sind unterschiedlich.



Motorlu Güç Devir Sayfaları


Geared Motors Performance Tables

Leistung und Drehzahlübersicht von Getriebemotoren



Güç	IE3 Çıkış Devri	IE3 Çıkış Momenti	Çevrim Oranı	IE3 Güv. Rad. Yük Çıkış Per. O. Loads (Output)	IE3 Servis Faktörü	Tipi	Anma Akımı	Ağırlık	Ölçü Sayfası	Motor Verim Sınıfı*	
Power	Output Speeds	Output Torque	Ratio	Per. O. Loads (Output)	Service Factors	Type	Rated Current	Weight	Dim. Page	Motor Eff. Class	
Leistung P _g [KW] P _g [HP]	Abtriebswelle Drehzahlen n ₂ [r.p.m]	Abtriebswelle Drehmomente M ₂ [Nm]	Übersetzung i	Zul.Querkräfte (Abtrieb) F _{qam} [N]	Betriebsfaktor f _s	Typ	Nennstrom [A]	Gewicht ~ [kg]	Maße Seite	Motor Effizienz-klasse	
11 15	7,9	12639	186,95	121960	1,4	MR973-3E160M/4C	21,00	1124	133	IE3	
	8,8	11286	166,73	127289	1,6	NR973-3E160M/4C		1174			
	9,8	10167	150,02	131366	1,8	MR973-2E160M/4B	21,00	1134		IE2	
	11	8994	132,83	135325	2,0	NR973-2E160M/4B		1184			
	13	7879	116,17	138864	2,3						
	14	6974	102,69	141553	2,6						
	16	6225	91,56	143669	2,9						
	18	5596	82,20	145376	3,2						
		8,8	11215	110,17	81975	1,2	MR873-3E160L/6	21,50	670	130	IE3
		9,7	10160	99,81	86825	1,3	NR873-3E160L/6		675		
		11	8806	86,51	92391	1,5	MR873-2E160L/6	22,00	670		IE2
		13	7687	75,51	96366	1,7	NR873-2E160L/6		675		
		15	6594	64,77	100069	2,0					
		13	7400	110,17	97507	1,8	MR873-3E160M/4C	21,00	661	130	IE3
		15	6705	99,81	99712	1,9	NR873-3E160M/4C		666		
		17	5811	86,51	102735	2,2	MR873-2E160M/4B	21,00	671		IE2
		19	5072	75,51	104765	2,6	NR873-2E160M/4B		676		
		23	4351	64,77	106745	3,0					
	26	3798	56,54	108184	3,4						
	28	3551	52,86	108779	3,7						
	11	8986	133,05	44711	0,9	MR773-3E160M/4C	21,00	429	127	IE3	
	13	7765	115,06	49800	1,0	NR773-3E160M/4C		521			
	15	6734	99,63	53467	1,2	MR773-2E160M/4B	21,00	439		IE2	
	17	5898	87,13	56099	1,4	NR773-2E160M/4B		531			
	19	5206	76,81	58078	1,5						
	22	4623	68,15	59610	1,7						
	24	4127	60,76	60845	1,9						
	25	3976	58,59	61203	2,0						
	29	3449	50,75	62406	2,3						
	33	3005	44,17	63359	2,7						
	37	2683	39,33	64020	3,0						
	42	2383	34,89	64611	3,4						
	47	2127	31,11	65098	3,8						
	49	2050	30,00	65243	3,9						
	24	4164	61,42	27133	1,0	MR673-3E160M/4C	21,00	298	124	IE3	
	27	3665	53,99	26699	1,2	NR673-3E160M/4C		311			
	28	3575	52,68	26608	1,2	MR673-2E160M/4B	21,00	308		IE2	
	32	3078	45,29	26002	1,4	NR673-2E160M/4B		321			
	37	2676	39,30	25370	1,5						
	43	2342	34,36	24729	1,6						
	49	2062	30,20	24085	1,8						
	55	1823	26,66	23442	1,9						
	63	1600	23,18	22704	2,3	MR672-3E160M/4C	21,00	296	124	IE3	
	71	1433	20,74	22110	2,5	NR672-3E160M/4C		306			
	82	1238	17,93	21331	2,8	MR672-2E160M/4B	21,00	306		IE2	
	95	1073	15,53	20560	3,1	NR672-2E160M/4B		316			
	108	940	13,58	19847	3,5						
	123	829	11,97	19184	3,8						
	37	2720	39,98	18691	1,1	MR573-3E160M/4C	21,00	229	121	IE3	
	42	2405	35,31	18431	1,1	NR573-3E160M/4C		221			
	47	2141	31,38	18140	1,2	MR573-2E160M/4B	21,00	239		IE2	
	55	1814	26,54	17668	1,4	NR573-2E160M/4B		231			

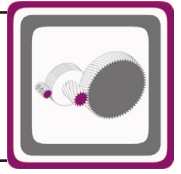
*: IE2 ve IE3 motorlu redüktör fiyatları farklıdır. / Geared motor prices are different for IE2 and IE3 motors. / Preise von Getrieben mit IE2 und IE3 Motoren sind unterschiedlich.



Motorlu Güç Devir Sayfaları


Geared Motors Performance Tables

Leistung und Drehzahlübersicht von Getriebemotoren



Güç	IE3 Çıkış Devri	IE3 Çıkış Momenti	Çevrim Oranı	IE3 Güv. Rad. Yük Çıkış	IE3 Servis Faktörü	Tipi	Anma Akımı	Ağırlık	Ölçü Sayfası	Motor Verim Snf.*
Power	Output Speeds	Output Torque	Ratio	Per.O. Loads (Output)	Service Factors	Type	Rated Current	Weight	Dim. Page	Motor Eff. Class
Leistung P _g [kW] P _g [HP]	Abtriebswelle Drehzahlen n ₂ [r.p.m]	Abtriebswelle Drehmomente M ₂ [Nm]	Übersetzung i	Zul.Querkräfte (Abtrieb) F _{qam} [N]	Betriebsfaktor f _s	Typ	Nennstrom [A]	Gewicht ~ [kg]	Maße Seite	Motor Effizienz- klasse
11 15	64	1589	23,02	17224	1,7	MR572-3E160M/4C	21,00	226	121	IE3
	77	1323	19,15	16608	1,9	NR572-3E160M/4C		218		
	86	1180	17,07	16205	2,1	MR572-2E160M/4B	21,00	236		IE2
	101	1004	14,54	15630	2,4	NR572-2E160M/4B		228		
	118	865	12,50	15078	2,7					
	136	751	10,85	14558	3,0					
	155	658	9,48	14065	3,3					
	176	579	8,34	13596	3,7					
	198	514	7,41	13081	4,0					
	68	1484	21,74	8663	1,0	MR473-3E160M/4C	21,00	198	118	IE3
	81	1233	18,04	8662	1,3	NR473-3E160M/4C		200		
						MR473-2E160M/4B	21,00	208		IE2
						NR473-2E160M/4B		210		
	85	1190	17,25	8819	1,1	MR472-3E160M/4C	21,00	196	118	IE3
	96	1061	15,35	8741	1,2	NR472-3E160M/4C		198		
	108	938	13,56	8631	1,3	MR472-2E160M/4B	21,00	206		IE2
	122	834	12,05	8504	1,4	NR472-2E160M/4B		208		
	136	746	10,79	8261	1,5					
	154	660	9,53	8105	1,6					
174	587	8,47	7944	1,7						
187	544	7,87	7838	1,9						
221	460	6,65	7582	2,1						
260	393	5,66	7327	2,4						
301	340	4,89	6966	2,4						
324	315	4,54	6853	2,3						
383	266	3,83	6589	2,4						
450	238	3,27	6404	2,5						
15 20	7,3	18431	132,83	92255	1,0	MR973-3E180L/6	29,00	1227	133	IE3
						NR973-3E180L/6		1277		
						MR973-2E180L/6	29,00	1207		IE2
						NR973-2E180L/6		1257		
	7,9	17238	186,95	99559	1,0	MR973-3E160L/4D	29,00	1160	133	IE3
	8,8	15393	166,73	109734	1,2	NR973-3E160L/4D		1210		
	9,8	13866	150,02	116899	1,3	MR973-2E160L/4C	29,30	1157		IE2
	11	12267	132,83	123637	1,5	NR973-2E160L/4C		1207		
	13	10746	116,17	129424	1,7					
	14	9512	102,69	133728	1,9					
	16	8491	91,56	136978	2,1					
	18	7632	82,20	139612	2,4					
	21	6508	70,07	142944	2,8					
	24	5745	61,77	145030	3,1					
	27	5103	54,80	146712	3,5					
	8,9	15215	110,17	57310	0,9	MR873-3E180L/6	29,00	695	130	IE3
	9,8	13784	99,81	67627	0,9	NR873-3E180L/6		700		
	11	11947	86,51	78415	1,1	MR873-2E180L/6	29,00	675		IE2
	13	10429	75,51	85637	1,2	NR873-2E180L/6		680		
13	10091	110,17	87265	1,3	MR873-3E160L/4D	29,00	635	130	IE3	
15	9143	99,81	91189	1,4	NR873-3E160L/4D		640			
17	7924	86,51	95767	1,6	MR873-2E160L/4C	29,30	632		IE2	
19	6917	75,51	99209	1,9	NR873-2E160L/4C		637			
23	5933	64,77	102335	2,2						
26	5179	56,54	104512	2,5						
28	4842	52,86	105493	2,7						
32	4224	46,12	107118	3,1						

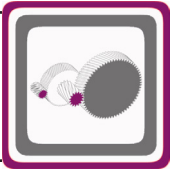
*: IE2 ve IE3 motorlu redüktör fiyatları farklıdır. / Geared motor prices are different for IE2 and IE3 motors. / Preise von Getrieben mit IE2 und IE3 Motoren sind unterschiedlich.



Motorlu Güç Devir Sayfaları


Geared Motors Performance Tables

Leistung und Drehzahlübersicht von Getriebemotoren



Güç	IE3 Çıkış Devri	IE3 Çıkış Momenti	Çevrim Oranı	IE3 Güv. Rad. Yük Çıkış Per. O. Loads (Output)	IE3 Servis Faktörü	Tipi	Anma Akımı	Ağırlık	Ölçü Sayfası	Motor* Verim Snf.
Power	Output Speeds	Output Torque	Ratio	Service Factors	Service Factors	Type	Rated Current	Weight	Dim. Page	Motor Eff. Class
Leistung P _g [KW] P _g [HP]	Abtriebswelle Drehzahlen n ₂ [r.p.m]	Abtriebswelle Drehmomente M ₂ [Nm]	Übersetzung i	Zul.Querkräfte (Abtrieb) F _{qam} [N]	Betriebsfaktor f _s	Typ	Nennstrom [A]	Gewicht ~ [kg]	Maße Seite	Motor Effizienz- klasse
15 20	36	3714	40,55	108429	3,5	MR873-3E160L/4D NR873-3E160L/4D MR873-2E160L/4C NR873-2E160L/4C	29,00 29,30	635 640 632 637	130	IE3 IE2
	15	9184	99,63	43792	0,9	MR773-3E160L/4D	29,00	426	127	IE3
	17	8044	87,13	48824	1,0	NR773-3E160L/4D		510		
	19	7100	76,81	52306	1,1	MR773-2E160L/4C	29,30	423		IE2
	22	6306	68,15	54916	1,3	NR773-2E160L/4C		507		
	24	5629	60,76	56964	1,4					
	25	5423	58,59	57526	1,5					
	29	4704	50,75	59383	1,7					
	33	4099	44,17	60911	2,0					
	37	3659	39,33	61963	2,2					
	42	3251	34,89	62863	2,5					
	47	2902	31,11	63595	2,8					
	49	2796	30,00	63811	2,9					
	57	2425	25,99	64545	3,3					
	65	2114	22,62	65137	3,8					
69	2015	21,40	65319	4,0	MR772-3E160L/4D NR772-3E160L/4D MR772-2E160L/4C NR772-2E160L/4C	29,00 29,30	396 480 393 477	127		IE3 IE2
	32	4199	45,29	23597	1,0	MR673-3E160L/4D	29,00	325	124	IE3
	37	3649	39,30	23284	1,1	NR673-3E160L/4D		337		
	43	3195	34,36	22905	1,2	MR673-2E160L/4C	29,30	322		IE2
49	2812	30,20	22481	1,3	NR673-2E160L/4C		334			
55	2486	26,66	22027	1,4						
63	2182	23,18	21474	1,7	MR672-3E160L/4D	29,00	320	124	IE3	
	71	1954	20,74	21009	1,8	NR672-3E160L/4D		332		
	82	1688	17,93	20379	2,1	MR672-2E160L/4C	29,30	317		IE2
	95	1464	15,53	19736	2,3	NR672-2E160L/4C		329		
	108	1282	13,58	19126	2,5					
	123	1131	11,97	18548	2,8					
	138	1005	10,62	17998	3,1					
	155	896	9,47	17473	3,4					
	161	864	9,13	17307	3,5					
	186	749	7,91	16656	3,9					
47	2920	31,38	16274	0,9	MR573-3E160L/4D	29,00	271	121	IE3	
	55	2474	26,54	16090	1,0	NR573-3E160L/4D MR573-2E160L/4C NR573-2E160L/4C	29,30	262 268 259		IE2
64	2168	23,02	15855	1,2	MR572-3E160L/4D	29,00	265	121	IE3	
	77	1804	19,15	15470	1,4	NR572-3E160L/4D		257		
	86	1610	17,07	15190	1,5	MR572-2E160L/4C	29,30	262		IE2
	101	1370	14,54	14765	1,7	NR572-2E160L/4C		254		
	118	1179	12,50	14335	2,0					
	136	1025	10,85	13913	2,2					
	155	897	9,48	13501	2,5					
	176	789	8,34	13101	2,7					
	198	702	7,41	12607	3,1					
	228	610	6,43	12178	3,4					
	261	534	5,63	11771	3,7					
	297	469	4,95	11383	4,0					
	337	415	4,37	11010	4,0					

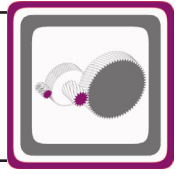
*: IE2 ve IE3 motorlu redüktör fiyatları farklıdır. / Geared motor prices are different for IE2 and IE3 motors. / Preise von Getrieben mit IE2 und IE3 Motoren sind unterschiedlich.



Motorlu Güç Devir Sayfaları


Geared Motors Performance Tables

Leistung und Drehzahlübersicht von Getriebemotoren



Güç	IE3 Çıkış Devri	IE3 Çıkış Momenti	Çevrim Oranı	IE3 Güv. Rad. Yük Çıkış	IE3 Servis Faktörü	Tipi	Anma Akımı	Ağırlık	Ölçü Sayfası	Motor Verim Snf.*
Power	Output Speeds	Output Torque	Ratio	Per.O. Loads (Output)	Service Factors	Type	Rated Current	Weight	Dim. Page	Motor Eff. Class
Leistung P _g [kW] P _g [HP]	Abtriebswelle Drehzahlen n ₂ [r.p.m]	Abtriebswelle Drehmomente M ₂ [Nm]	Übersetzung i	Zul.Querkräfte (Abtrieb) F _{qam} [N]	Betriebsfaktor f _s	Typ	Nennstrom [A]	Gewicht ~ [kg]	Maße Seite	Motor Effizienz- klasse
15 20	81	1681	18,04	7230	0,9	MR473-3E160L/4D NR473-3E160L/4D MR473-2E160L/4C NR473-2E160L/4C	29,00 29,30	222 225 219 222	118	
	85	1624	17,25	7511	0,8	MR472-3E160L/4D	29,00	220	118	
	96	1447	15,35	7577	0,9	NR472-3E160L/4D		223		
	108	1279	13,56	7603	0,9	MR472-2E160L/4C	29,30	217		
	122	1138	12,05	7590	1,0	NR472-2E160L/4C		220		
	136	1018	10,79	7404	1,1					
	154	900	9,53	7349	1,2					
	174	801	8,47	7272	1,3					
	187	742	7,87	7213	1,4					
	221	628	6,65	7055	1,6					
	260	536	5,66	6877	1,7					
	301	463	4,89	6535	1,7					
	324	430	4,54	6452	1,7					
	383	364	3,83	6250	1,8					
	450	310	3,27	6047	1,9					
18,5 25	8,8	18921	166,73	89083	1,0	MR973-3E180M/4C	34,50	1187	133	IE3
	9,8	17045	150,02	100675	1,1	NR973-3E180M/4C		1237		
	11	15079	132,83	111022	1,2	MR973-2E180M/4B	34,50	1187		IE2
	13	13209	116,17	119563	1,4	NR973-2E180M/4B		1237		
	14	11692	102,69	125735	1,5					
	16	10437	91,56	130404	1,7					
	18	9382	82,20	134057	1,9					
	21	8000	70,07	138616	2,3					
	24	7062	61,77	141298	2,5					
	27	6272	54,80	143539	2,9					
	30	5599	48,86	145367	3,2					
	35	4852	42,30	147309	3,7					
	13	12862	75,51	73297	1,0	MR873-3G200L/6a	36,50	725	130	IE3
	15	11033	64,77	82825	1,2	NR873-3G200L/6a MR873-2G200L/6a NR873-2G200L/6a	36,50	730 725 730		IE2
	17	9740	86,51	88619	1,3	MR873-3E180M/4C	34,50	687	130	IE3
	20	8502	75,51	93547	1,5	NR873-3E180M/4C		692		
	23	7293	64,77	97873	1,8	MR873-2E180M/4B	34,50	687		IE2
	26	6366	56,54	100811	2,0	NR873-2E180M/4B		692		
	28	5951	52,86	102270	2,2					
	32	5192	46,12	104425	2,5					
	36	4565	40,55	106169	2,8					
	19	8727	76,81	45867	0,9	MR773-3E180M/4C	34,50	450	127	IE3
	22	7751	68,15	49852	1,0	NR773-3E180M/4C		542		
	24	6919	60,76	52845	1,2	MR773-2E180M/4B	34,50	450		IE2
25	6666	58,59	53691	1,2	NR773-2E180M/4B		542			
29	5782	50,75	56440	1,4						
33	5039	44,17	58529	1,6						
38	4498	39,33	59872	1,8						
42	3996	34,89	61193	2,0						
47	3567	31,11	62143	2,2						
49	3437	30,00	62433	2,3						
57	2981	25,99	63409	2,7						
65	2598	22,62	64190	3,1						

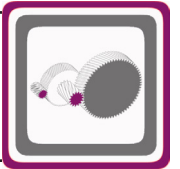
*: IE2 ve IE3 motorlu redüktör fiyatları farklıdır. / Geared motor prices are different for IE2 and IE3 motors. / Preise von Getrieben mit IE2 und IE3 Motoren sind unterschiedlich.



Motorlu Güç Devir Sayfaları


Geared Motors Performance Tables

Leistung und Drehzahlübersicht von Getriebemotoren



Güç	IE3 Çıkış Devri	IE3 Çıkış Momenti	Çevrim Oranı	IE3 Güv. Rad. Yük Çıkış	IE3 Servis Faktörü	Tipi	Anma Akımı	Ağırlık	Ölçü Sayfası	Motor*
Power	Output Speeds	Output Torque	Ratio	Per. O. Loads (Output)	Service Factors	Type	Rated Current	Weight	Dim. Page	Motor Eff. Class
Leistung	Abtriebswelle Drehzahlen	Abtriebswelle Drehmomente	Übersetzung	Zul. Querkräfte (Abtrieb)	Betriebsfaktor	Typ	Nennstrom	Gewicht	Maße Seite	Motor Effizienzklasse
P _g [KW] P _g [HP]	n ₂ [r.p.m]	M ₂ [Nm]	i	F _{qam} [N]	f _s		[A]	[kg]		
18,5 25	69	2477	21,40	64428	3,2	MR772-3E180M/4C	34,50	445	127	IE3
	79	2160	18,63	65037	3,7	NR772-3E180M/4C		537		
						MR772-2E180M/4B	34,50	445		IE2
						NR772-2E180M/4B		537		
	38	4486	39,30	21455	0,9	MR673-3E180M/4C	34,50	341	124	IE3
	43	3927	34,36	21304	1,0	NR673-3E180M/4C		355		
	49	3457	30,20	21071	1,1	MR673-2E180M/4B	34,50	341		IE2
	55	3056	26,66	20779	1,2	NR673-2E180M/4B		355		
	64	2682	23,18	20387	1,4	MR672-3E180M/4C	34,50	338	124	IE3
	71	2402	20,74	20035	1,5	NR672-3E180M/4C		349		
	82	2075	17,93	19534	1,7	MR672-2E180M/4B	34,50	338		IE2
	95	1799	15,53	19001	1,9	NR672-2E180M/4B		349		
	109	1576	13,58	18482	2,1					
	123	1391	11,97	17978	2,3					
	139	1235	10,62	17491	2,5					
	156	1102	9,47	17019	2,7					
	162	1062	9,13	16868	2,8					
	186	921	7,91	16274	3,2					
214	802	6,88	15701	3,6						
257	668	5,73	14781	4,0						
77	2218	19,15	14469	1,1	MR572-3E180M/4C	34,50	289	121	IE3	
86	1979	17,07	14297	1,2	NR572-3E180M/4C		277			
101	1684	14,54	14002	1,4	MR572-2E180M/4B	34,50	289		IE2	
118	1450	12,50	13677	1,6	NR572-2E180M/4B		277			
136	1260	10,85	13341	1,8						
156	1103	9,48	12999	2,0						
177	970	8,34	12658	2,2						
199	862	7,41	12183	2,5						
229	749	6,43	11809	2,8						
262	656	5,63	11447	3,0						
298	577	4,95	11096	3,3						
338	510	4,37	10756	3,6						
109	1573	13,56	6706	0,8	MR472-3E180M/4C	34,50	269	118	IE3	
122	1399	12,05	6792	0,8	NR472-3E180M/4C		272			
137	1251	10,79	6656	0,9	MR472-2E180M/4B	34,50	269		IE2	
155	1106	9,53	6687	0,9	NR472-2E180M/4B		272			
174	984	8,47	6683	1,0						
188	912	7,87	6666	1,1						
222	772	6,65	6591	1,3						
261	658	5,66	6481	1,4						
302	570	4,89	6155	1,4						
325	528	4,54	6098	1,3						
385	447	3,83	5951	1,5						
452	381	3,27	5791	1,5						
22 30	11	17933	132,83	95428	1,0	MR973-3E180L/4D	42,50	1212	133	IE3
	13	15709	116,17	107874	1,1	NR973-3E180L/4D		1262		
	14	13905	102,69	116512	1,3	MR973-2E180L/4C	42,50	1212		IE2
	16	12413	91,56	122880	1,5	NR973-2E180L/4C		1262		
	18	11157	82,20	127771	1,6					
	21	9514	70,07	133612	1,9					
	24	8398	61,77	137204	2,1					
	27	7460	54,80	140128	2,4					
	30	6659	48,86	142455	2,7					
	35	5771	42,30	144908	3,1					
40	5094	37,29	146689	3,5						

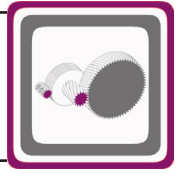
*: IE2 ve IE3 motorlu redüktör fiyatları farklıdır. / Geared motor prices are different for IE2 and IE3 motors. / Preise von Getrieben mit IE2 und IE3 Motoren sind unterschiedlich.



Motorlu Güç Devir Sayfaları


Geared Motors Performance Tables

Leistung und Drehzahlübersicht von Getriebemotoren



Güç	IE3 Çıkış Devri	IE3 Çıkış Momenti	Çevrim Oranı	IE3 Güv. Rad. Yük Çıkış	IE3 Servis Faktörü	Tipi	Anma Akımı	Ağırlık	Ölçü Sayfası	Motor Verim Snf.*
Power	Output Speeds	Output Torque	Ratio	Per.O. Loads (Output)	Service Factors	Type	Rated Current	Weight	Dim. Page	Motor Eff. Class
Leistung P _g [kW] P _g [HP]	Abtriebswelle Drehzahlen n ₂ [r.p.m]	Abtriebswelle Drehmomente M ₂ [Nm]	Übersetzung i	Zul.Querkräfte (Abtrieb) F _{qam} [N]	Betriebsfaktor f _s	Typ	Nennstrom [A]	Gewicht ~ [kg]	Maße Seite	Motor Effizienz- klasse
22 30	13	15296	75,51	56641	0,8	MR873-3G200L/6b	43,00	740	130	IE3
	15	13120	64,77	71797	1,0	NR873-3G200L/6b		745		
						MR873-2G200L/6b	43,00	740		IE2
						NR873-2G200L/6b		745		
	17	11583	86,51	80155	1,1	MR873-3E180L/4D	42,50	687	130	IE3
	20	10111	75,51	87034	1,3	NR873-3E180L/4D		692		
	23	8673	64,77	92898	1,5	MR873-2E180L/4C	42,50	687		IE2
	26	7571	56,54	96919	1,7	NR873-2E180L/4C		692		
	28	7077	52,86	98601	1,8					
	32	6175	46,12	101504	2,1					
	36	5429	40,55	103743	2,4					
	24	8228	60,76	47975	1,0	MR773-3E180L/4D	42,50	489	127	IE3
	25	7928	58,59	49172	1,0	NR773-3E180L/4D		587		
	29	6877	50,75	52987	1,2	MR773-2E180L/4C	42,50	489		IE2
	33	5993	44,17	55813	1,3	NR773-2E180L/4C		587		
	38	5350	39,33	57678	1,5					
	42	4752	34,89	59285	1,7					
	47	4242	31,11	60614	1,9					
	49	4087	30,00	61022	2,0					
	57	3546	25,99	62191	2,3					
	65	3090	22,62	63181	2,6					
	69	2946	21,40	63482	2,7	MR772-3E180L/4D	42,50	457	127	IE3
	79	2569	18,63	64248	3,1	NR772-3E180L/4D		557		
	90	2262	16,39	65386	3,4	MR772-2E180L/4C	42,50	457		IE2
	101	2009	14,54	66349	3,7	NR772-2E180L/4C		557		
	49	4111	30,20	19673	0,9	MR673-3E180L/4D	42,50	370	124	IE3
	55	3634	26,66	19544	1,0	NR673-3E180L/4D		384		
						MR673-2E180L/4C	42,50	370		IE2
						NR673-2E180L/4C		384		
	64	3190	23,18	19314	1,2	MR672-3E180L/4D	42,50	345	124	IE3
	71	2857	20,74	19075	1,3	NR672-3E180L/4D		349		
	82	2468	17,93	18704	1,4	MR672-2E180L/4C	42,50	345		IE2
	95	2140	15,53	18283	1,6	NR672-2E180L/4C		349		
	109	1874	13,58	17853	1,7					
	123	1654	11,97	17424	1,9					
	139	1469	10,62	16999	2,1					
	156	1311	9,47	16580	2,3					
	162	1263	9,13	16446	2,4					
	186	1095	7,91	15908	2,7					
	214	954	6,88	15383	3,0					
	257	795	5,73	14484	4,0					
	290	706	5,08	14055	4,0					
	325	630	4,53	13645	4,0					
	338	607	4,37	13516	4,0					
	390	526	3,79	13008	4,0					
	77	2638	19,15	13476	1,0	MR572-3E180L/4D	42,50	311	121	IE3
	86	2353	17,07	13412	1,0	NR572-3E180L/4D		298		
	101	2003	14,54	13249	1,2	MR572-2E180L/4C	42,50	311		IE2
	118	1724	12,50	13029	1,3	NR572-2E180L/4C		298		
	136	1498	10,85	12778	1,5					
	156	1311	9,48	12508	1,7					
	177	1154	8,34	12226	1,9					
	199	1026	7,41	11769	2,1					
	229	891	6,43	11450	2,3					

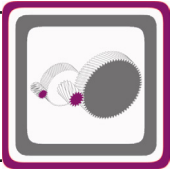
*: IE2 ve IE3 motorlu redüktör fiyatları farklıdır. / Geared motor prices are different for IE2 and IE3 motors. / Preise von Getrieben mit IE2 und IE3 Motoren sind unterschiedlich.



Motorlu Güç Devir Sayfaları


Geared Motors Performance Tables

Leistung und Drehzahlübersicht von Getriebemotoren



Güç	IE3 Çıkış Devri	IE3 Çıkış Momenti	Çevrim Oranı	IE3 Güv. Rad. Yük Çıkış Per. O. Loads (Output)	IE3 Servis Faktörü	Tipi	Anma Akımı	Ağırlık	Ölçü Sayfası	Motor Verim Sınıfı*	
Power	Output Speeds	Output Torque	Ratio	Per. O. Loads (Output)	Service Factors	Type	Rated Current	Weight	Dim. Page	Motor Eff. Class	
Leistung P _g [kW] P _g [HP]	Abtriebswelle Drehzahlen n ₂ [r.p.m.]	Abtriebswelle Drehmomente M ₂ [Nm]	Übersetzung i	Zul. Querkräfte (Abtrieb) F _{qam} [N]	Betriebsfaktor f _s	Typ	Nennstrom [A]	Gewicht ~ [kg]	Maße Seite	Motor Effizienz-klasse	
22 30	262	780	5,63	11133	2,5	MR572-3E180L/4D	42,50	311	121	IE3	
	298	686	4,95	10820	2,8	NR572-3E180L/4D		298			
	338	607	4,37	10513	3,0	MR572-2E180L/4C	42,50	311		IE2	
						NR572-2E180L/4C		298			
	155	1316	9,53	6027	0,8	MR472-3E180L/4D	42,50	269	118	IE3	
	174	1170	8,47	6096	0,9	NR472-3E180L/4D		271			
	188	1085	7,87	6121	0,9	MR472-2E180L/4C	42,50	269		IE2	
	222	918	6,65	6131	1,1	NR472-2E180L/4C		271			
	261	783	5,66	6089	1,2						
	302	678	4,89	5778	1,2						
	325	628	4,54	5749	1,1						
	385	532	3,83	5655	1,2						
	452	453	3,27	5539	1,3						
	30 40	14	18963	102,69	88796	0,9	MR973-3G200L/4	55,00	1271	133	IE3
		16	16928	91,56	101334	1,1	NR973-3G200L/4		1321		
18		15216	82,20	110352	1,2	MR973-2G200L/4	55,00	1258		IE2	
21		12975	70,07	120559	1,4	NR973-2G200L/4		1308			
24		11453	61,77	126654	1,6						
27		10173	54,80	131340	1,8						
30		9081	48,86	135053	2,0						
35		7870	42,30	138982	2,3						
40		6948	37,29	141629	2,6						
45		6172	33,08	143817	2,9						
50		5509	29,49	145605	3,3						
20		13787	75,51	67641	0,9	MR873-3G200L/4	55,00	777	130	IE3	
23		11826	64,77	78916	1,1	NR873-3G200L/4		782			
26		10323	56,54	86098	1,3	MR873-2G200L/4	55,00	764		IE2	
28		9651	52,86	88992	1,3	NR873-2G200L/4		769			
32		8420	46,12	93855	1,5						
36		7403	40,55	97498	1,8						
43		6305	34,53	101037	2,1						
49		5543	30,36	103477	2,3						
54		5002	27,39	104965	2,6						
62		4359	23,87	106724	3,0						
73		3702	20,28	107951	3,5						
83		3255	17,83	105255	4,0						
92		2937	16,09	103054	4,0						
105		2559	14,02	100062	4,0						
38		7296	39,33	51530	1,1	MR773-3G200L/4	55,00	528	127	IE3	
42		6481	34,89	54292	1,2	NR773-3G200L/4		631			
47		5785	31,11	56432	1,4	MR773-2G200L/4	55,00	515		IE2	
49		5574	30,00	57045	1,4	NR773-2G200L/4		618			
57		4836	25,99	58976	1,7						
65	4214	22,62	60692	1,9							
69	4018	21,40	61103	2,0	MR772-3G200L/4	55,00	496	127	IE3		
79	3503	18,63	62280	2,3	NR772-3G200L/4		601				
90	3085	16,39	63789	2,5	MR772-2G200L/4	55,00	483		IE2		
101	2739	14,54	65036	2,7	NR772-2G200L/4		588				
114	2449	12,98	66035	2,9							
127	2200	11,65	66899	3,1							
134	2076	11,00	67301	3,3							
153	1817	9,62	68157	3,6							

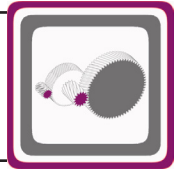
*: IE2 ve IE3 motorlu redüktör fiyatları farklıdır. / Geared motor prices are different for IE2 and IE3 motors. / Preise von Getrieben mit IE2 und IE3 Motoren sind unterschiedlich.



Motorlu Güç Devir Sayfaları


Geared Motors Performance Tables

Leistung und Drehzahlübersicht von Getriebemotoren



Güç	IE3 Çıkış Devri	IE3 Çıkış Momenti	Çevrim Oranı	IE3 Güv. Rad. Yük Çıkış	IE3 Servis Faktörü	Tipi	Anma Akımı	Ağırlık	Ölçü Sayfası	Motor Verim Snf.*	
Power	Output Speeds	Output Torque	Ratio	Per.O. Loads (Output)	Service Factors	Type	Rated Current	Weight	Dim. Page	Motor Eff. Class	
Leistung P _g [kW] P _g [HP]	Abtriebswelle Drehzahlen n ₂ [r.p.m]	Abtriebswelle Drehmomente M ₂ [Nm]	Übersetzung i	Zul.Querkräfte (Abtrieb) F _{qam} [N]	Betriebsfaktor f _s	Typ	Nennstrom [A]	Gewicht ~ [kg]	Maße Seite	Motor Effizienz- klasse	
30 40	82	3366	17,93	16806	1,0	MR672-3G200L/4	55,00	417	124	IE3	
	95	2919	15,53	16639	1,1	NR672-3G200L/4		411			
	109	2556	13,58	16416	1,3	MR672-2G200L/4	55,00	404		IE2	
	123	2256	11,97	16157	1,4	NR672-2G200L/4		398			
	139	2003	10,62	15875	1,5						
	156	1788	9,47	15578	1,7						
	162	1722	9,13	15479	1,7						
	186	1493	7,91	15071	2,0						
	214	1301	6,88	14654	2,2						
	257	1084	5,73	13804	2,9						
	290	963	5,08	13452	3,0						
	325	859	4,53	13107	3,1						
	338	828	4,37	12997	3,2						
	390	718	3,79	12559	3,3						
	448	625	3,29	12133	3,4						
	37 50	101	2731	14,54	11526	0,9	MR572-3G200L/4	55,00	335	121	IE3
		118	2352	12,50	11548	1,0	NR572-3G200L/4		322		
		136	2043	10,85	11493	1,1	MR572-2G200L/4	55,00	322		IE2
		156	1788	9,48	11384	1,2	NR572-2G200L/4		309		
		177	1574	8,34	11238	1,4					
199		1399	7,41	10823	1,6						
229		1216	6,43	10629	1,7						
262		1064	5,63	10415	1,9						
298		936	4,95	10190	2,0						
338		827	4,37	9956	2,2						
37 50		18	18767	82,20	90116	1,0	MR973-3G225S/4	67,00	1295	133	IE3
		21	16003	70,07	106356	1,1	NR973-3G225S/4		1345		
		24	14127	61,77	115513	1,3	MR973-2G225S/4	67,00	1279		IE2
	27	12548	54,80	122331	1,4	NR973-2G225S/4		1329			
	30	11201	48,86	127606	1,6						
	35	9707	42,30	132957	1,9						
	40	8569	37,29	136744	2,1						
	45	7612	33,08	139875	2,4						
	50	6795	29,49	142067	2,6						
	57	5993	26,03	144306	3,0						
	64	5291	22,95	146178	3,4						
	37 50	32	10385	46,12	85826	1,3	MR873-3G225S/4	67,00	855	130	IE3
		36	9131	40,55	91113	1,4	NR873-3G225S/4		860		
		43	7776	34,53	96200	1,7	MR873-2G225S/4	67,00	839		IE2
49		6837	30,36	99396	1,9	NR873-2G225S/4		844			
54		6169	27,39	101500	2,1						
62		5376	23,87	104015	2,4						
73		4566	20,28	104029	2,8						
83		4014	17,83	101807	3,2						
92		3622	16,09	99942	3,6						
105		3157	14,02	97350	4,0						
111		2995	13,30	102064	4,0						
37 50	42	7993	34,89	48915	1,0	MR773-3G225S/4	67,00	619	127	IE3	
	47	7136	31,11	52098	1,1	NR773-3G225S/4		730			
	49	6875	30,00	52994	1,2	MR773-2G225S/4	67,00	603		IE2	
	57	5964	25,99	55899	1,3	NR773-2G225S/4		714			
	65	5198	22,62	58099	1,5						
	76	4486	19,52	60422	1,7						
	85	4004	17,40	62238	1,9						

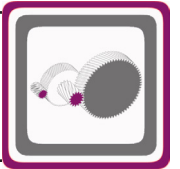
*: IE2 ve IE3 motorlu redüktör fiyatları farklıdır. / Geared motor prices are different for IE2 and IE3 motors. / Preise von Getrieben mit IE2 und IE3 Motoren sind unterschiedlich.



Motorlu Güç Devir Sayfaları


Geared Motors Performance Tables

Leistung und Drehzahlübersicht von Getriebemotoren



Güç	IE3 Çıkış Devri	IE3 Çıkış Momenti	Çevrim Oranı	IE3 Güv. Rad. Yük Çıkış Per. O. Loads (Output)	IE3 Servis Faktörü	Tipi	Anma Akımı	Ağırlık	Ölçü Sayfası	Motor Verim Snf.*	
Power	Output Speeds	Output Torque	Ratio	Per. O. Loads (Output)	Service Factors	Type	Rated Current	Weight	Dim. Page	Motor Eff. Class	
Leistung P _g [kW] P _g [HP]	Abtriebswelle Drehzahlen n ₂ [r.p.m]	Abtriebswelle Drehmomente M ₂ [Nm]	Übersetzung i	Zul.Querkräfte (Abtrieb) F _{qam} [N]	Betriebsfaktor f _s	Typ	Nennstrom [A]	Gewicht ~ [kg]	Maße Seite	Motor Effizienz-klasse	
37 50	101	3379	14,54	63785	2,2	MR772-3G225S/4	67,00	610	127	IE3	
	114	3020	12,98	65037	2,4	NR772-3G225S/4		720			
	127	2714	11,65	66028	2,5	MR772-2G225S/4	67,00	594		IE2	
	134	2560	11,00	66517	2,6	NR772-2G225S/4		704			
	153	2241	9,62	67520	2,9						
	174	1972	8,46	66564	3,1						
	203	1695	7,26	63620	2,8						
	226	1523	6,52	61453	2,9						
		123	2782	11,97	15049	1,1	MR672-3G225S/4	67,00	495	124	IE3
		139	2471	10,62	14892	1,3	NR672-3G225S/4		511		
		156	2205	9,47	14701	1,4	MR672-2G225S/4	67,00	479		IE2
		162	2124	9,13	14634	1,4	NR672-2G225S/4		495		
		186	1842	7,91	14339	1,6					
		214	1605	6,88	14017	1,8					
		257	1337	5,73	13209	2,4					
		290	1187	5,08	12924	2,5					
		325	1060	4,53	12637	2,5					
		338	1021	4,37	12543	2,6					
		390	885	3,79	12166	2,7					
		448	771	3,29	11791	2,8					
45 60	24	17182	61,77	99890	1,0	MR973-3G225M/4	80,00	1264	133	IE3	
	27	15262	54,80	110125	1,2	NR973-3G225M/4		1314			
	30	13623	48,86	117766	1,3	MR973-2G225M/4	80,00	1264		IE2	
	35	11806	42,30	125294	1,5	NR973-2G225M/4		1314			
	40	10423	37,29	130457	1,7						
	45	9258	33,08	134468	1,9						
	50	8265	29,49	137659	2,2						
	57	7290	26,03	140631	2,5						
	64	6436	22,95	143083	2,8						
	72	5717	20,36	144221	3,1						
	81	5104	18,15	140115	3,5						
		32	12630	46,12	74597	1,0	MR873-3G225M/4	80,00	875	130	IE3
		36	11105	40,55	82498	1,2	NR873-3G225M/4		879		
		43	9457	34,53	89792	1,4	MR873-2G225M/4	80,00	875		IE2
		49	8315	30,36	94247	1,6	NR873-2G225M/4		879		
		54	7503	27,39	97155	1,7					
		62	6538	23,87	100203	2,0					
		73	5553	20,28	99546	2,3					
		83	4882	17,83	97866	2,7					
		92	4405	16,09	96386	3,0					
	105	3839	14,02	94251	3,4						
	111	3642	13,30	100362	3,6						
	127	3174	11,59	97147	4,0						
	146	2822	10,09	95212	4,0	MR872-3G225M/4	80,00	871	130	IE3	
	166	2481	8,87	92101	4,0	NR872-3G225M/4		875			
	195	2113	7,55	83381	4,0	MR872-2G225M/4	80,00	871		IE2	
	222	1858	6,64	81001	4,0	NR872-2G225M/4		875			
	246	1676	5,99	79097	4,0						
	282	1461	5,22	76555	4,0						
	298	1386	4,95	78185	4,0						
	342	1208	4,32	75338	4,0						
	57	7254	25,99	51679	1,1	MR773-3G225M/4	80,00	631	127	IE3	
	65	6322	22,62	54798	1,3	NR773-3G225M/4		741			
	76	5456	19,52	57912	1,4	MR773-2G225M/4	80,00	631		IE2	
	85	4871	17,40	60147	1,5	NR773-2G225M/4		741			

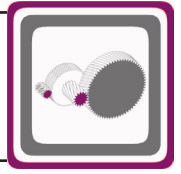
*: IE2 ve IE3 motorlu redüktör fiyatları farklıdır. / Geared motor prices are different for IE2 and IE3 motors. / Preise von Getrieben mit IE2 und IE3 Motoren sind unterschiedlich.



Motorlu Güç Devir Sayfaları


Geared Motors Performance Tables

Leistung und Drehzahlübersicht von Getriebemotoren



Güç	IE3 Çıkış Devri	IE3 Çıkış Momenti	Çevrim Oranı	IE3 Güv. Rad. Yük Çıkış	IE3 Servis Faktörü	Tipi	Anma Akımı	Ağırlık	Ölçü Sayfası	Motor Verim Snf.*	
Power	Output Speeds	Output Torque	Ratio	Per.O. Loads (Output)	Service Factors	Type	Rated Current	Weight	Dim. Page	Motor Eff. Class	
Leistung P _g [kW] P _g [HP]	Abtriebswelle Drehzahlen n ₂ [r.p.m]	Abtriebswelle Drehmomente M ₂ [Nm]	Übersetzung i	Zul.Querkräfte (Abtrieb) F _{qam} [N]	Betriebsfaktor f _s	Typ	Nennstrom [A]	Gewicht ~ [kg]	Maße Seite	Motor Effizienz- klasse	
45 60	101	4110	14,54	62270	1,8	MR772-3G225M/4	80,00	621	127	IE3	
	114	3673	12,98	63756	1,9	NR772-3G225M/4		731			
	127	3301	11,65	64959	2,1	MR772-2G225M/4	80,00	621		IE2	
	134	3114	11,00	65547	2,2	NR772-2G225M/4		731			
	153	2725	9,62	66742	2,4						
	174	2398	8,46	66950	2,6						
	203	2062	7,26	64002	2,3						
	226	1853	6,52	61796	2,4						
	240	1748	6,15	60656	2,5						
		123	3384	11,97	13782	0,9	MR672-3G225M/4	80,00	511	124	IE3
		139	3005	10,62	13768	1,0	NR672-3G225M/4		526		
		156	2682	9,47	13699	1,1	MR672-2G225M/4	80,00	511		IE2
		162	2584	9,13	13668	1,2	NR672-2G225M/4		526		
		186	2241	7,91	13502	1,3					
		214	1952	6,88	13289	1,5					
		257	1626	5,73	12529	1,9					
		290	1444	5,08	12321	2,0					
		325	1289	4,53	12099	2,1					
		338	1242	4,37	12025	2,2					
		390	1077	3,79	11717	2,2					
	448	938	3,29	11400	2,3						
55 75	27	18591	54,80	91281	1,0	MR973-3G250M/4	96,00	1470	133	IE3	
	30	16595	48,86	103185	1,1	NR973-3G250M/4		1520			
	35	14382	42,30	114338	1,3	MR973-2G250M/4	96,00	1470		IE2	
	40	12696	37,29	121719	1,4	NR973-2G250M/4		1520			
	45	11278	33,08	127317	1,6						
	50	10068	29,49	131709	1,8						
	57	8880	26,03	135710	2,0						
	64	7840	22,95	138999	2,3						
	73	6964	20,36	141581	2,6						
	82	6217	18,15	137811	2,9						
		91	5604	16,23	135067	3,2	MR972-3G250M/4	96,00	1430	133	IE3
		103	4978	14,40	131013	3,6	NR972-3G250M/4		1480		
							MR972-2G250M/4	96,00	1430		IE2
							NR972-2G250M/4		1480		
		43	11520	34,53	80469	1,1	MR873-3G250M/4	96,00	935	130	IE3
		49	10128	30,36	86955	1,3	NR873-3G250M/4		940		
		54	9139	27,39	91078	1,4	MR873-2G250M/4	96,00	935		IE2
		62	7964	23,87	94730	1,6	NR873-2G250M/4		940		
		73	6764	20,28	93920	1,9					
		83	5947	17,83	92909	2,2					
	92	5366	16,09	91905	2,4						
	106	4676	14,02	90336	2,8						
	111	4436	13,30	98164	2,9						
	128	3866	11,59	95221	3,3						
	147	3437	10,09	93806	3,3	MR872-3G250M/4	96,00	930	130	IE3	
	167	3022	8,87	90856	3,7	NR872-3G250M/4		935			
	196	2574	7,55	81238	4,0	MR872-2G250M/4	96,00	930		IE2	
	223	2263	6,64	79109	4,0	NR872-2G250M/4		935			
	247	2042	5,99	77384	4,0						
	283	1779	5,22	75055	4,0						
	299	1688	4,95	77325	4,0						
	343	1471	4,32	74581	4,0						

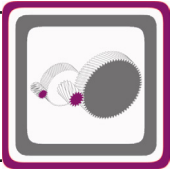
*: IE2 ve IE3 motorlu redüktör fiyatları farklıdır. / Geared motor prices are different for IE2 and IE3 motors. / Preise von Getrieben mit IE2 und IE3 Motoren sind unterschiedlich.



Motorlu Güç Devir Sayfaları


Geared Motors Performance Tables

Leistung und Drehzahlübersicht von Getriebemotoren



Güç	IE3 Çıkış Devri	IE3 Çıkış Momenti	Çevrim Oranı	IE3 Güv. Rad. Yük Çıkış	IE3 Servis Faktörü	Tipi	Anma Akımı	Ağırlık	Ölçü Sayfası	Motor Verim Snf.*	
Power	Output Speeds	Output Torque	Ratio	Per. O. Loads (Output)	Service Factors	Type	Rated Current	Weight	Dim. Page	Motor Eff. Class	
Leistung P _g [kW] P _g [HP]	Abtriebswelle Drehzahlen n ₂ [r.p.m]	Abtriebswelle Drehmomente M ₂ [Nm]	Übersetzung i	Zul. Querkräfte (Abtrieb) F _{qam} [N]	Betriebsfaktor f _s	Typ	Nennstrom [A]	Gewicht ~ [kg]	Maße Seite	Motor Effizienz-klasse	
55 75	65	7701	22,62	50040	1,0	MR773-3G250M/4	96,00	652	127	IE3	
	76	6646	19,52	54372	1,2	NR773-3G250M/4		780			
	85	5933	17,40	57388	1,3	MR773-2G250M/4	96,00	652		IE2	
							NR773-2G250M/4		780		
	102	5006	14,54	60112	1,5	MR772-3G250M/4	96,00	622	127	IE3	
	114	4475	12,98	61998	1,6	NR772-3G250M/4		750			
	127	4021	11,65	63534	1,7	MR772-2G250M/4	96,00	622		IE2	
	134	3794	11,00	64258	1,8	NR772-2G250M/4		750			
	154	3320	9,62	65717	1,9						
	175	2922	8,46	66864	2,1						
	204	2512	7,26	64406	1,9						
	227	2257	6,52	62155	2,0						
	240	2129	6,15	60992	2,0						
	75 97	40	17256	37,29	99467	1,0	MR973-3G280S/4	133,0	1637	133	IE3
45		15328	33,08	109791	1,2	NR973-3G280S/4		1687			
50		13684	29,49	117497	1,3	MR973-2G280S/4	133,0	1637		IE2	
57		12069	26,03	124256	1,5	NR973-2G280S/4		1687			
65		10655	22,95	129617	1,7						
73		9466	20,36	133773	1,9						
82		8450	18,15	133347	2,1						
92		7616	16,23	131419	2,4	MR972-3G280S/4	133,0	1597	133	IE3	
103		6766	14,40	127765	2,7	NR972-3G280S/4		1637			
115		6050	12,86	124330	3,0	MR972-2G280S/4	133,0	1597		IE2	
129		5439	11,56	121086	3,3	NR972-2G280S/4		1637			
149		4704	9,99	115903	2,6						
168		4178	8,86	112471	2,7						
188		3736	7,92	109274	2,9						
209		3358	7,11	106276	3,0						
54		12420	27,39	75762	1,0	MR873-3G280S/4	133,0	1017	130	IE3	
62		10824	23,87	81614	1,2	NR873-3G280S/4		1022			
73		9193	20,28	82767	1,4	MR873-2G280S/4	133,0	1017		IE2	
83		8082	17,83	83092	1,6	NR873-2G280S/4		1022			
92		7293	16,09	83039	1,8						
106		6355	14,02	82599	2,0						
112		6029	13,30	93867	2,2						
128		5254	11,59	91468	2,4						
147		4671	10,09	91091	2,5	MR872-3G280S/4	133,0	1012	130	IE3	
167		4107	8,87	88460	2,7	NR872-3G280S/4		1017			
197		3498	7,55	77035	3,0	MR872-2G280S/4	133,0	1012		IE2	
224		3075	6,64	75407	3,3	NR872-2G280S/4		1017			
248		2775	5,99	74037	3,6						
284		2418	5,22	72130	3,9						
300		2294	4,95	75684	3,9						
344	1999	4,32	73144	4,0							
90 117	50	16421	29,49	104131	1,1	MR973-3G280M/4	158,0	1643	133	IE3	
	57	14484	26,03	113862	1,2	NR973-3G280M/4		1693			
	65	12787	22,95	121338	1,4	MR973-2G280M/4	158,0	1643		IE2	
	73	11359	20,36	127007	1,6	NR973-2G280M/4		1693			
	82	10141	18,15	130083	1,8						

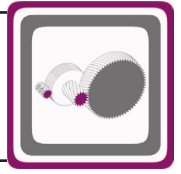
*: IE2 ve IE3 motorlu redüktör fiyatları farklıdır. / Geared motor prices are different for IE2 and IE3 motors. / Preise von Getrieben mit IE2 und IE3 Motoren sind unterschiedlich.



Motorlu Güç Devir Sayfaları


Geared Motors Performance Tables

Leistung und Drehzahlübersicht von Getriebemotoren



Güç	IE3 Çıkış Devri	IE3 Çıkış Momenti	Çevrim Oranı	IE3 Güv. Rad. Yük Çıkış	IE3 Servis Faktörü	Tipi	Anma Akımı	Ağırlık	Ölçü Sayfası	Motor Verim Sınıfı*
Power	Output Speeds	Output Torque	Ratio	Per.O. Loads (Output)	Service Factors	Type	Rated Current	Weight	Dim. Page	Motor Eff. Class
Leistung P _g [kW] P _g [HP]	Abtriebswelle Drehzahlen n ₂ [r.p.m]	Abtriebswelle Drehmomente M ₂ [Nm]	Übersetzung i	Zul.Querkräfte (Abtrieb) F _{qam} [N]	Betriebsfaktor f _s	Typ	Nennstrom [A]	Gewicht ~ [kg]	Maße Seite	Motor Effizienz-klasse
90 117	92	9140	16,23	128770	2,0	MR972-3G280M/4	158,0	1603	133	IE3
	103	8119	14,40	125414	2,2	NR972-3G280M/4		1653		
	115	7260	12,86	122231	2,5	MR972-2G280M/4	158,0	1603		IE2
	129	6527	11,56	119200	2,8	NR972-2G280M/4		1653		
	149	5645	9,99	114107	2,2					
	168	5014	8,86	110878	2,3					
	188	4483	7,92	107851	2,4					
	209	4031	7,11	104997	2,5					
	73	11031	20,28	74419	1,2	MR873-3G280M/4	158,0	1043	130	IE3
	83	9699	17,83	75752	1,3	NR873-3G280M/4		1048		
	92	8751	16,09	76416	1,5	MR873-2G280M/4	158,0	1043		IE2
	106	7626	14,02	76828	1,7	NR873-2G280M/4		1048		
	112	7235	13,30	90699	1,8					
	128	6305	11,59	88706	2,0					
	147	5605	10,09	89112	2,1	MR872-3G280M/4	158,0	1038	130	IE3
	167	4928	8,87	86721	2,3	NR872-3G280M/4		1043		
	197	4197	7,55	73925	2,5	MR872-2G280M/4	158,0	1038		IE2
	224	3690	6,64	72672	2,8	NR872-2G280M/4		1043		
	248	3330	5,99	71570	3,0					
	284	2902	5,22	69980	3,3					
300	2753	4,95	74505	3,3						
344	2399	4,32	72116	3,6						
110 150	65	15608	22,95	108281	1,2	MR973-3G315S/4	194,0	1899	133	IE3
	73	13865	20,36	116605	1,3	NR973-3G315S/4		1949		
	82	12378	18,15	122950	1,5	MR973-2G315S/4	195,0	1822		IE2
						NR973-2G315S/4		1872		
	92	11157	16,23	125205	1,6	MR972-3G315S/4	194,0	1859	133	IE3
	103	9910	14,40	122246	1,8	NR972-3G315S/4		1909		
	116	8862	12,86	119396	2,0	MR972-2G315S/4	195,0	1782		IE2
	129	7967	11,56	116650	2,3	NR972-2G315S/4		1832		
	149	6890	9,99	111679	1,8					
	168	6120	8,86	108720	1,9					
188	5473	7,92	105919	2,0						
209	4920	7,11	103259	2,0						
132 180	73	16639	20,36	102822	1,1	MR973-3G315M/4a	230,0	1943	133	IE3
	82	14854	18,15	112011	1,2	NR973-3G315M/4a		1993		
						MR973-2G315M/4a	235,0			IE2
						NR973-2G315M/4a				
	92	13388	16,23	118708	1,3	MR972-3G315M/4a	230,0	1903	133	IE3
	103	11893	14,40	118803	1,5	NR972-3G315M/4a		1953		
	116	10634	12,86	116321	1,7	MR972-2G315M/4a	235,0	1882		IE2
	129	9561	11,56	113887	1,9	NR972-2G315M/4a		1932		
	149	8269	9,99	109049	1,5					
	168	7345	8,86	106386	1,6					
188	6567	7,92	103834	1,6						
209	5904	7,11	101386	1,7						
160 218	103	14406	14,40	114086	1,2	MR972-3G315M/4b	275,0	1954	133	IE3
	116	12882	12,86	112393	1,4	NR972-3G315M/4b		2004		
	129	11582	11,56	110358	1,6	MR972-2G315M/4b	280,0	1906		IE2
	149	10016	9,99	105688	1,2	NR972-2G315M/4b		1956		
	168	8897	8,86	103402	1,3					
	188	7956	7,92	101167	1,3					

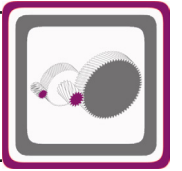
*: IE2 ve IE3 motorlu redüktör fiyatları farklıdır. / Geared motor prices are different for IE2 and IE3 motors. / Preise von Getrieben mit IE2 und IE3 Motoren sind unterschiedlich.



Motorlu Güç Devir Sayfaları

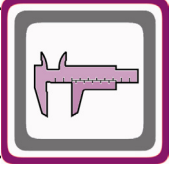

Geared Motors Performance Tables

Leistung und Drehzahlübersicht von Getriebemotoren

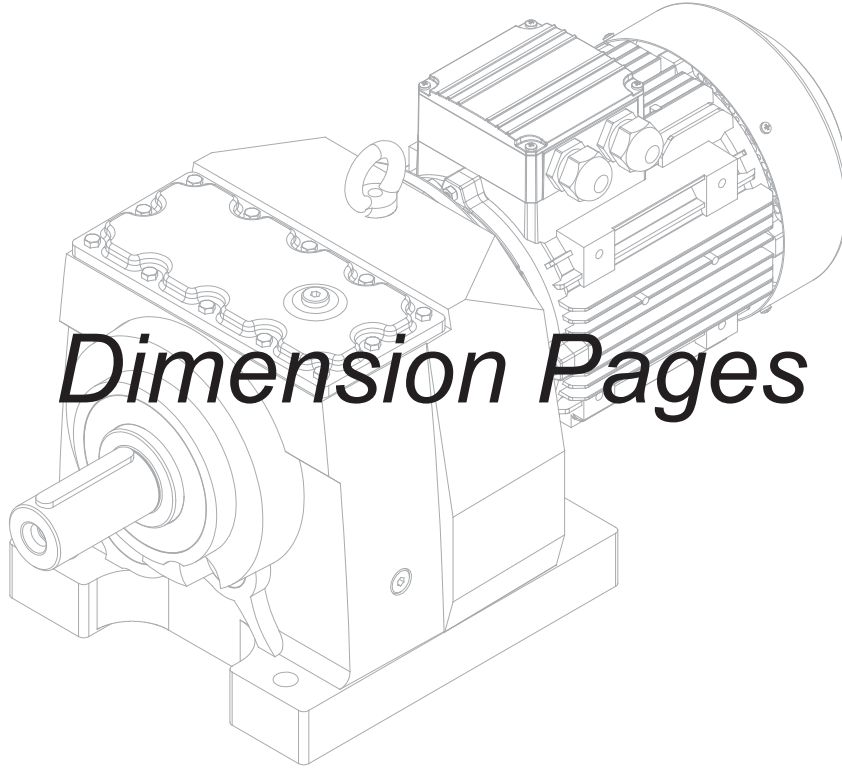


Güç	IE3 Çıkış Devri	IE3 Çıkış Momenti	Çevrim Oranı	IE3 Güv. Rad. Yük Çıkış Per. O. Loads (Output)	IE3 Servis Faktörü	Tipi	Anma Akımı	Ağırlık	Ölçü Sayfası	Motor Verim Snf.*
Power	Output Speeds	Output Torque	Ratio	Per. O. Loads (Output)	Service Factors	Type	Rated Current	Weight	Dim. Page	Motor Eff. Class
Leistung P _g [KW] P _g [HP]	Abtriebswelle Drehzahlen n ₂ [r.p.m]	Abtriebswelle Drehmomente M ₂ [Nm]	Übersetzung i	Zul. Querkräfte (Abtrieb) F _{qam} [N]	Betriebsfaktor f _s	Typ	Nennstrom [A]	Gewicht ~ [kg]	Maße Seite	Motor Effizienz- klasse
160 218	209	7152	7,11	98988	1,4	MR972-3G315M/4b NR972-3G315M/4b MR972-2G315M/4b NR972-2G315M/4b	275,0 280,0	1954 2004 1906 1956	133	IE3 IE2


*: IE2 ve IE3 motorlu redüktör fiyatları farklıdır. / Geared motor prices are different for IE2 and IE3 motors. / Preise von Getrieben mit IE2 und IE3 Motoren sind unterschiedlich.



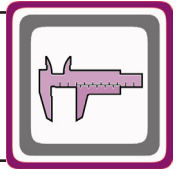
Ölçü Sayfaları



Abmessungenseiten

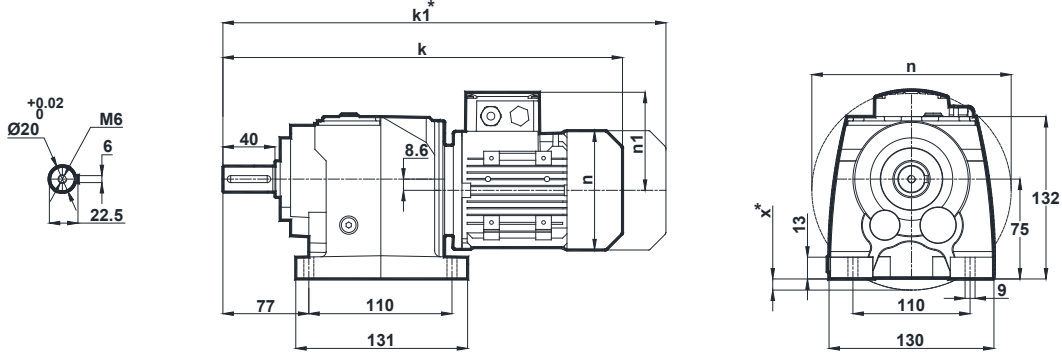


Ölçü Sayfaları Dimension Pages Abmessungsseiten

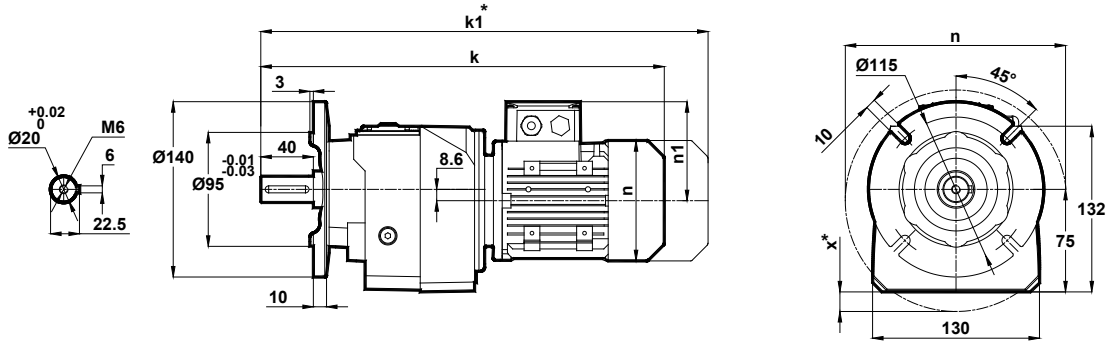


-Mil ucu çektirme deliği DIN 332 sayfa 2 / Tapped center hole to DIN 332, sheet 2 / Zentrierung mit Gewinde DIN 332, Blatt 2

MR002 MR003

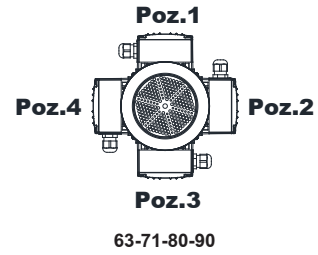


NR002 NR003

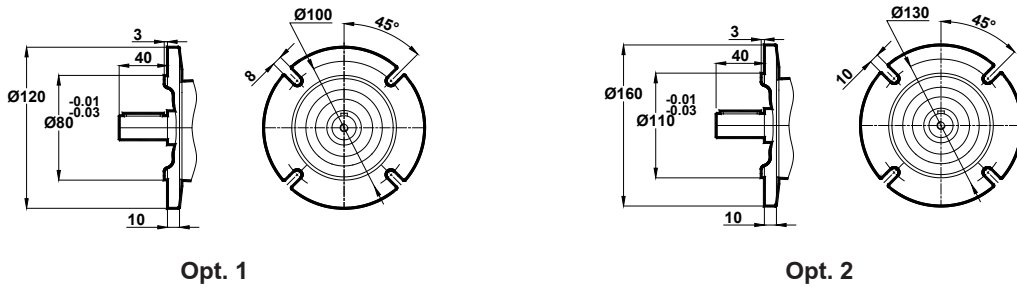


Motor Büyüklüğü / Motor Size / Motorbaugroße					
	63	71	80	90S	90L
k	368.5	397	431	470	470
k1	429.5	488	524	573.5	573.5
n	121	137	155	176	176
n1	97	112	121	132	132
x	-	3	12	22	22

Klemens Kutusu / Terminal Box / Klemmenkasten




Opsiyonel Flanş Ölçüleri / Optional Flange Dimensions / Auswählbare Flanschabmessungen

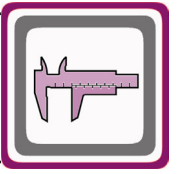


* " k1 " Ölçüsü frenli redüktörlere aittir. Dimension " k1 " is for motors with brake. Maße " k1 " ist für Bremsenmotoren.

x: Motor, ayak bağlantı yüzeyinin altında ise / x: If Motor is lower than foot mounting plane / x: Wenn der Motor unter der Fußmontageebene ist

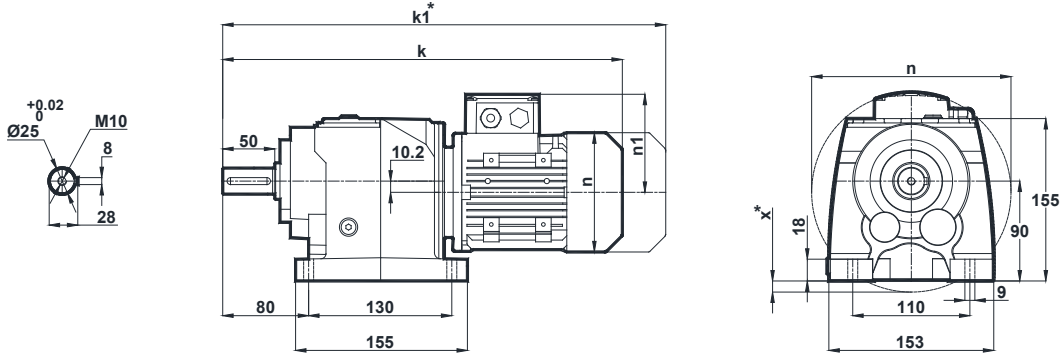


Ölçü Sayfaları Dimension Pages Abmessungenseiten

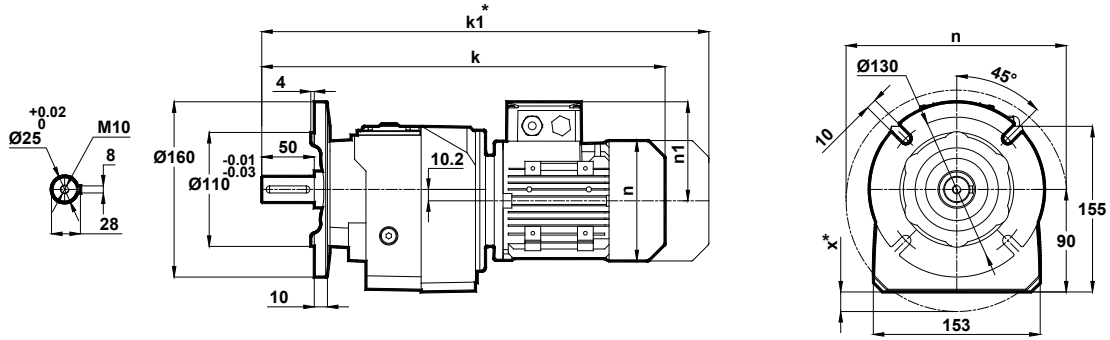


-Mil ucu çektirme deliği DIN 332 sayfa 2 / Tapped center hole to DIN 332, sheet 2 / Zentrierung mit Gewinde DIN 332, Blatt 2

MR102 MR103

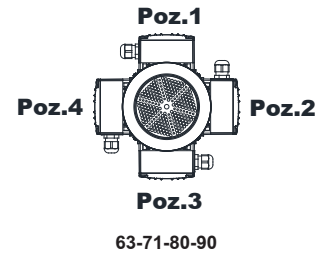


NR102 NR103

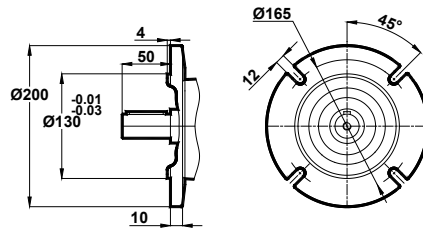


Motor Büyüklüğü / Motor Size / Motorbaugroße					
	63	71	80	90S	90L
k	398	424	458	497	497
k1	459	515	551	600.5	600.5
n	121	137	155	176	176
n1	97	112	121	132	132
x	-	-	-	9	9

Klemens Kutusu / Terminal Box / Klemmenkasten




Opsiyonel Flanş Ölçüleri / Optional Flange Dimensions / Auswählbare Flanschabmessungen



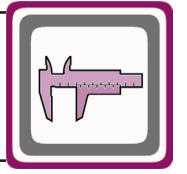
Opt. 1

* "k1" Ölçüsü frenli redüktörlere aittir. Dimension "k1" is for motors with brake. Maße "k1" ist für Bremsenmotoren.

x: Motor, ayak bağlantı yüzeyinin altında ise / x: If Motor is lower than foot mounting plane / x: Wenn der Motor unter der Fußmontageebene ist

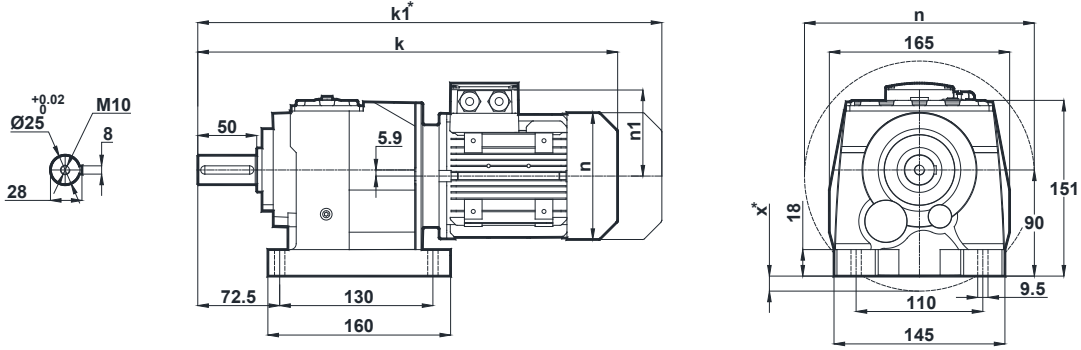


Ölçü Sayfaları Dimension Pages Abmessungsseiten

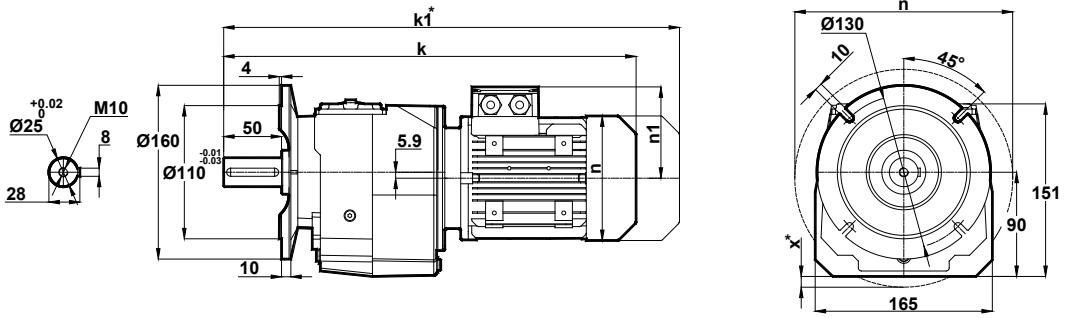


-Mil ucu çektirme deliği DIN 332 sayfa 2 / Tapped center hole to DIN 332, sheet 2 / Zentrierung mit Gewinde DIN 332, Blatt 2

MR172 MR173

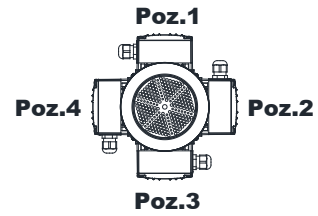


NR172 NR173



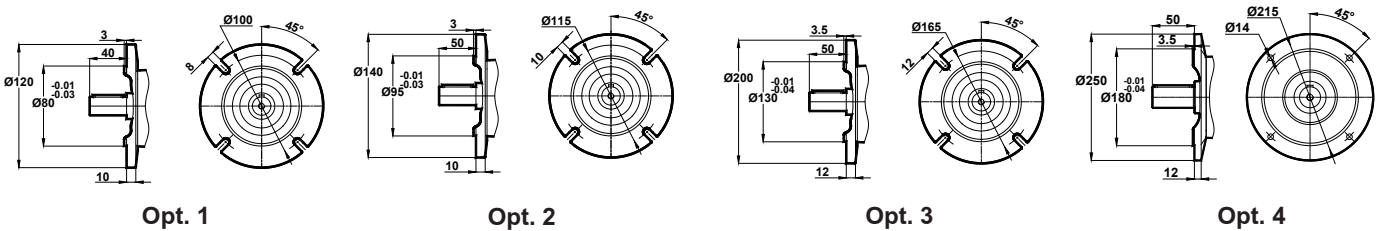
Motor Büyüklüğü / Motor Size / Motorbaugroße							
	63	71	80	90S	90L	100L	112M
k	395.5	424	458	497	497	545	569
k1	456.5	515	551	600.5	600.5	653.5	673.5
n	121	137	155	176	176	193	215
n1	97	112	121	132	132	147	158
x	-	-	-	4	4	13	24

Klemens Kutusu / Terminal Box / Klemmenkasten




63-71-80-90-100-112

Opsiyonel Flanş Ölçüleri / Optional Flange Dimensions / Auswählbare Flanschabmessungen

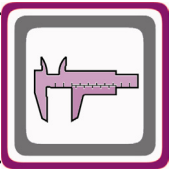


* " k1 " Ölçüsü frenli redüktörlere aittir. Dimension " k1 " is for motors with brake. Maße " k1 " ist für Bremsenmotoren.

x: Motor, ayak bağlantı yüzeyinin altında ise / x: If Motor is lower than foot mounting plane / x: Wenn der Motor unter der Fußmontageebene ist

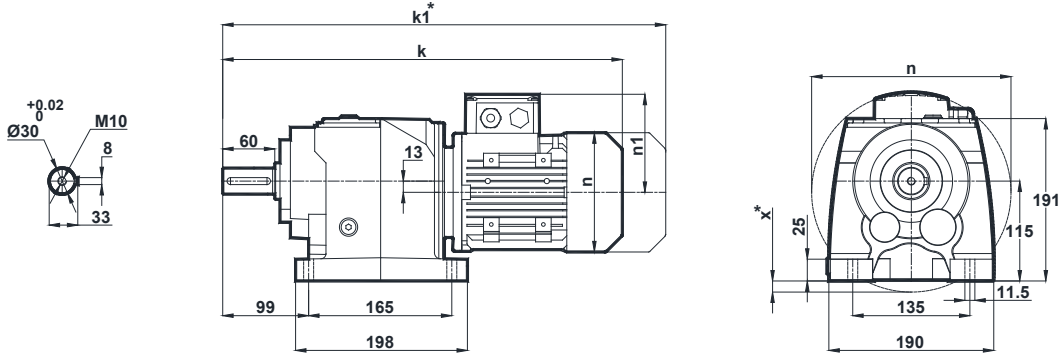


Ölçü Sayfaları Dimension Pages Abmessungsseiten

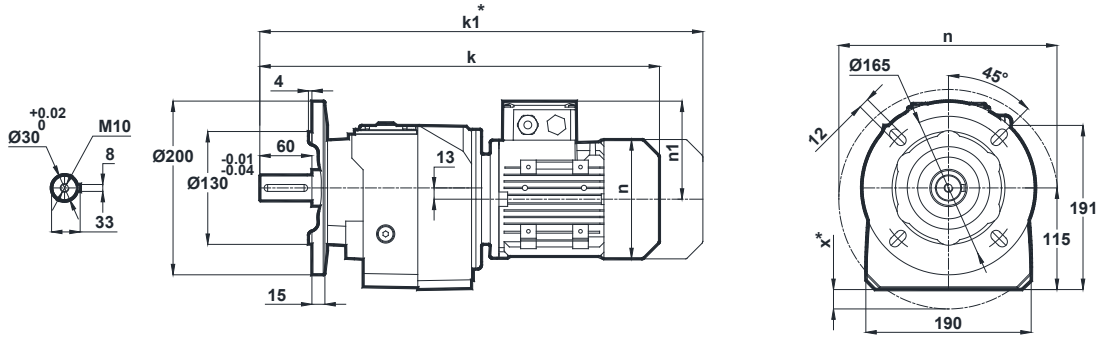


-Mil ucu çektirme deliği DIN 332 sayfa 2 / Tapped center hole to DIN 332, sheet 2 / Zentrierung mit Gewinde DIN 332, Blatt 2

MR202 MR203

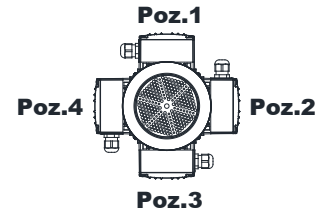


NR202 NR203



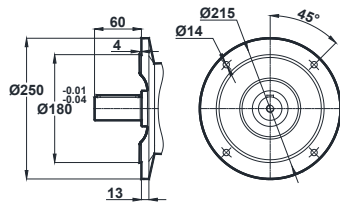
Motor Büyüklüğü / Motor Size / Motorbaugroße							
	63	71	80	90S	90L	100L	112M
k	443	470	504	543	543	591	615
k1	504	561	597	646.5	646.5	699.5	719.5
n	121	137	155	176	176	193	215
n1	97	112	121	132	132	147	158
x	-	-	-	-	-	-	6

Klemens Kutusu / Terminal Box / Klemmenkasten

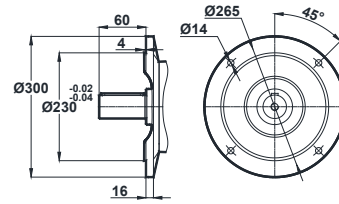


63-71-80-90-100-112

Opsiyonel Flanş Ölçüleri / Optional Flange Dimensions / Auswählbare Flanschabmessungen




Opt. 1



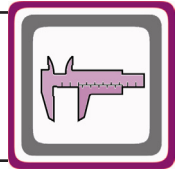
Opt. 2

* "k1" Ölçüsü frenli redüktörlere aittir. Dimension "k1" is for motors with brake. Maße "k1" ist für Bremsenmotoren.

x: Motor, ayak bağlantı yüzeyinin altında ise / x: If Motor is lower than foot mounting plane / x: Wenn der Motor unter der Fußmontageebene ist

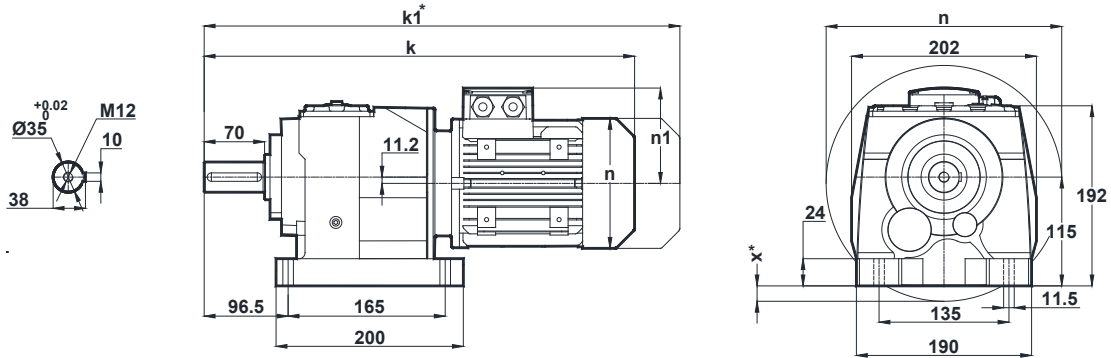


Ölçü Sayfaları Dimension Pages Abmessungsseiten

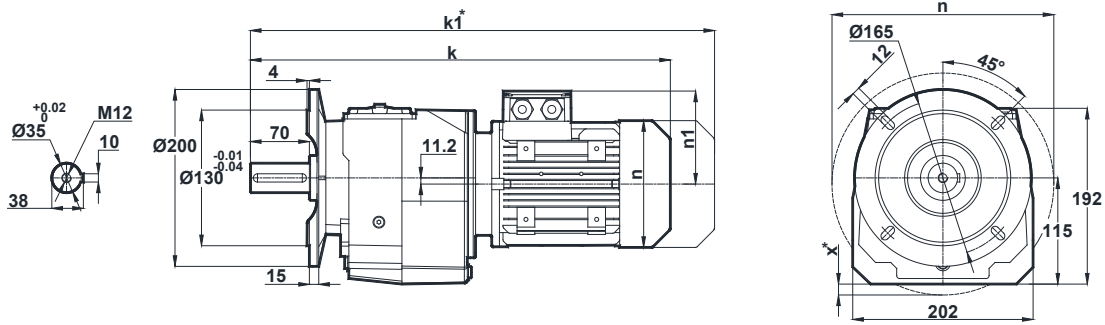


-Mil ucu çektirme deliği DIN 332 sayfa 2 / Tapped center hole to DIN 332, sheet 2 / Zentrierung mit Gewinde DIN 332, Blatt 2

MR272 MR273

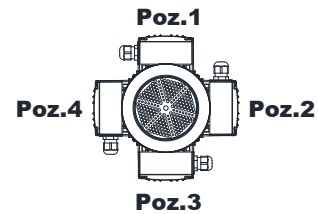


NR272 NR273



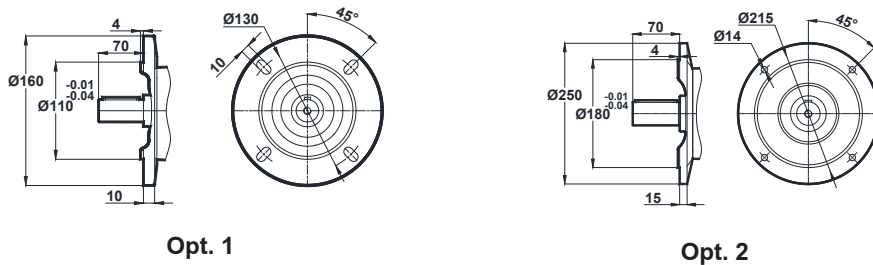
Motor Büyüklüğü / Motor Size / Motorbaugroße									
	63	71	80	90S	90L	100L	112M	132S	132M
k	444	471	505	544	544	592	616	699	699
k1	505	562	598	647.5	647.5	700.5	720.5	829	829
n	121	137	155	176	176	193	215	257	257
n1	97	112	121	132	132	147	158	179	179
x	-	-	-	-	-	-	4	25	25

Klemens Kutusu / Terminal Box / Klemmenkasten




63-71-80-90-100-112-132

Opsiyonel Flanş Ölçüleri / Optional Flange Dimensions / Auswählbare Flanschabmessungen

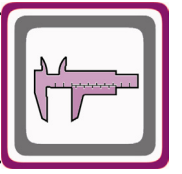


* " k1 " Ölçüsü frenli redüktörlere aittir. Dimension " k1 " is for motors with brake. Maße " k1 " ist für Bremsenmotoren.

x: Motor, ayak bağlantı yüzeyinin altında ise / x: If Motor is lower than foot mounting plane / x: Wenn der Motor unter der Fußmontageebene ist

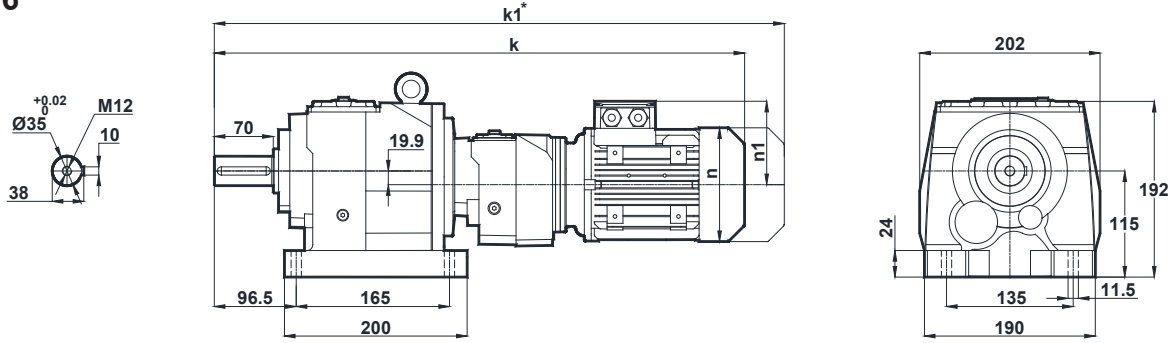


Ölçü Sayfaları Dimension Pages Abmessungsseiten

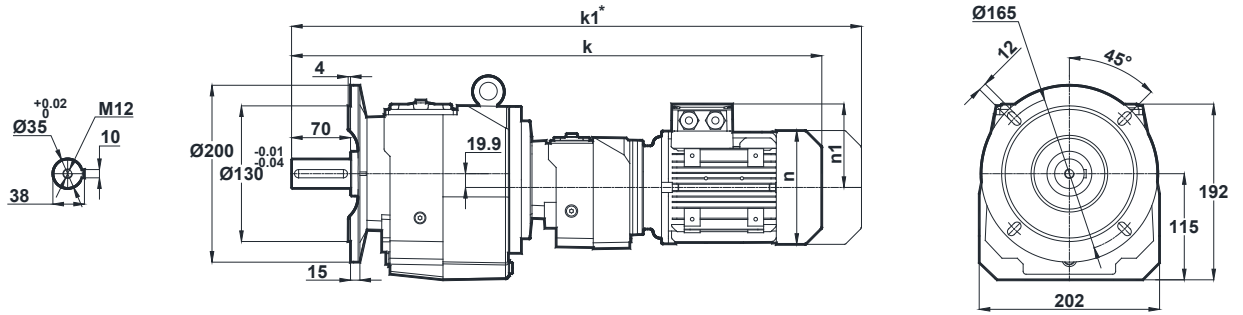


-Mil ucu çektirme deliği DIN 332 sayfa 2 / Tapped center hole to DIN 332, sheet 2 / Zentrierung mit Gewinde DIN 332, Blatt 2

MR275 MR276

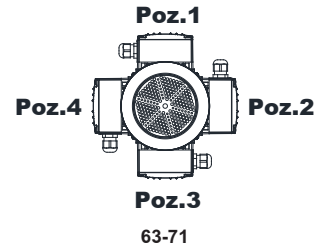


NR275 NR276

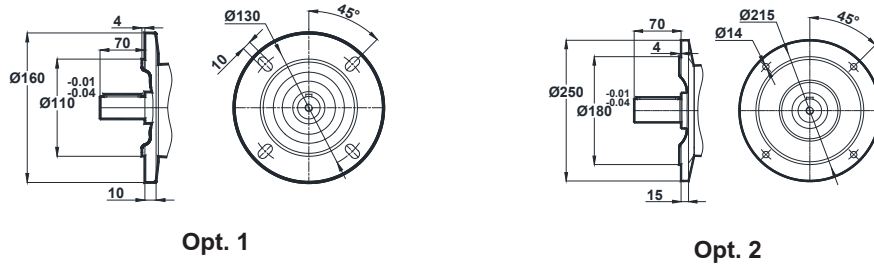


Motor Büyüklüğü / Motor Size / Motorbaugroße	63	71
k	593.5	622
k1	654.5	713
n	121	137
n1	97	112


Klemens Kutusu / Terminal Box / Klemmenkasten



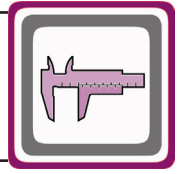
Opsiyonel Flanş Ölçüleri / Optional Flange Dimensions / Auswählbare Flanschabmessungen



* " k1 " Ölçüsü frenli redüktörlere aittir. Dimension " k1 " is for motors with brake. Maße " k1 " ist für Bremsenmotoren.

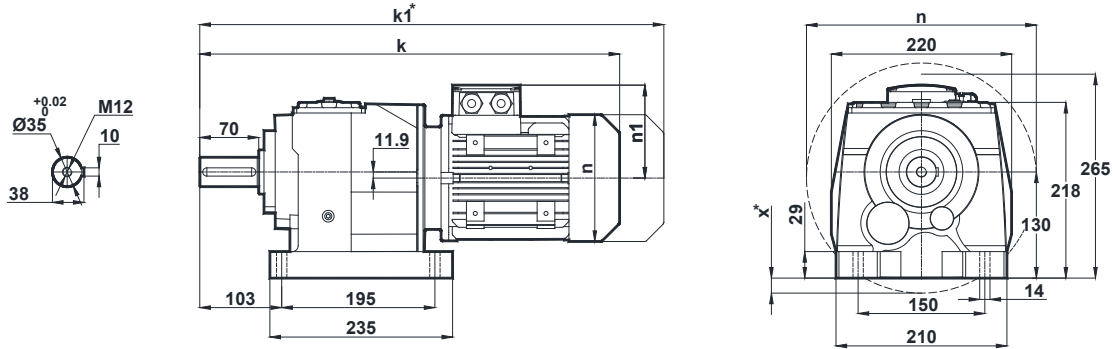


Ölçü Sayfaları Dimension Pages Abmessungsseiten

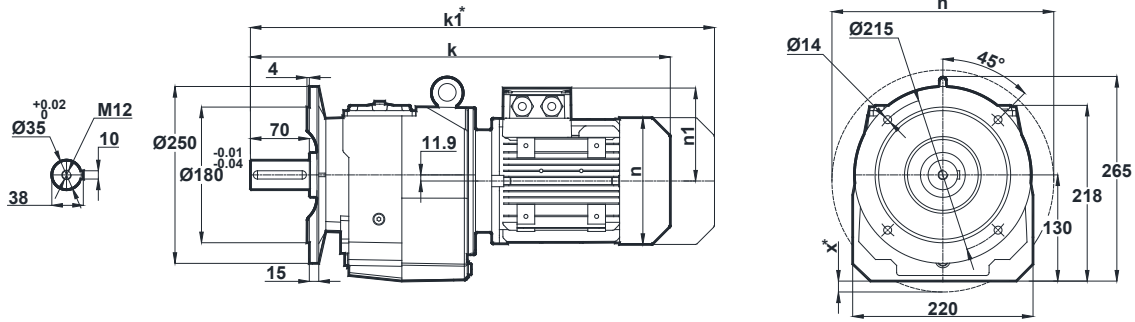


-Mil ucu çekirme deliği DIN 332 sayfa 2 / Tapped center hole to DIN 332, sheet 2 / Zentrierung mit Gewinde DIN 332, Blatt 2

MR282 MR283

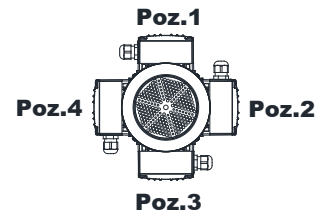


NR282 NR283



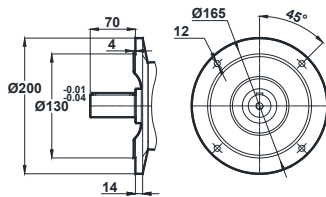
Motor Büyüklüğü / Motor Size / Motorbaugroße								
	71	80	90S	90L	100L	112M	132S	132M
k	488.5	522.5	561.5	561.5	609.5	633.5	720	720
k1	579.5	615.5	665	665	718	738	850	850
n	137	155	176	176	193	215	257	257
n1	112	121	132	132	147	158	179	179
x	-	-	-	-	-	-	11	11

Klemens Kutusu / Terminal Box / Klemmenkasten

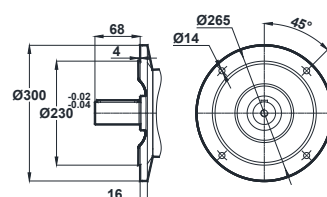


71-80-90-100-112-132

Opsiyonel Flanş Ölçüleri / Optional Flange Dimensions / Auswählbare Flanschabmessungen




Opt. 1



Opt. 2

* " k1 " Ölçüsü frenli redüktörlere aittir. Dimension " k1 " is for motors with brake. Maße " k1 " ist für Bremsenmotoren.

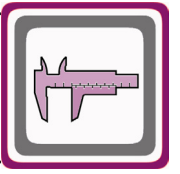
x: Motor, ayak bağlantı yüzeyinin altında ise / x: If Motor is lower than foot mounting plane / x: Wenn der Motor unter der Fußmontageebene ist



Ölçü Sayfaları

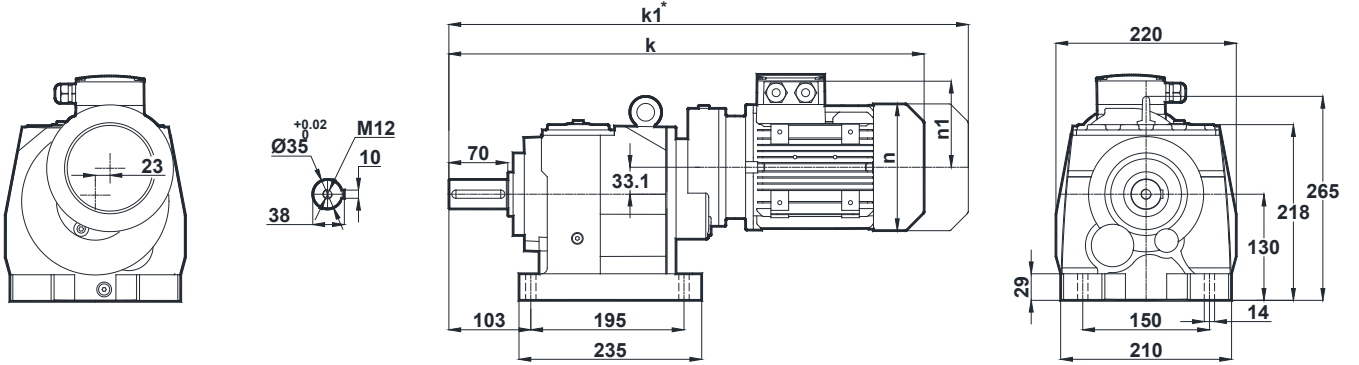
Dimension Pages

Abmessungsseiten

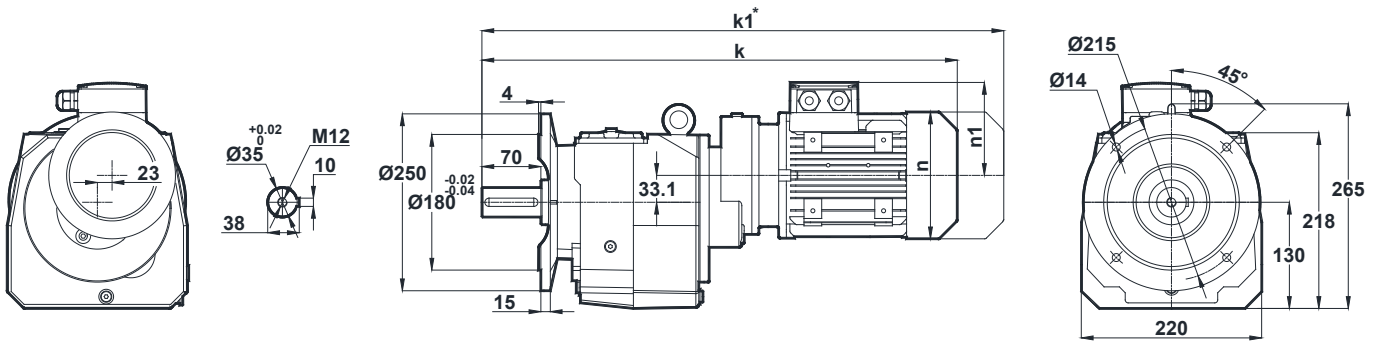


-Mil ucu çektirme deliği DIN 332 sayfa 2 / Tapped center hole to DIN 332, sheet 2 / Zentrierung mit Gewinde DIN 332, Blatt 2

MR284

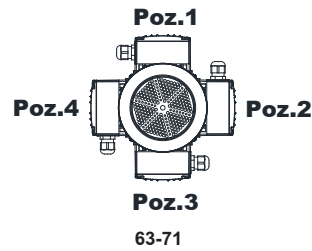


NR284

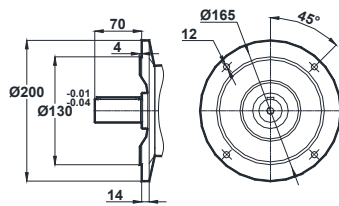


Motor Büyüklüğü / Motor Size / Motorbaugroße	63	71
k	540.5	567.5
k1	601.5	658.5
n	121	137
n1	97	112

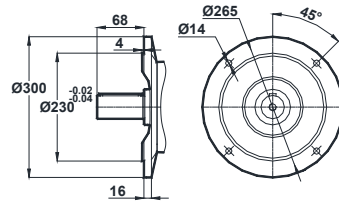
Klemens Kutusu / Terminal Box / Klemmenkasten



Opsiyonel Flanş Ölçüleri / Optional Flange Dimensions / Auswählbare Flanschabmessungen




Opt. 1

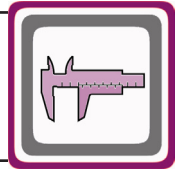


Opt. 2

* "k1" "Ölçüsü frenli redüktörlere aittir. Dimension "k1" is for motors with brake. Maße "k1" ist für Bremsenmotoren.

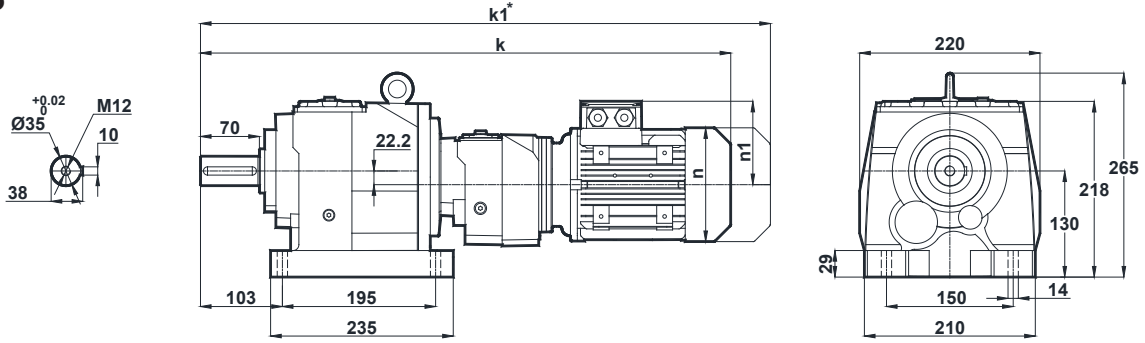


Ölçü Sayfaları Dimension Pages Abmessungsseiten

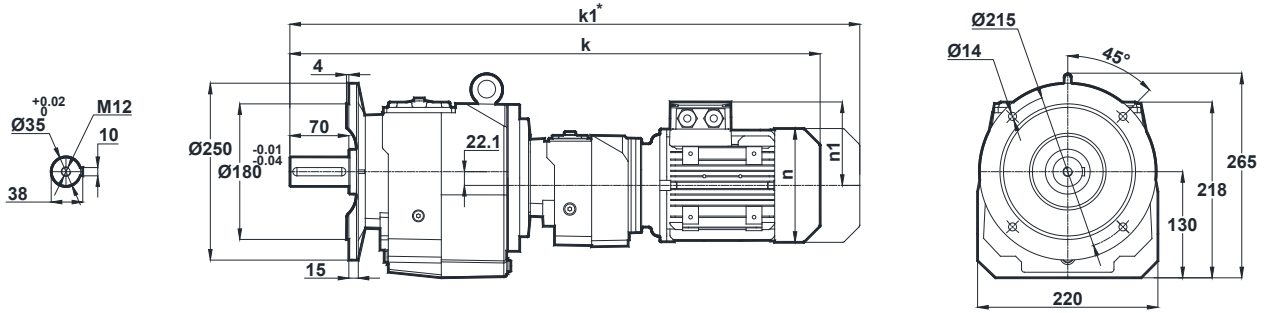


-Mil ucu çektirme deliği DIN 332 sayfa 2 / Tapped center hole to DIN 332, sheet 2 / Zentrierung mit Gewinde DIN 332, Blatt 2

MR285 MR286

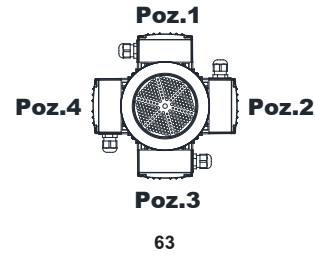


NR285 NR286

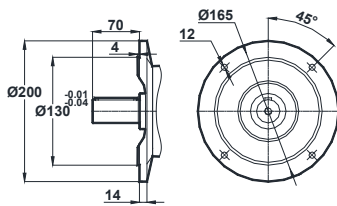


Motor Büyüklüğü / Motor Size / Motorbaugroße	
	63
k	645
k1	706
n	121
n1	97

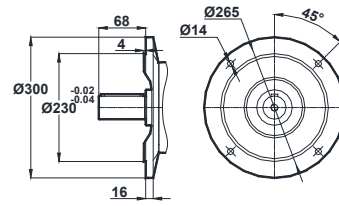
Klemens Kutusu / Terminal Box / Klemmenkasten



Opsiyonel Flanş Ölçüleri / Optional Flange Dimensions / Auswählbare Flanschabmessungen




Opt. 1

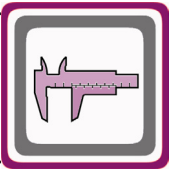


Opt. 2

* " k1 " Ölçüsü frenli redüktörlere aittir. Dimension " k1 " is for motors with brake. Maße " k1 " ist für Bremsenmotoren.

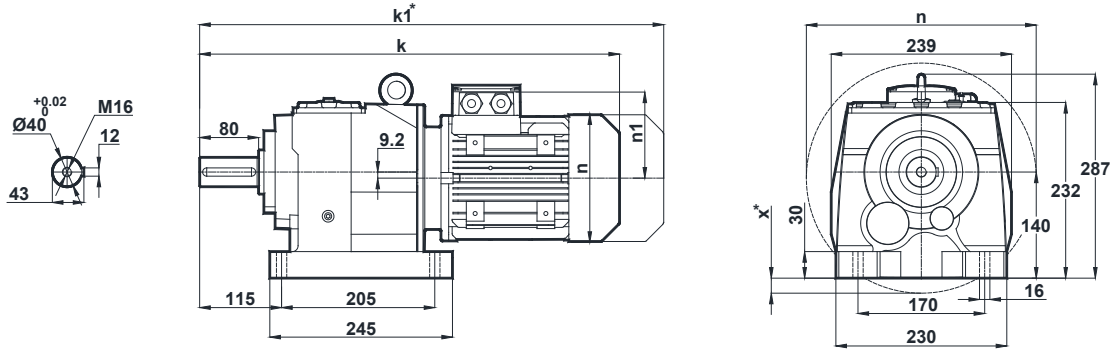


Ölçü Sayfaları Dimension Pages Abmessungsseiten

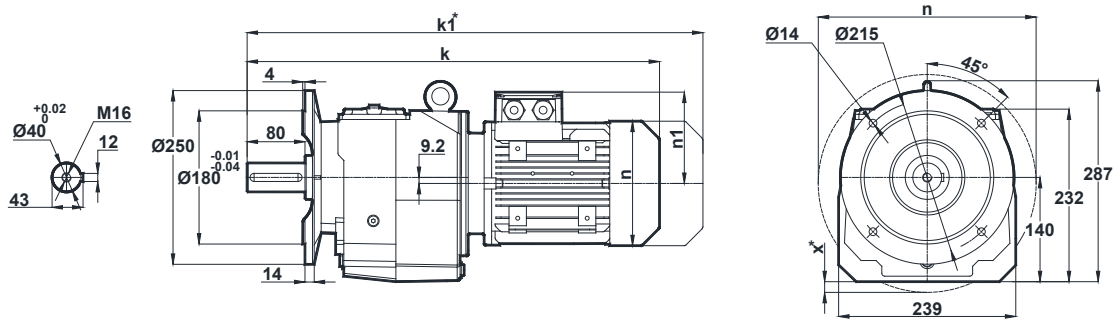


-Mil ucu çektirme deliği DIN 332 sayfa 2 / Tapped center hole to DIN 332, sheet 2 / Zentrierung mit Gewinde DIN 332, Blatt 2

MR372 MR373

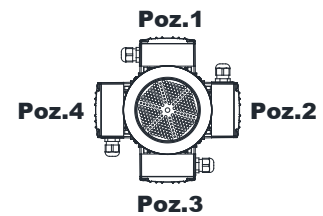


NR372 NR373



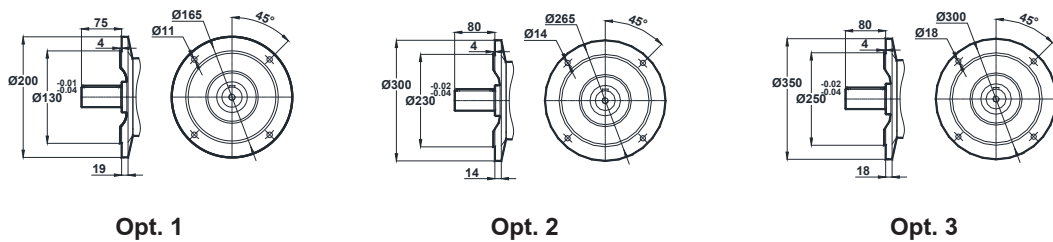
Motor Büyüklüğü / Motor Size / Motorbaugroße								
	71	80	90S	90L	100L	112M	132S	132M
k	509.5	543.5	582.5	582.5	630.5	645.5	741	741
k1	600.5	636.5	686	686	739	759	871	871
n	137	155	176	176	193	215	257	257
n1	112	121	132	132	147	158	179	179
x	-	-	-	-	-	-	-	-

Klemens Kutusu / Terminal Box / Klemmenkasten



71-80-90-100-112-132

Opsiyonel Flanş Ölçüleri / Optional Flange Dimensions / Auswählbare Flanschabmessungen




Opt. 1

Opt. 2

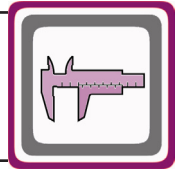
Opt. 3

* "k1" Ölçüsü frenli redüktörlere aittir. Dimension "k1" is for motors with brake. Maße "k1" ist für Bremsenmotoren.

x: Motor, ayak bağlantı yüzeyinin altında ise / x: If Motor is lower than foot mounting plane / x: Wenn der Motor unter der Fußmontageebene ist

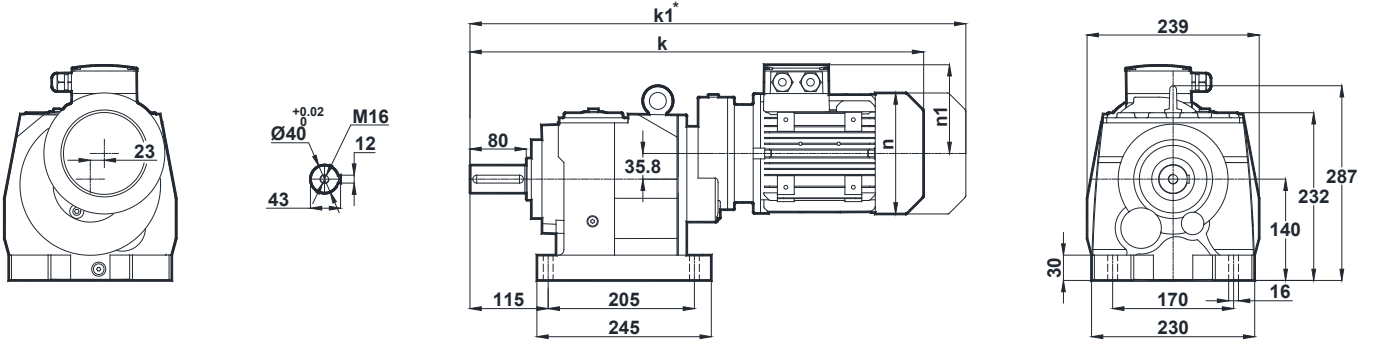


Ölçü Sayfaları Dimension Pages Abmessungsseiten

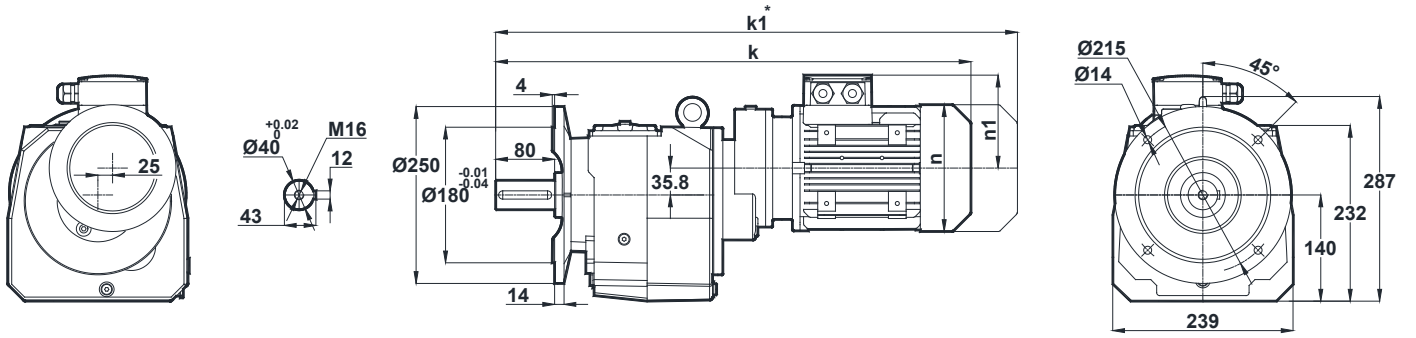


-Mil ucu çektirme deliği DIN 332 sayfa 2 / Tapped center hole to DIN 332, sheet 2 / Zentrierung mit Gewinde DIN 332, Blatt 2

MR374

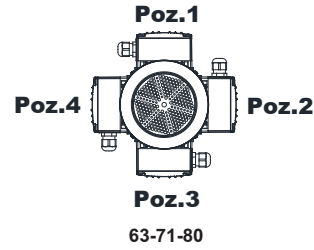


NR374

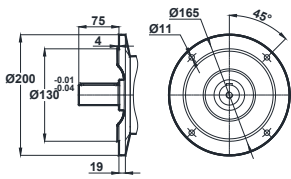


Motor Büyüklüğü / Motor Size / Motorbaugroße	63	71	80
k	561.5	588.5	622.5
k1	622.5	679.5	715.5
n	121	137	155
n1	97	112	121

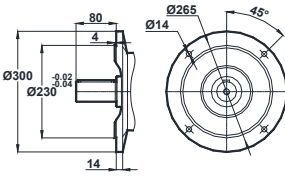
Klemens Kutusu / Terminal Box / Klemmenkasten



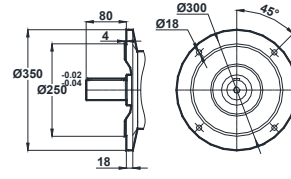
Opsiyonel Flanş Ölçüleri / Optional Flange Dimensions / Auswählbare Flanschabmessungen



Opt. 1




Opt. 2

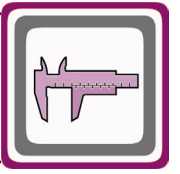


Opt. 3

* " k1 " Ölçüsü frenli redüktörlere aittir. Dimension " k1 " is for motors with brake. Maße " k1 " ist für Bremsenmotoren.

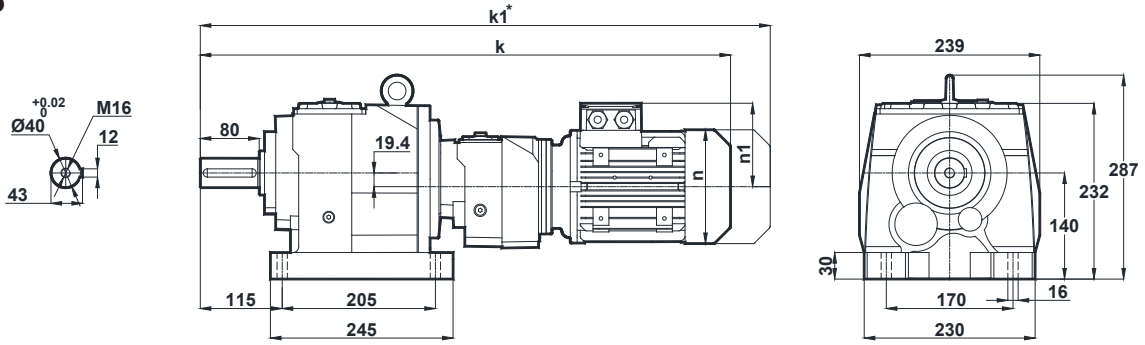


Ölçü Sayfaları Dimension Pages Abmessungsseiten

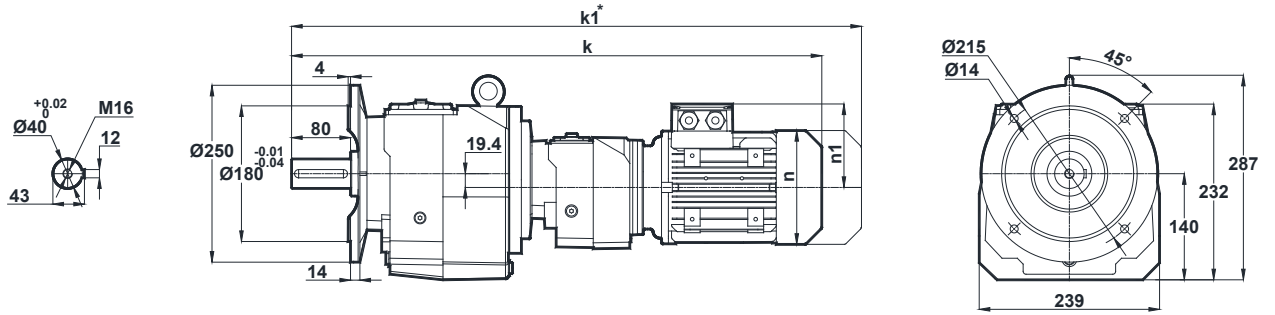


-Mil ucu çektirme deliği DIN 332 sayfa 2 / Tapped center hole to DIN 332, sheet 2 / Zentrierung mit Gewinde DIN 332, Blatt 2

MR375 MR376

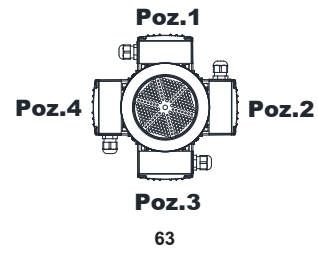


NR375 NR376

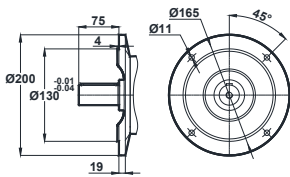


Motor Büyüklüğü / Motor Size / Motorbaugroße	
	63
k	666
k1	727
n	121
n1	97

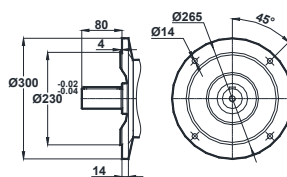
Klemens Kutusu / Terminal Box / Klemmenkasten



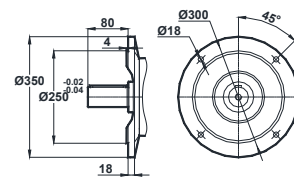
Opsiyonel Flanş Ölçüleri / Optional Flange Dimensions / Auswählbare Flanschabmessungen



Opt. 1




Opt. 2

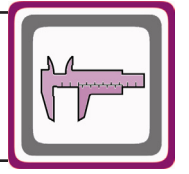


Opt. 3

* " k1 " Ölçüsü frenli redüktörlere aittir. Dimension " k1 " is for motors with brake. Maße " k1 " ist für Bremsenmotoren.

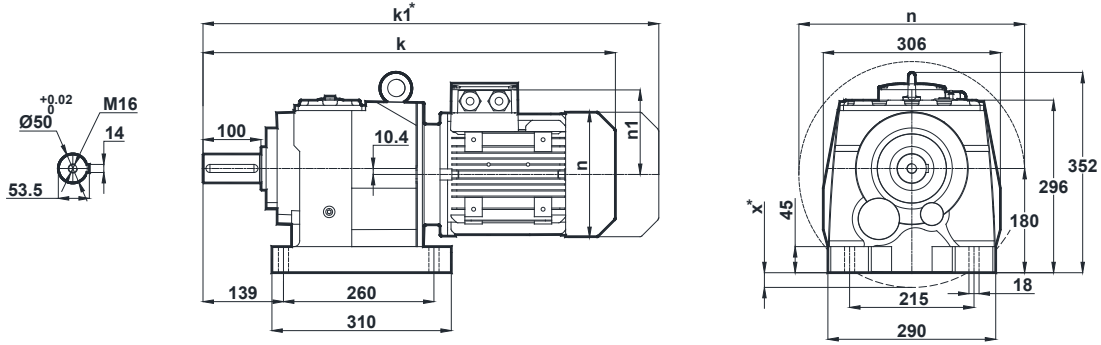


Ölçü Sayfaları Dimension Pages Abmessungsseiten

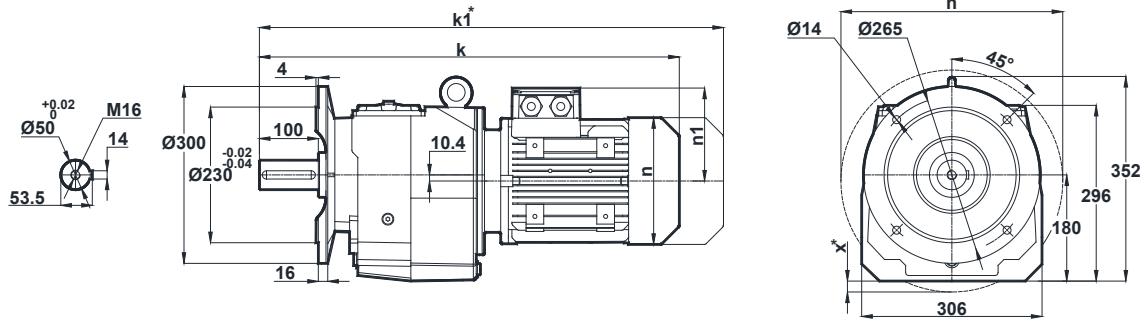


-Mil ucu çektirme deliği DIN 332 sayfa 2 / Tapped center hole to DIN 332, sheet 2 / Zentrierung mit Gewinde DIN 332, Blatt 2

MR472 MR473

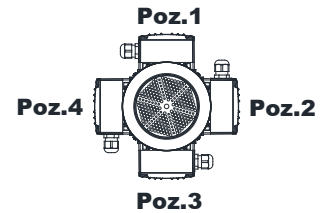


NR472 NR473



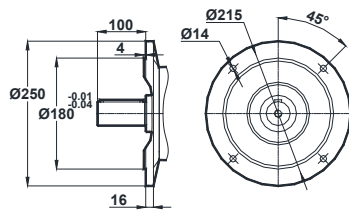
Motor Büyüklüğü / Motor Size / Motorbaugroße											
	80	90S	90L	100L	112M	132S	132M	160M	160L	180M	180L
k	610.5	649.5	649.5	694.5	718.5	803.5	803.5	899.5	899.5	971.5	971.5
k1	703.5	753	753	803	823	933.5	933.5	1047.5	1047.5	1130	1130
n	155	176	176	193	215	257	257	315	315	347	347
n1	121	132	132	147	158	179	179	219	219	234	234
x	-	-	-	-	-	-	-	-	-	3	3

Klemens Kutusu / Terminal Box / Klemmenkasten

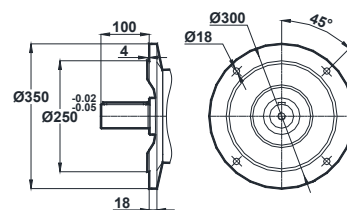


80-90-100-112-132-160-180

Opsiyonel Flanş Ölçüleri / Optional Flange Dimensions / Auswählbare Flanschabmessungen




Opt. 1



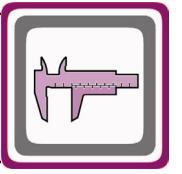
Opt. 2

* "k1" Ölçüsü frenli redüktörlere aittir. Dimension "k1" is for motors with brake. Maße "k1" ist für Bremsenmotoren.

x: Motor, ayak bağlantı yüzeyinin altında ise / x: If Motor is lower than foot mounting plane / x: Wenn der Motor unter der Fußmontageebene ist

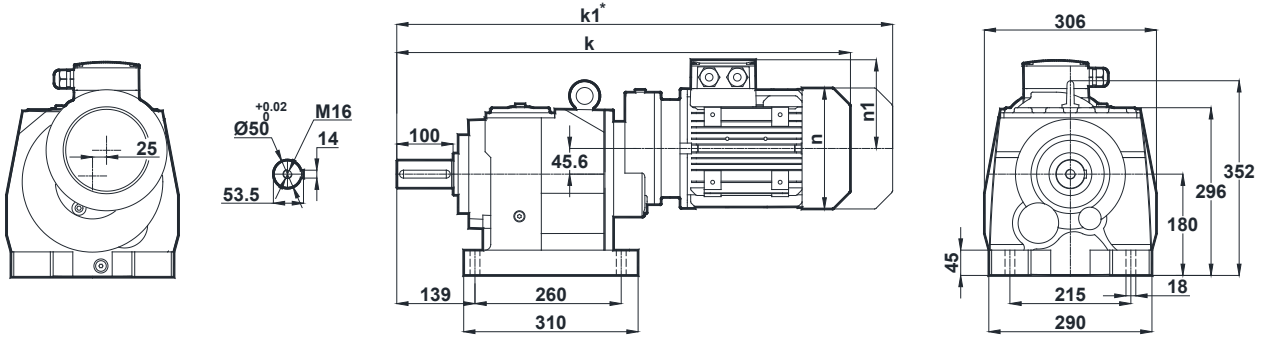


Ölçü Sayfaları Dimension Pages Abmessungenseiten

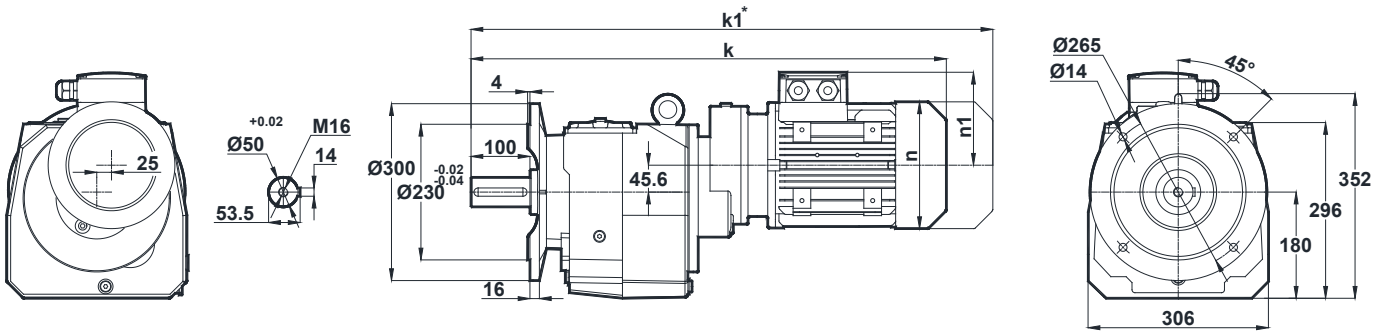


-Mil ucu çektirme deliği DIN 332 sayfa 2 / Tapped center hole to DIN 332, sheet 2 / Zentrierung mit Gewinde DIN 332, Blatt 2

MR474

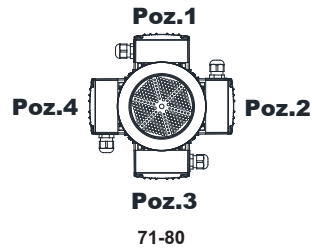


NR474

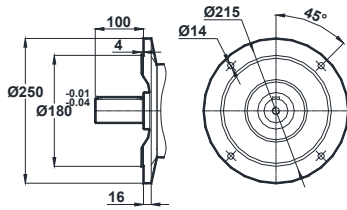


Motor Büyüklüğü / Motor Size / Motorbaugroße		
	71	80
k	670	704
k1	761	797
n	137	155
n1	112	121

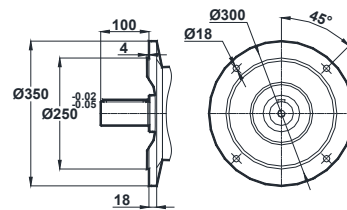
Klemens Kutusu / Terminal Box / Klemmenkasten



Opsiyonel Flanş Ölçüleri / Optional Flange Dimensions / Auswählbare Flanschabmessungen




Opt. 1

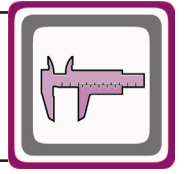


Opt. 2

* "k1" Ölçüsü frenli redüktörlere aittir. Dimension "k1" is for motors with brake. Maße "k1" ist für Bremsenmotoren.

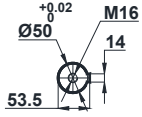
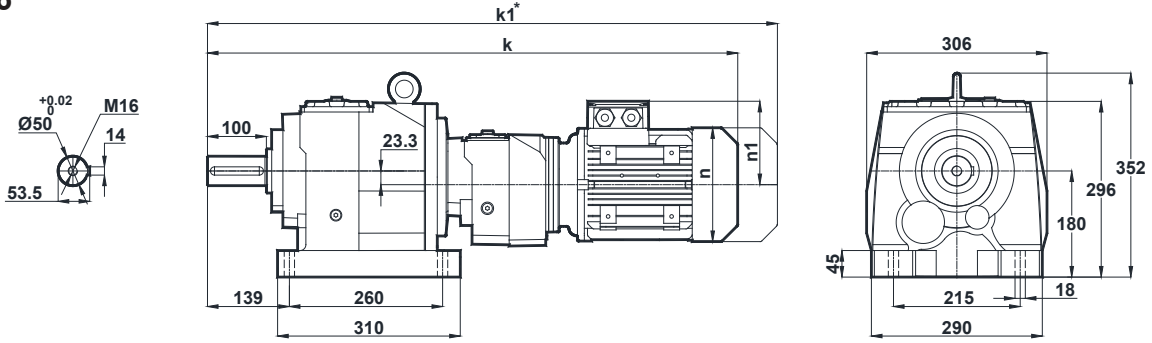


Ölçü Sayfaları Dimension Pages Abmessungsseiten

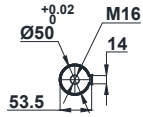
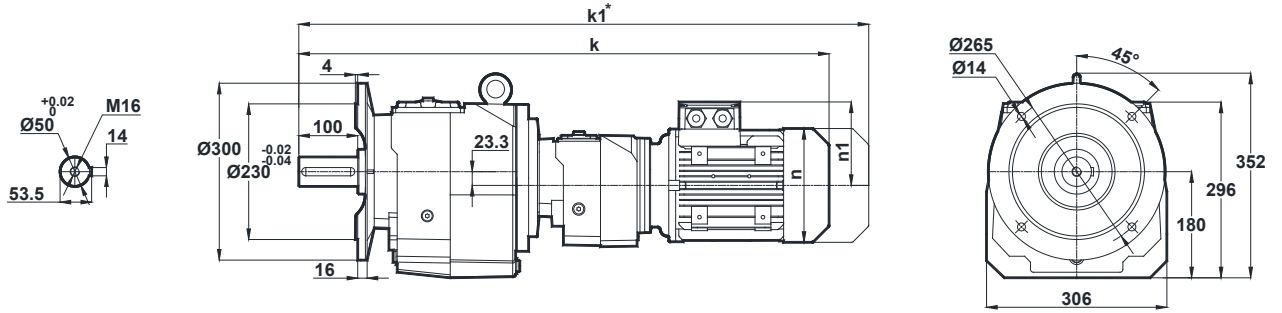


-Mil ucu çekirme deliği DIN 332 sayfa 2 / Tapped center hole to DIN 332, sheet 2 / Zentrierung mit Gewinde DIN 332, Blatt 2

MR475 MR476

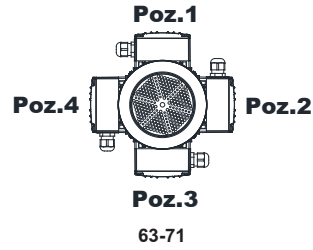


NR475 NR476

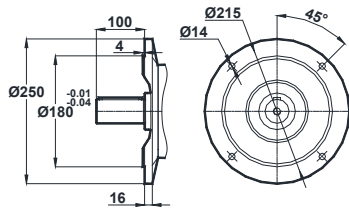


Motor Büyüklüğü / Motor Size / Motorbaugroße	63	71
k	773	800
k1	834	891
n	121	137
n1	97	112

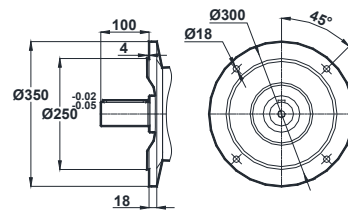
Klemens Kutusu / Terminal Box / Klemmenkasten



Opsiyonel Flanş Ölçüleri / Optional Flange Dimensions / Auswählbare Flanschabmessungen




Opt. 1

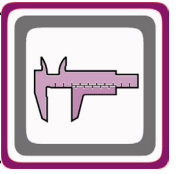


Opt. 2

* "k1" Ölçüsü frenli redüktörlere aittir. Dimension "k1" is for motors with brake. Maße "k1" ist für Bremsenmotoren.

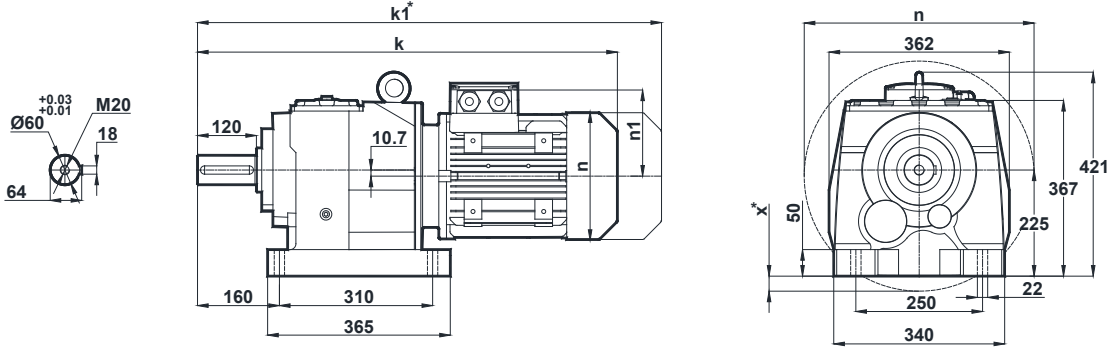


Ölçü Sayfaları Dimension Pages Abmessungsseiten

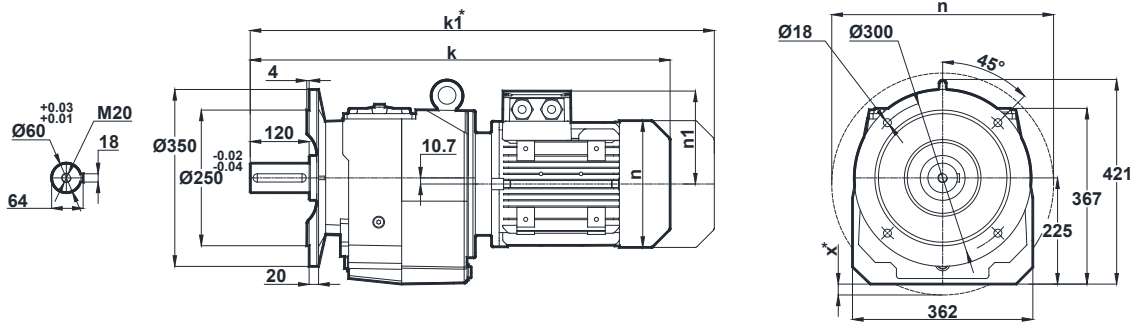


-Mil ucu çektirme deliği DIN 332 sayfa 2 / Tapped center hole to DIN 332, sheet 2 / Zentrierung mit Gewinde DIN 332, Blatt 2

MR572 MR573

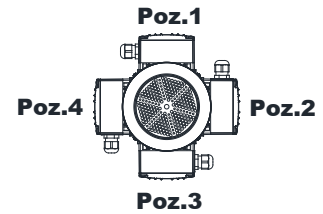


NR572 NR573



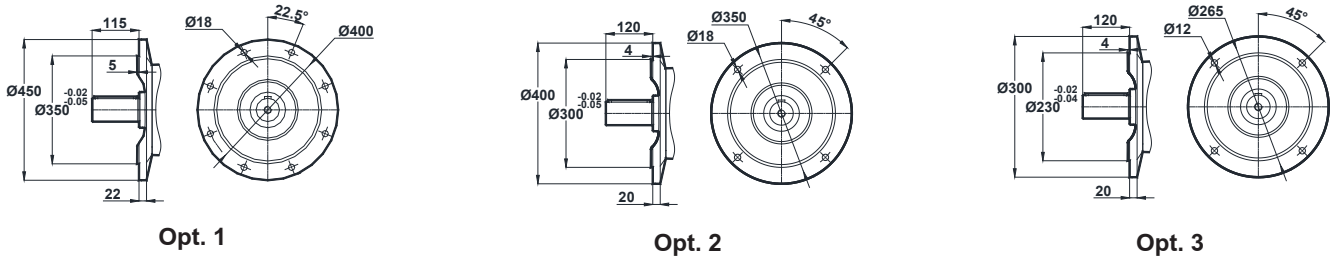
Motor Büyüklüğü / Motor Size / Motorbaugröße									
	100L	112M	132S	132M	160M	160L	180M	180L	200L
k	753	777	863.5	863.5	959.5	959.5	1031.5	1031.5	1077.5
k1	861.5	881.5	993.5	993.5	1107.5	1107.5	1190	1190	1204
n	193	215	257	257	315	315	347	347	390
n1	147	158	179	179	219	219	234	234	275
x	-	-	-	-	-	-	-	-	-

Klemens Kutusu / Terminal Box / Klemmenkasten




100-112-132-160-180-200

Opsiyonel Flanş Ölçüleri / Optional Flange Dimensions / Auswählbare Flanschabmessungen

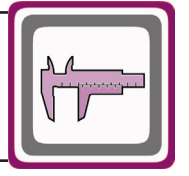


* "k1" Ölçüsü frenli redüktörlere aittir. Dimension "k1" is for motors with brake. Maße "k1" ist für Bremsenmotoren.

x: Motor, ayak bağlantı yüzeyinin altında ise / x: If Motor is lower than foot mounting plane / x: Wenn der Motor unter der Fußmontageebene ist

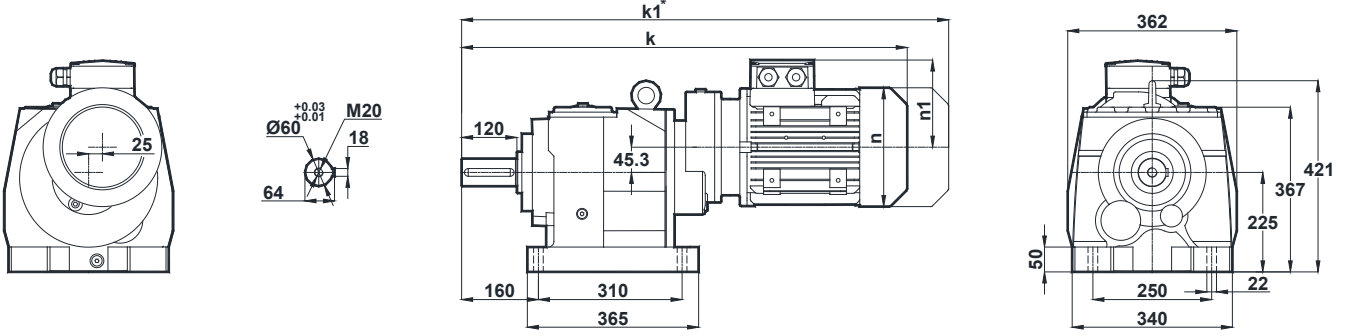


Ölçü Sayfaları Dimension Pages Abmessungsseiten

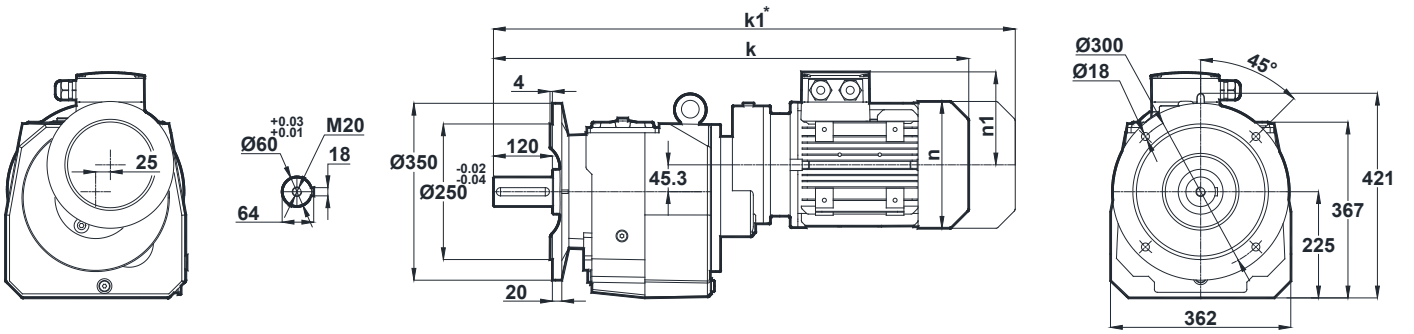


-Mil ucu çektirme deliği DIN 332 sayfa 2 / Tapped center hole to DIN 332, sheet 2 / Zentrierung mit Gewinde DIN 332, Blatt 2

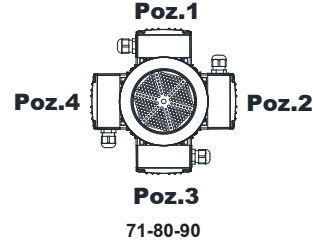
MR574



NR574

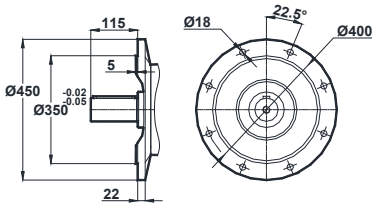


Klemens Kutusu / Terminal Box / Klemmenkasten

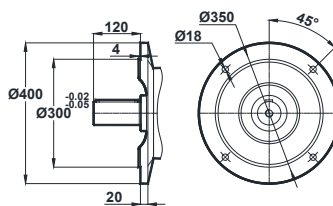


Motor Büyüklüğü / Motor Size / Motorbaugroße					
	71	80	90S	90L	100L
k	733	767	806	806	854
k1	824	860	909.5	909.5	962.5
n	137	155	176	176	193
n1	112	121	132	132	147

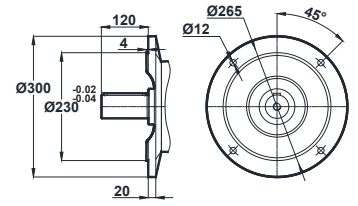
Opsiyonel Flanş Ölçüleri / Optional Flange Dimensions / Auswählbare Flanschabmessungen



Opt. 1




Opt. 2

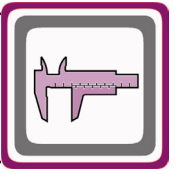


Opt. 3

* " k1 " Ölçüsü frenli redüktörlere aittir. Dimension " k1 " is for motors with brake. Maße " k1 " ist für Bremsenmotoren.

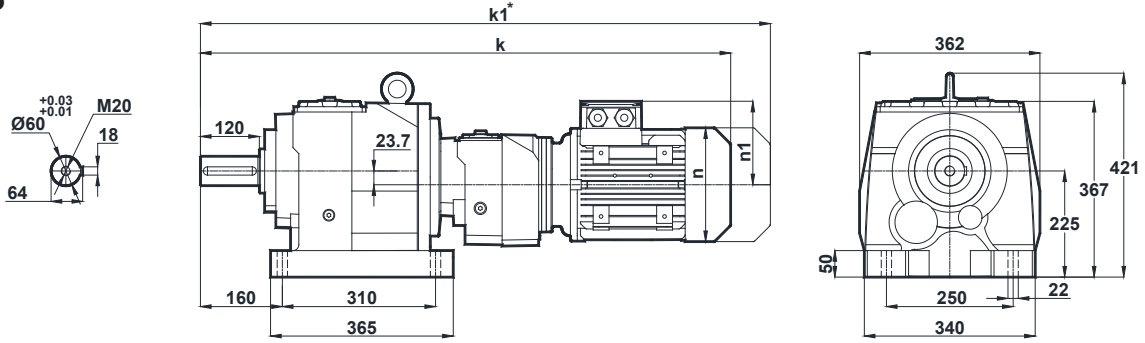


Ölçü Sayfaları Dimension Pages Abmessungenseiten

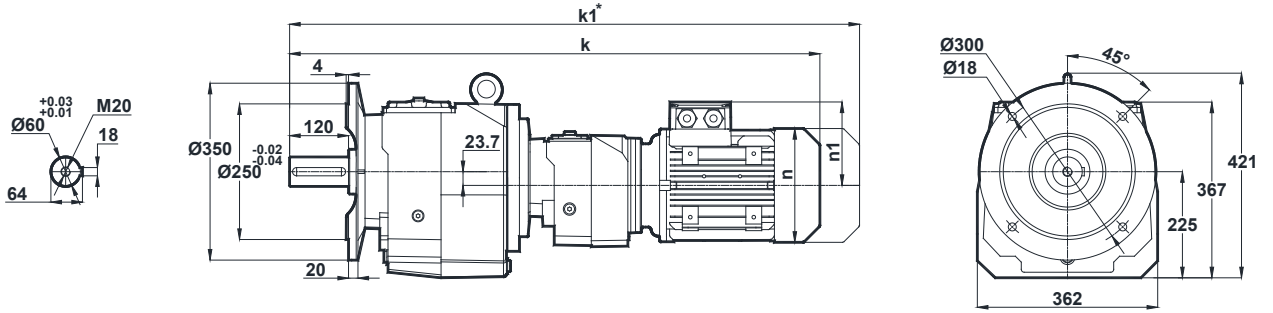


-Mil ucu çektirme deliği DIN 332 sayfa 2 / Tapped center hole to DIN 332, sheet 2 / Zentrierung mit Gewinde DIN 332, Blatt 2

MR575 MR576

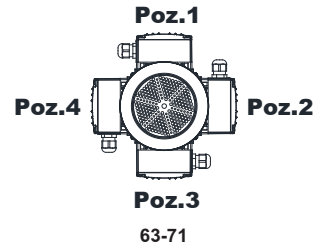


NR575 NR576

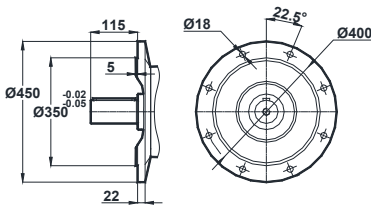


Motor Büyüklüğü / Motor Size / Motorbaugroße		
	63	71
k	838	865
k1	899	956
n	121	137
n1	97	112

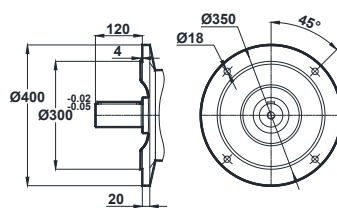
Klemens Kutusu / Terminal Box / Klemmenkasten



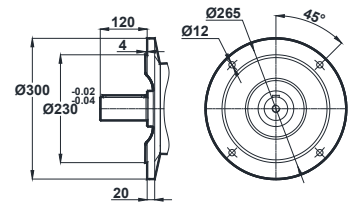
Opsiyonel Flanş Ölçüleri / Optional Flange Dimensions / Auswählbare Flanschabmessungen



Opt. 1




Opt. 2

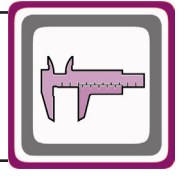


Opt. 3

* " k1 " Ölçüsü frenli redüktörlere aittir. Dimension " k1 " is for motors with brake. Maße " k1 " ist für Bremsenmotoren.

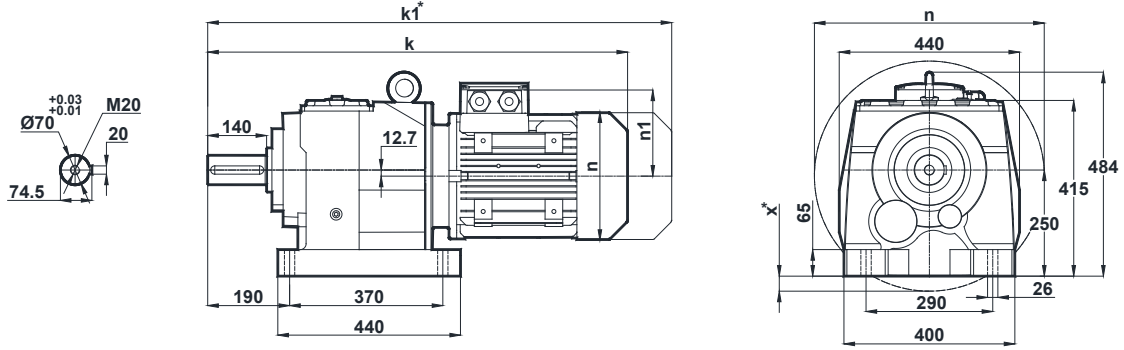


Ölçü Sayfaları Dimension Pages Abmessungsseiten

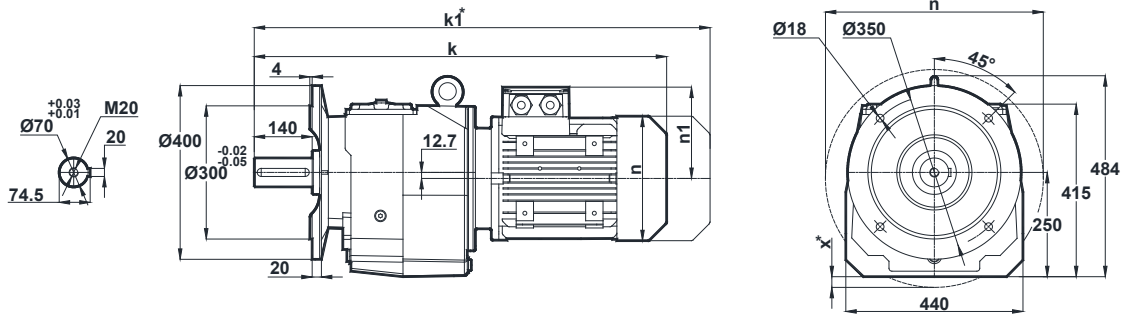


-Mil ucu çekirme deliği DIN 332 sayfa 2 / Tapped center hole to DIN 332, sheet 2 / Zentrierung mit Gewinde DIN 332, Blatt 2

MR672 MR673

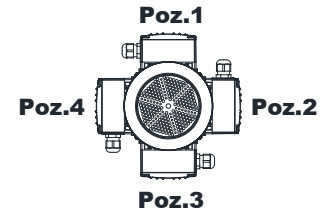


NR672 NR673



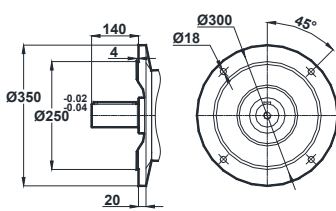
Motor Büyüklüğü / Motor Size / Motorbaugroße										
	112M	132S	132M	160M	160L	180M	180L	200L	225S	225M
k	833	919.5	919.5	1015.5	1015.5	1087.5	1087.5	1133.5	1160	1185
k1	937.5	1049.5	1049.5	1163.5	1163.5	1246	1246	1320	1325	1350
n	215	257	257	315	315	347	347	390	434	434
n1	158	179	179	219	219	234	234	275	285	285
x	-	-	-	-	-	-	-	-	-	-

Klemens Kutusu / Terminal Box / Klemmenkasten

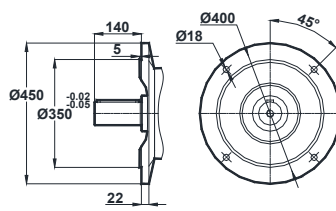


112-132-160-180-200-225

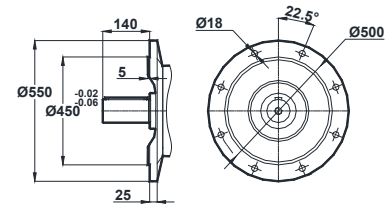
Opsiyonel Flanş Ölçüleri / Optional Flange Dimensions / Auswählbare Flanschabmessungen



Opt. 1




Opt. 2



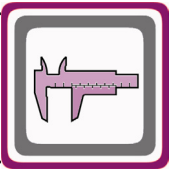
Opt. 3

* "k1" Ölçüsü frenli redüktörlere aittir. Dimension "k1" is for motors with brake. Maße "k1" ist für Bremsenmotoren.

x: Motor, ayak bağlantı yüzeyinin altında ise / x: If Motor is lower than foot mounting plane / x: Wenn der Motor unter der Fußmontageebene ist

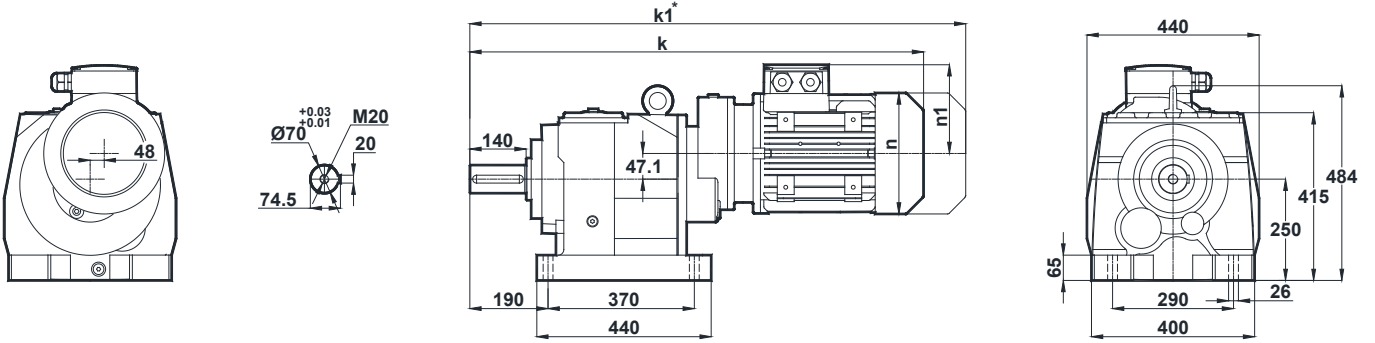


Ölçü Sayfaları Dimension Pages Abmessungsseiten

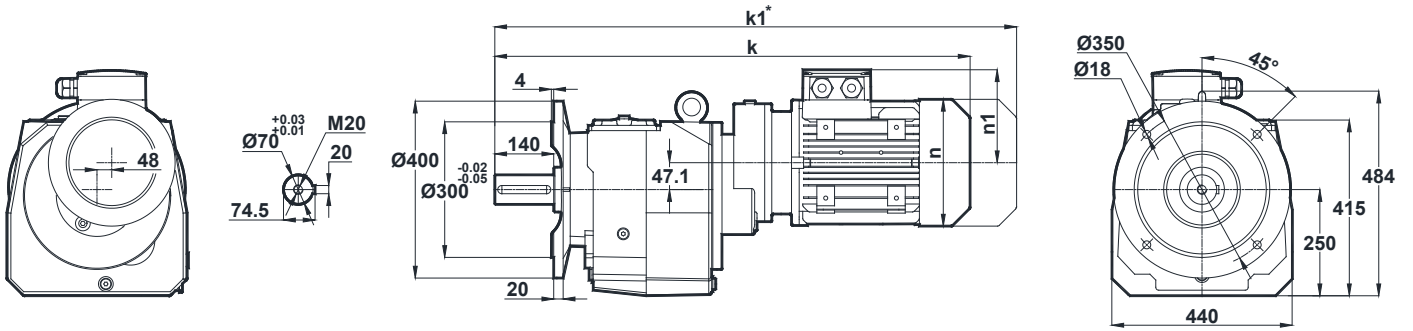


-Mil ucu çektirme deliği DIN 332 sayfa 2 / Tapped center hole to DIN 332, sheet 2 / Zentrierung mit Gewinde DIN 332, Blatt 2

MR674

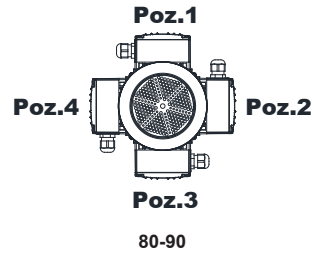


NR674

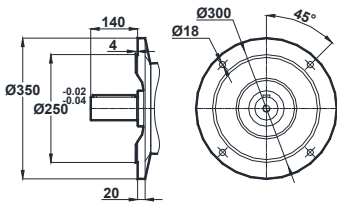


Motor Büyüklüğü / Motor Size / Motorbaugroße			
	80	90S	90L
k	841.5	880.5	880.5
k1	934.5	984	984
n	155	176	176
n1	121	132	132

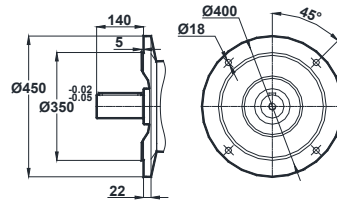
Klemens Kutusu / Terminal Box / Klemmenkasten



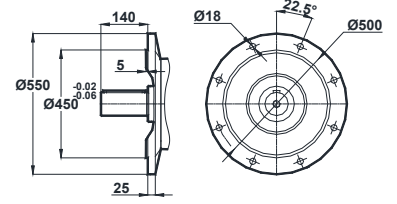
Opsiyonel Flanş Ölçüleri / Optional Flange Dimensions / Auswählbare Flanschabmessungen



Opt. 1




Opt. 2

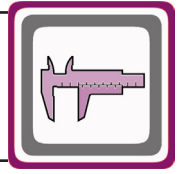


Opt. 3

* "k1" Ölçüsü frenli redüktörlere aittir. Dimension "k1" is for motors with brake. Maße "k1" ist für Bremsenmotoren.

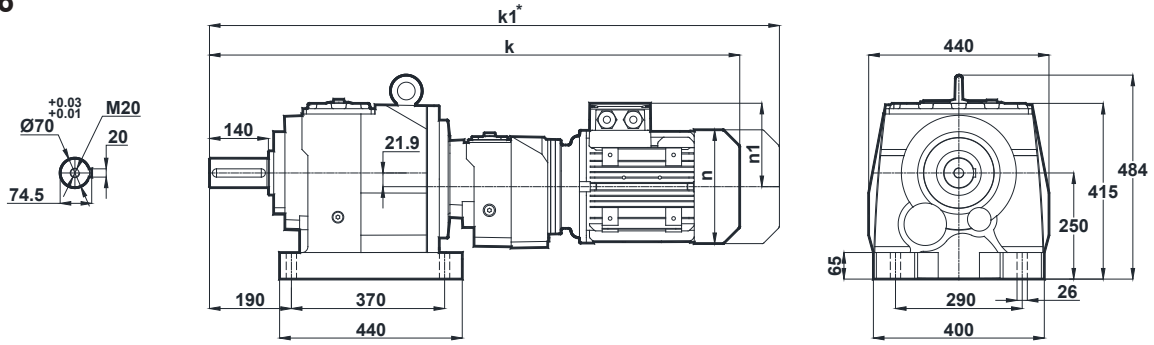


Ölçü Sayfaları Dimension Pages Abmessungsseiten

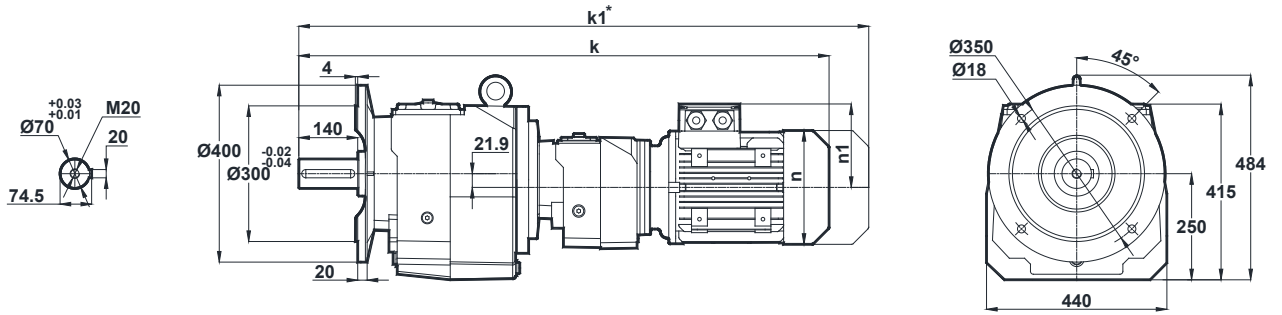


-Mil ucu çekirme deliği DIN 332 sayfa 2 / Tapped center hole to DIN 332, sheet 2 / Zentrierung mit Gewinde DIN 332, Blatt 2

MR675 MR676

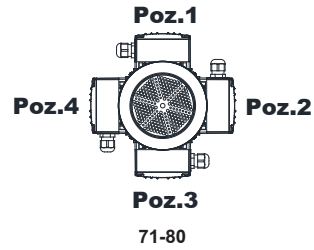


NR675 NR676

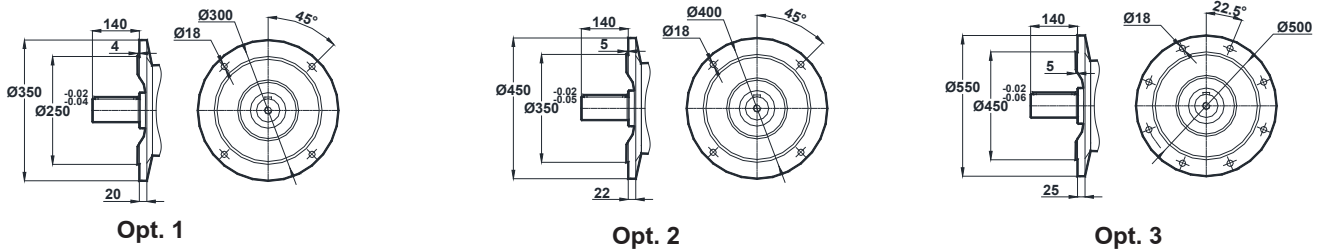


Motor Büyüklüğü / Motor Size / Motorbaugroße		
	71	80
k	953.5	987.5
k1	1044.5	1080.5
n	137	155
n1	112	121


Klemens Kutusu / Terminal Box / Klemmenkasten



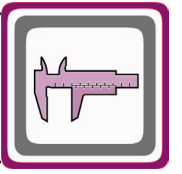
Opsiyonel Flanş Ölçüleri / Optional Flange Dimensions / Auswählbare Flanschabmessungen



* " k1 " Ölçüsü frenli redüktörlere aittir. Dimension " k1 " is for motors with brake. Maße " k1 " ist für Bremsenmotoren.

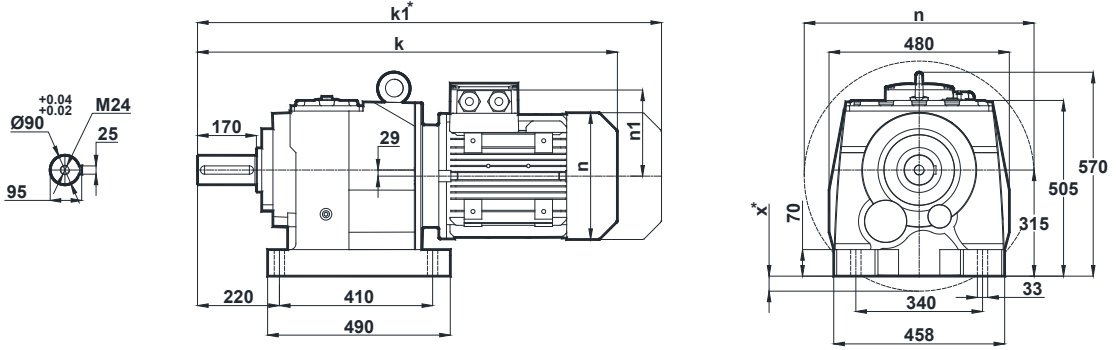


Ölçü Sayfaları Dimension Pages Abmessungsseiten

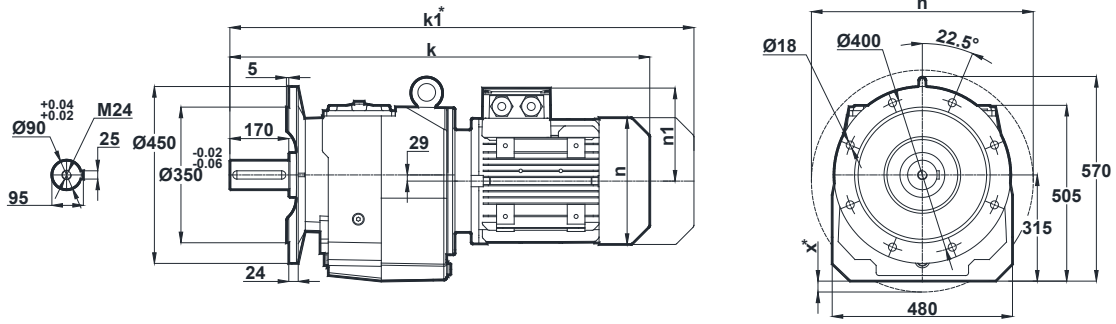


-Mil ucu çektirme deliği DIN 332 sayfa 2 / Tapped center hole to DIN 332, sheet 2 / Zentrierung mit Gewinde DIN 332, Blatt 2

MR772 MR773

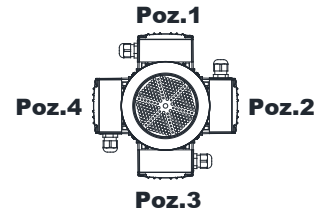


NR772 NR773



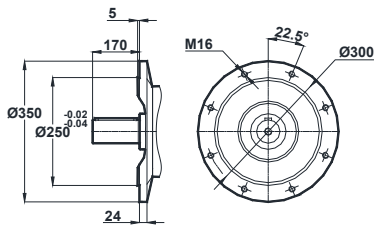
Motor Büyüklüğü / Motor Size / Motorbaugroße										
	132S	132M	160M	160L	180M	180L	200L	225S	225M	250M
k	1000.5	1000.5	1096.5	1096.5	1168.5	1168.5	1214.5	1241.5	1266.5	1358.5
k1	1130.5	1130.5	1244.5	1244.5	1327	1327	1401	1406.5	1431.5	1529
n	257	257	315	315	347	347	390	434	434	480
n1	179	179	219	219	234	234	275	285	285	322
x	-	-	-	-	-	-	-	-	-	-

Klemens Kutusu / Terminal Box / Klemmenkasten

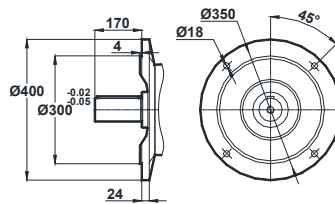


132-160-180-200-225-250

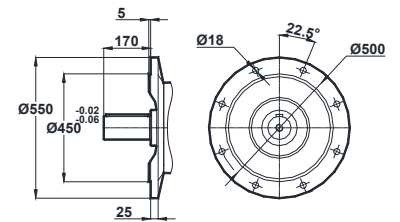
Opsiyonel Flanş Ölçüleri / Optional Flange Dimensions / Auswählbare Flanschabmessungen



Opt. 1




Opt. 2



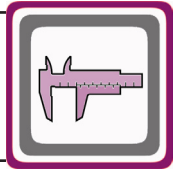
Opt. 3

* "k1" Ölçüsü frenli redüktörlere aittir. Dimension "k1" is for motors with brake. Maße "k1" ist für Bremsenmotoren.

x: Motor, ayak bağlantı yüzeyinin altında ise / x: If Motor is lower than foot mounting plane / x: Wenn der Motor unter der Fußmontageebene ist

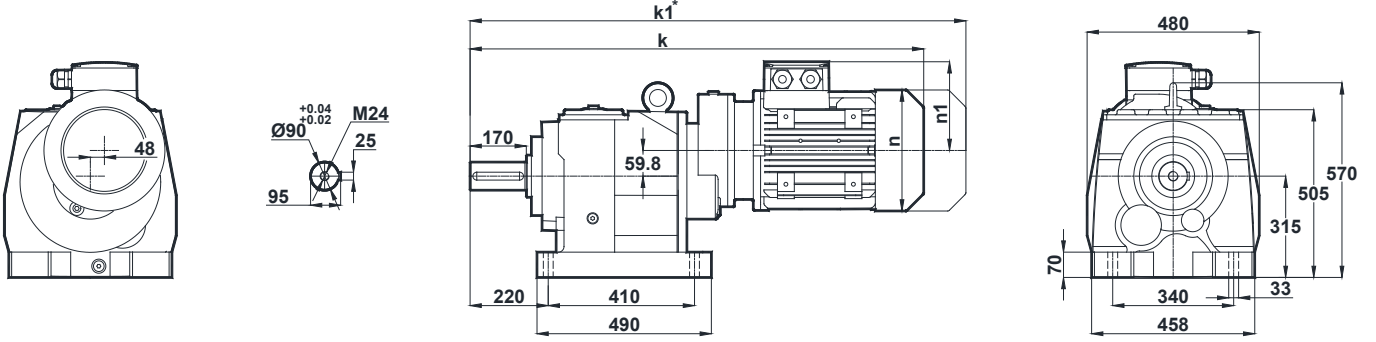


Ölçü Sayfaları Dimension Pages Abmessungsseiten

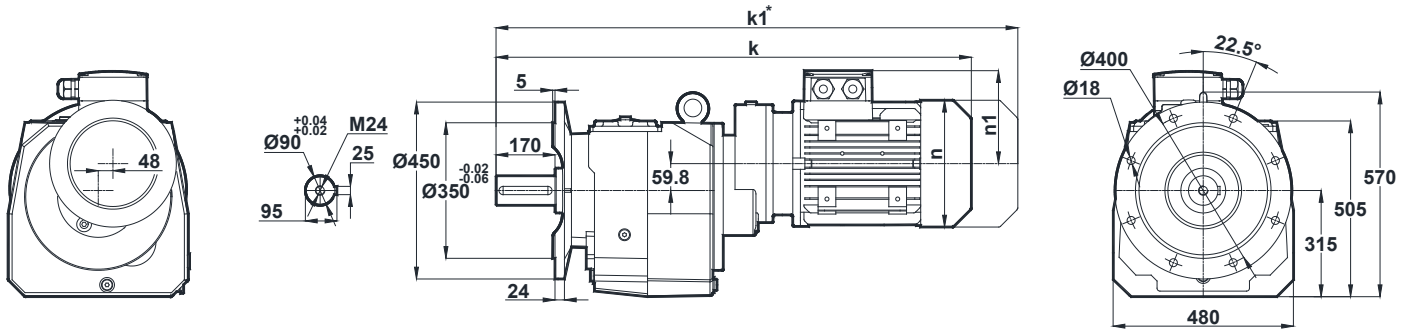


-Mil ucu çektirme deliği DIN 332 sayfa 2 / Tapped center hole to DIN 332, sheet 2 / Zentrierung mit Gewinde DIN 332, Blatt 2

MR774

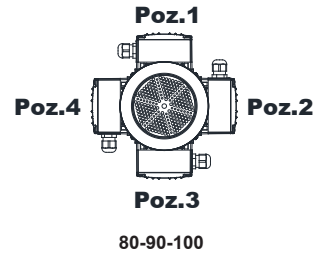


NR774

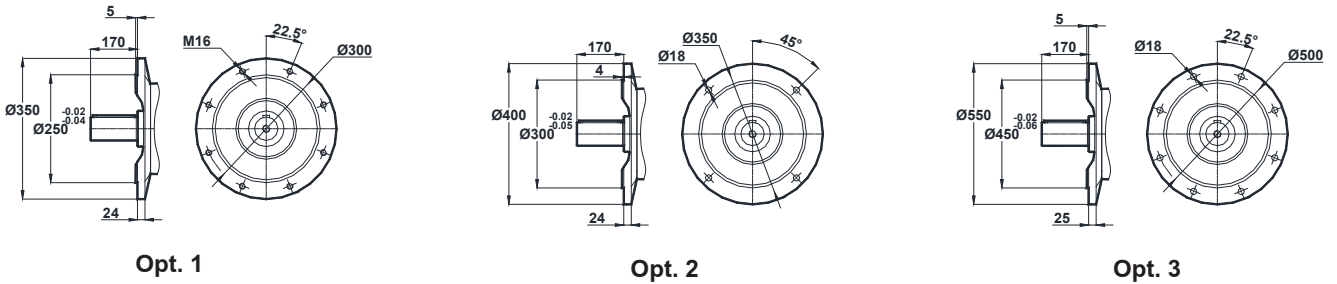


Motor Büyüklüğü / Motor Size / Motorbaugroße	80	90S	90L	100L
k	926.5	965.5	965.5	1010.5
k1	1019.5	1069	1069	1119
n	155	176	176	193
n1	121	132	132	147


Klemens Kutusu / Terminal Box / Klemmenkasten



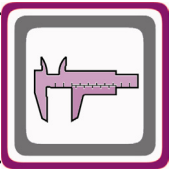
Opsiyonel Flanş Ölçüleri / Optional Flange Dimensions / Auswählbare Flanschabmessungen



* " k1 " Ölçüsü frenli redüktörlere aittir. Dimension " k1 " is for motors with brake. Maße " k1 " ist für Bremsenmotoren.

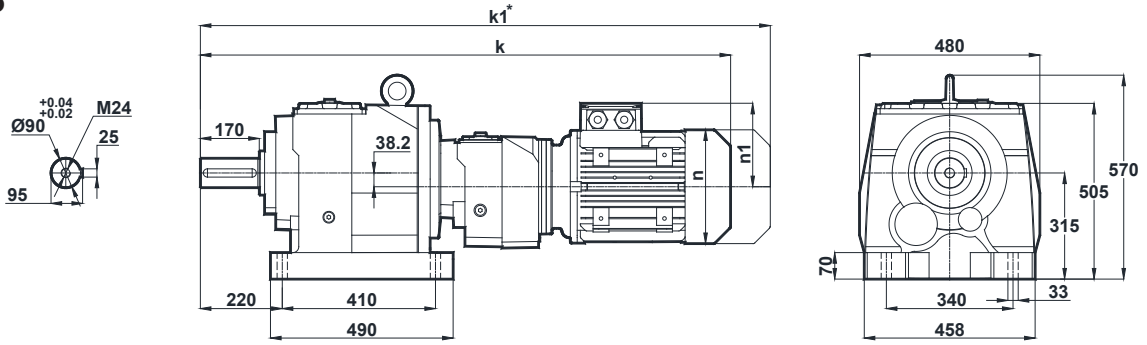


Ölçü Sayfaları Dimension Pages Abmessungsseiten

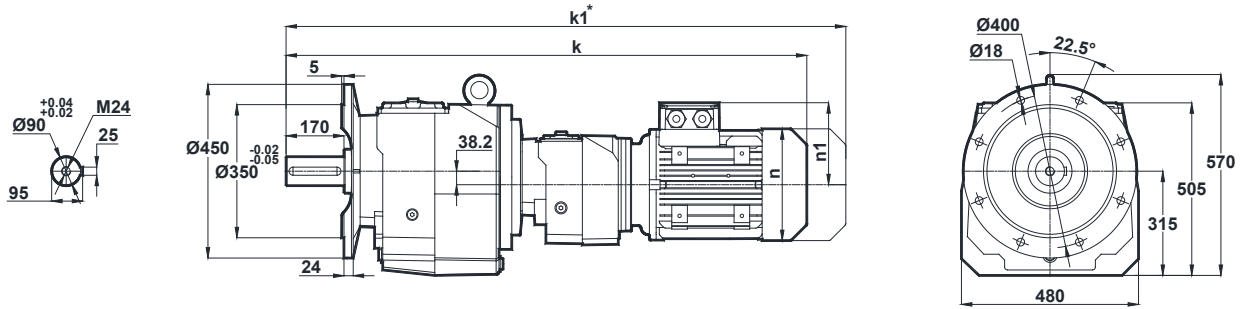


-Mil ucu çektirme deliği DIN 332 sayfa 2 / Tapped center hole to DIN 332, sheet 2 / Zentrierung mit Gewinde DIN 332, Blatt 2

MR775 MR776

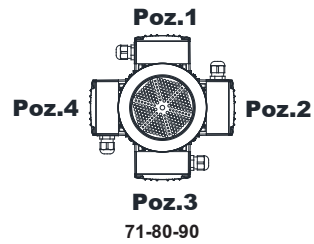


NR775 NR776

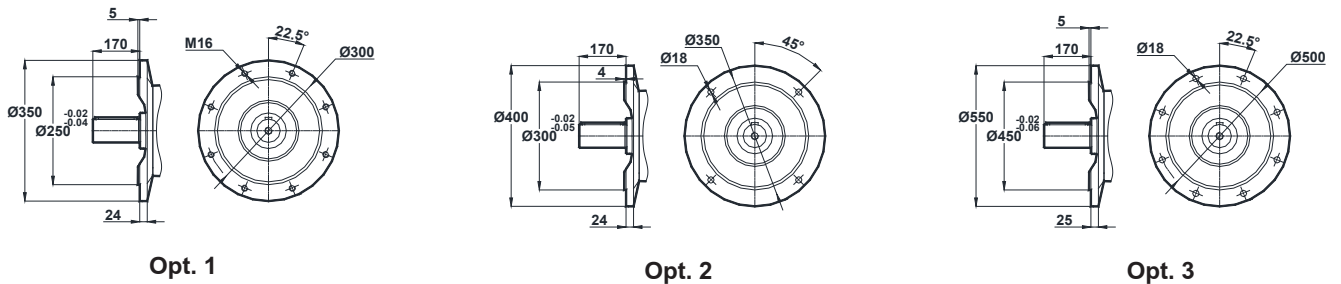


Motor Büyüklüğü / Motor Size / Motorbaugroße	71	80	90S	90L
k	1041.5	1075.5	1114.5	1114.5
k1	1132.5	1168.5	1218	1218
n	137	155	176	176
n1	112	121	132	132


Klemens Kutusu / Terminal Box / Klemmenkasten



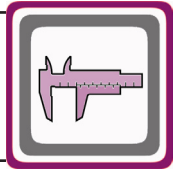
Opsiyonel Flanş Ölçüleri / Optional Flange Dimensions / Auswählbare Flanschabmessungen



* "k1" Ölçüsü frenli redüktörlere aittir. Dimension "k1" is for motors with brake. Maße "k1" ist für Bremsenmotoren.

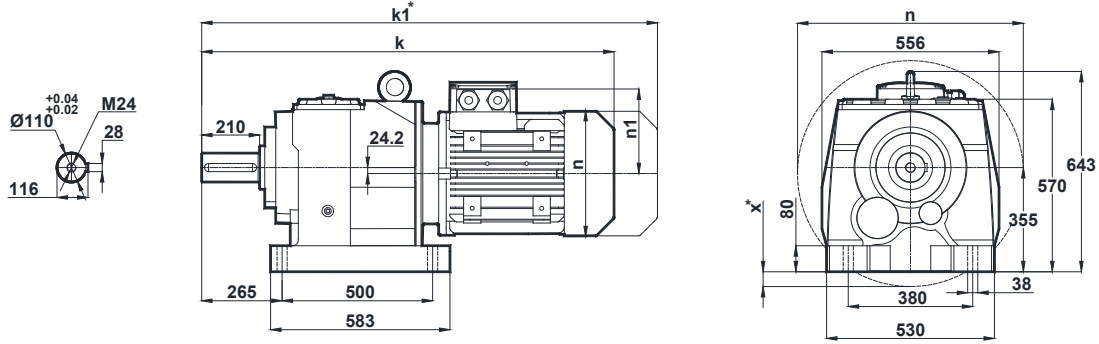


Ölçü Sayfaları Dimension Pages Abmessungsseiten

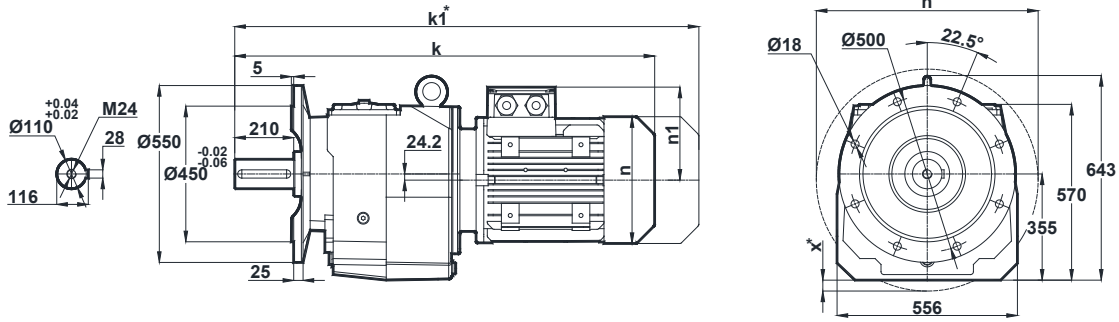


-Mil ucu çektirme deliği DIN 332 sayfa 2 / Tapped center hole to DIN 332, sheet 2 / Zentrierung mit Gewinde DIN 332, Blatt 2

MR872 MR873

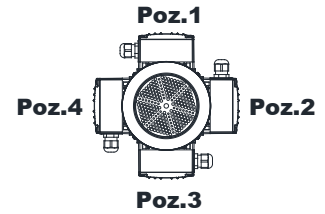


NR872 NR873



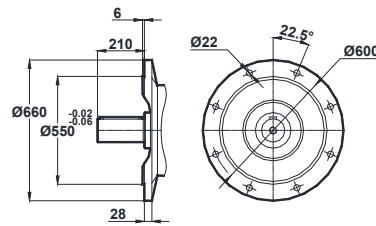
Motor Büyüklüğü / Motor Size / Motorbaugroße											
	132M	160M	160L	180M	180L	200L	225S	225M	250M	280S	280M
k	1109.5	1205.5	1205.5	1277.5	1277.5	1323.5	1353	1378	1468.5	1530.5	1530.5
k1	1239.5	1353.5	1353.5	1436	1436	1510	1518	1543	1639	1703.5	1709.5
n	257	315	315	347	347	390	434	434	480	544	544
n1	179	219	219	234	234	275	285	285	322	350	350
x	-	-	-	-	-	-	-	-	-	-	-

Klemens Kutusu / Terminal Box / Klemmenkasten



132-160-180-200-225-250-280


Opsiyonel Flanş Ölçüleri / Optional Flange Dimensions / Auswählbare Flanschabmessungen



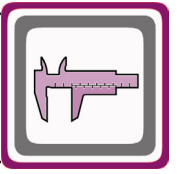
Opt. 1

* "k1" Ölçüsü frenli redüktörlere aittir. Dimension "k1" is for motors with brake. Maße "k1" ist für Bremsenmotoren.

x: Motor, ayak bağlantı yüzeyinin altında ise / x: If Motor is lower than foot mounting plane / x: Wenn der Motor unter der Fußmontageebene ist

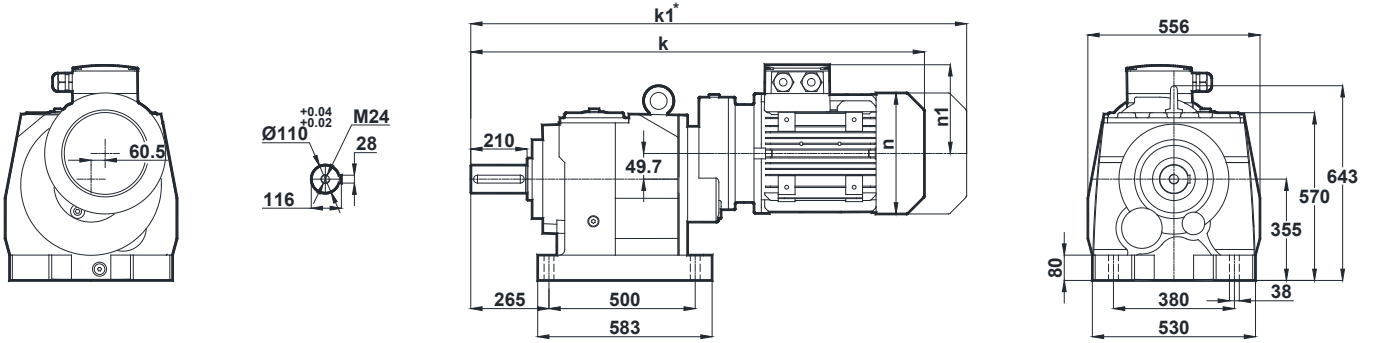


Ölçü Sayfaları Dimension Pages Abmessungsseiten

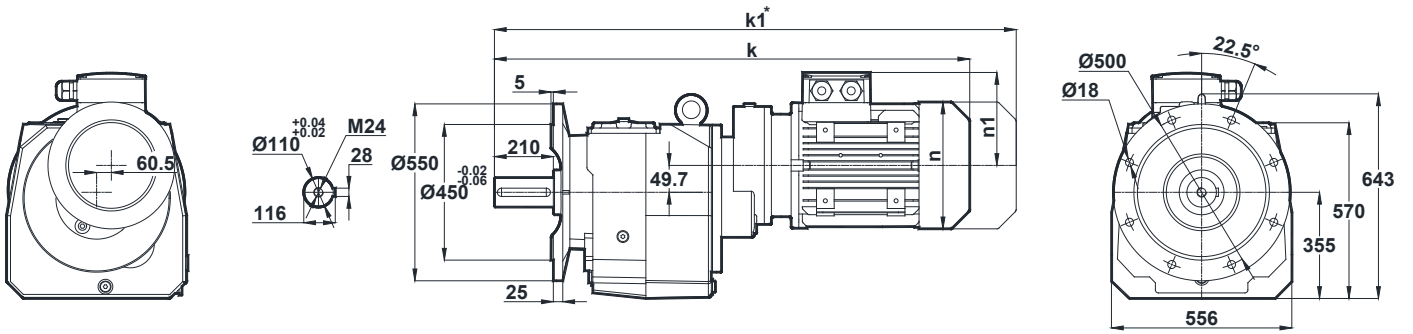


-Mil ucu çektirme deliği DIN 332 sayfa 2 / Tapped center hole to DIN 332, sheet 2 / Zentrierung mit Gewinde DIN 332, Blatt 2

MR874

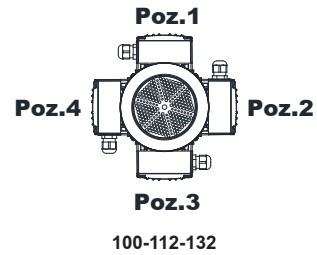


NR874

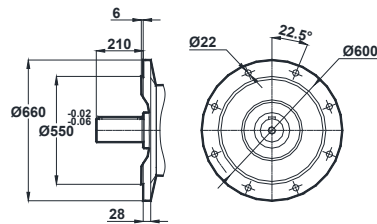


Motor Büyüklüğü / Motor Size / Motorbaugroße	100L	112M	132S	132M
k	1141	1165	1251.5	1251.5
k1	1249.5	1269.5	1381.5	1381.5
n	193	215	257	257
n1	147	158	179	179

Klemens Kutusu / Terminal Box / Klemmenkasten




Opsiyonel Flanş Ölçüleri / Optional Flange Dimensions / Auswählbare Flanschabmessungen

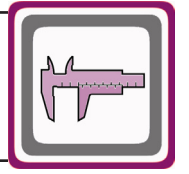


Opt. 1

* "k1" Ölçüsü frenli redüktörlere aittir. Dimension "k1" is for motors with brake. Maße "k1" ist für Bremsenmotoren.

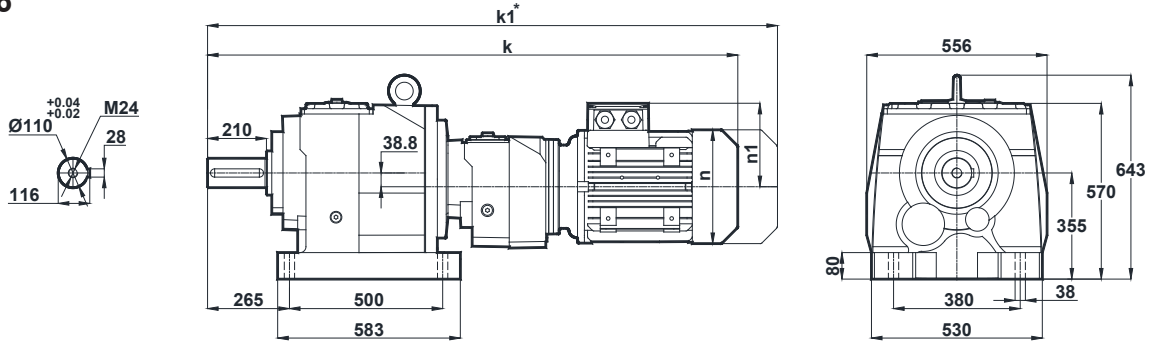


Ölçü Sayfaları Dimension Pages Abmessungsseiten

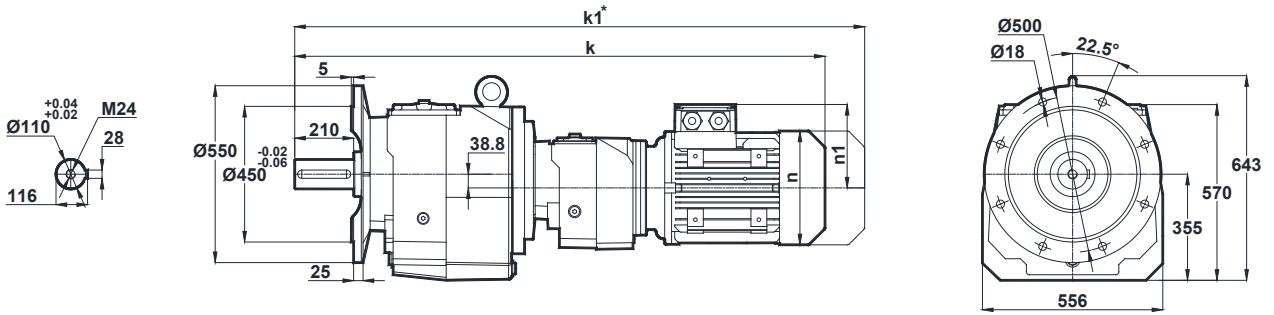


-Mil ucu çektirme deliği DIN 332 sayfa 2 / Tapped center hole to DIN 332, sheet 2 / Zentrierung mit Gewinde DIN 332, Blatt 2

MR875 MR876

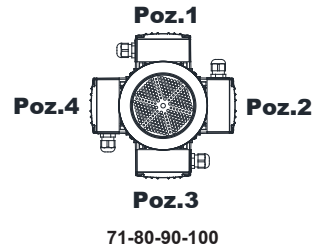


NR875 NR876

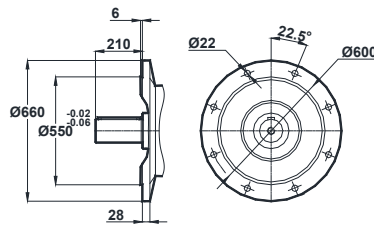


Klemens Kutusu / Terminal Box / Klemmenkasten

Motor Büyüklüğü / Motor Size / Motorbaugroße	71	80	90S	90L	100L
k	1158.5	1192.5	1231.5	1231.5	1279.5
k1	1249.5	1285.5	1335	1335	1388
n	137	155	176	176	193
n1	112	121	132	132	147




Opsiyonel Flanş Ölçüleri / Optional Flange Dimensions / Auswählbare Flanschabmessungen

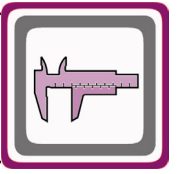


Opt. 1

* " k1 " Ölçüsü frenli redüktörlere aittir. Dimension " k1 " is for motors with brake. Maße " k1 " ist für Bremsenmotoren.

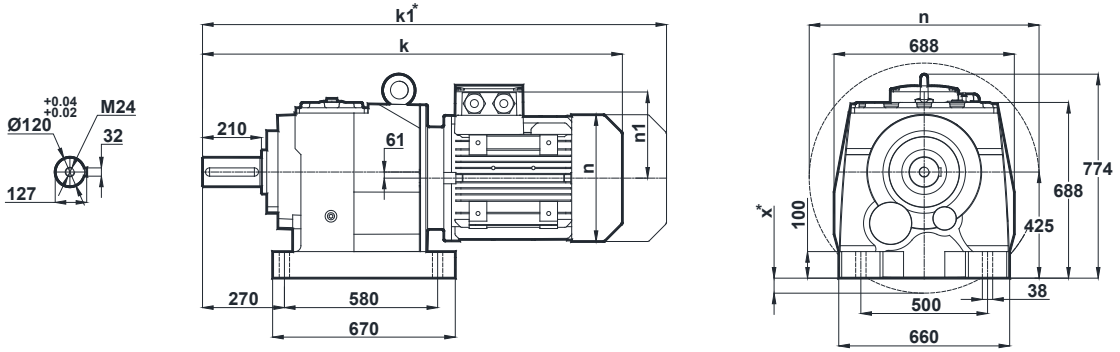


Ölçü Sayfaları Dimension Pages Abmessungsseiten

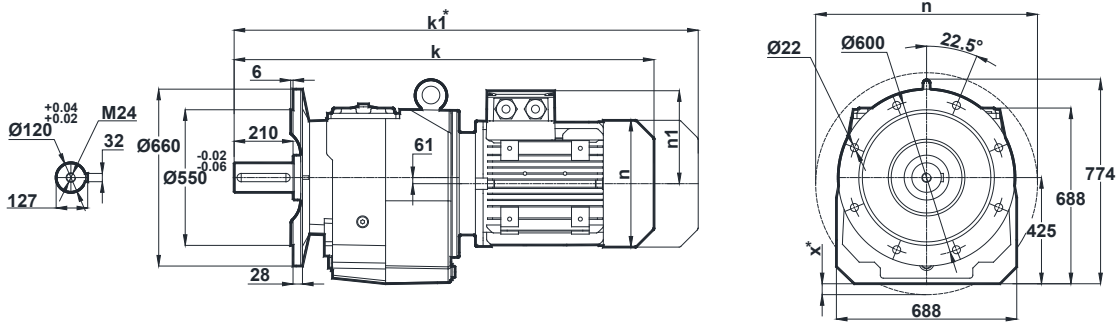


-Mil ucu çektirme deliği DIN 332 sayfa 2 / Tapped center hole to DIN 332, sheet 2 / Zentrierung mit Gewinde DIN 332, Blatt 2

MR972 MR973

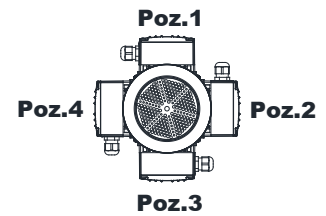


NR972 NR973



Motor Büyüklüğü / Motor Size / Motorbaugroße												
	160M	160L	180M	180L	200L	225S	225M	250M	280S	280M	315S	315M
k	1271	1271	1343	1343	1389	1402.5	1430.5	1521	1583	1583	1701.5	1753.5
k1	1419	1419	1501.5	1501.5	1575.5	1567.5	1595.5	1691.5	1756	1762	-	-
n	315	315	347	347	390	434	434	480	544	544	614	614
n1	219	219	234	234	275	285	285	322	350	350	510	510
x	-	-	-	-	-	-	-	-	-	-	-	-


Klemens Kutusu / Terminal Box / Klemmenkasten



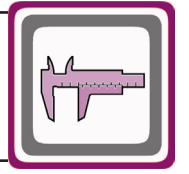
160-180-200-225-250-280-315

* "k1" Ölçüsü frenli redüktörlere aittir. Dimension "k1" is for motors with brake. Maße "k1" ist für Bremsenmotoren.

x: Motor, ayak bağlantı yüzeyinin altında ise / x: If Motor is lower than foot mounting plane / x: Wenn der Motor unter der Fußmontageebene ist

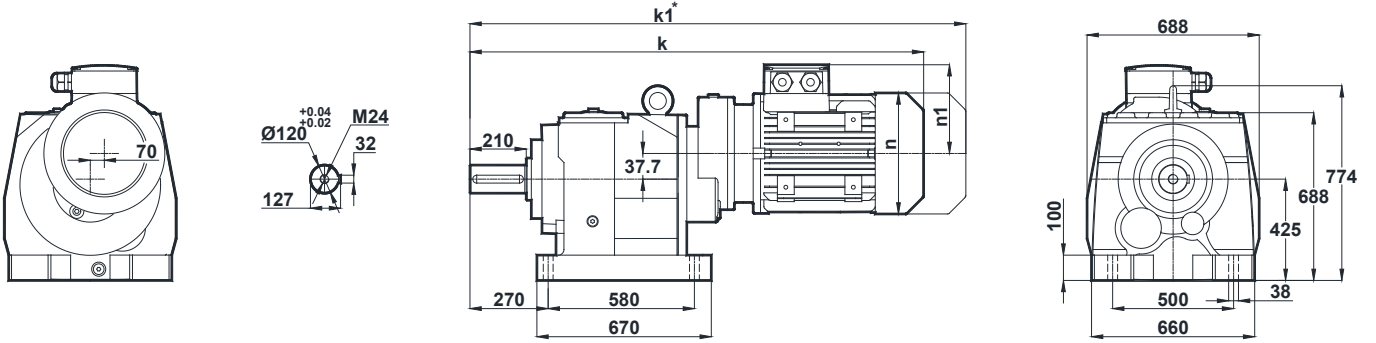


Ölçü Sayfaları Dimension Pages Abmessungenseiten

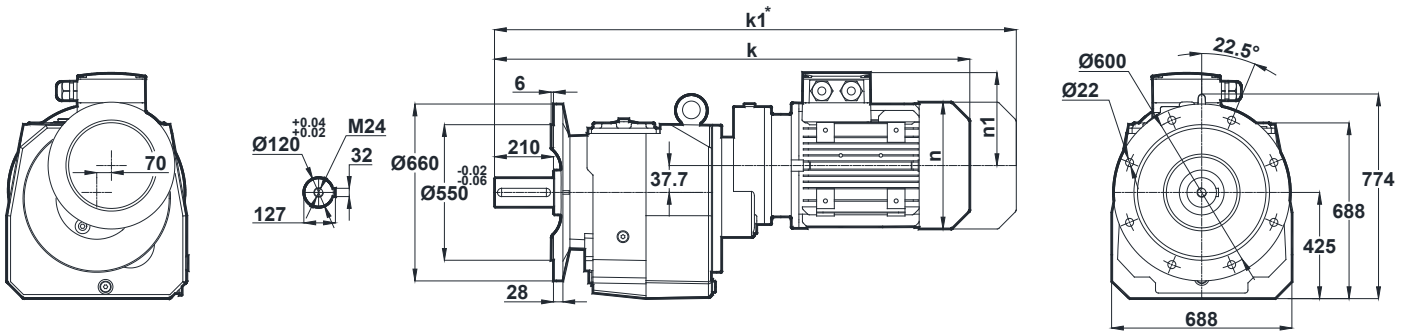


-Mil ucu çekirme deliği DIN 332 sayfa 2 / Tapped center hole to DIN 332, sheet 2 / Zentrierung mit Gewinde DIN 332, Blatt 2

MR974

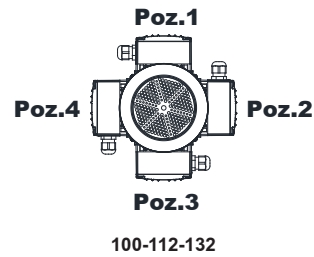


NR974




Klemens Kutusu / Terminal Box / Klemmenkasten

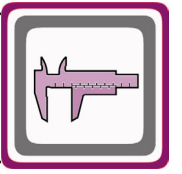
Motor Büyüklüğü / Motor Size / Motorbaugroße	100L	112M	132S	132M
k	1240.5	1264.5	1351	1351
k1	1349	1369	1481	1481
n	193	215	257	257
n1	147	158	179	179



* " k1 " Ölçüsü frenli redüktörlere aittir. Dimension " k1 " is for motors with brake. Maße " k1 " ist für Bremsenmotoren.

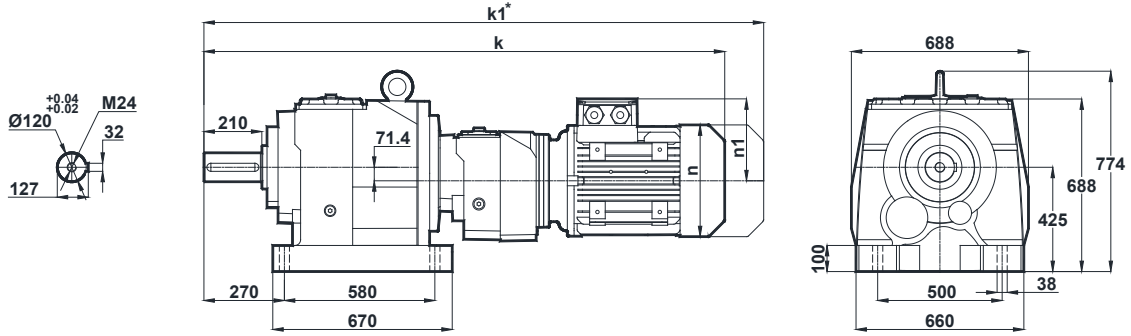


Ölçü Sayfaları Dimension Pages Abmessungenseiten

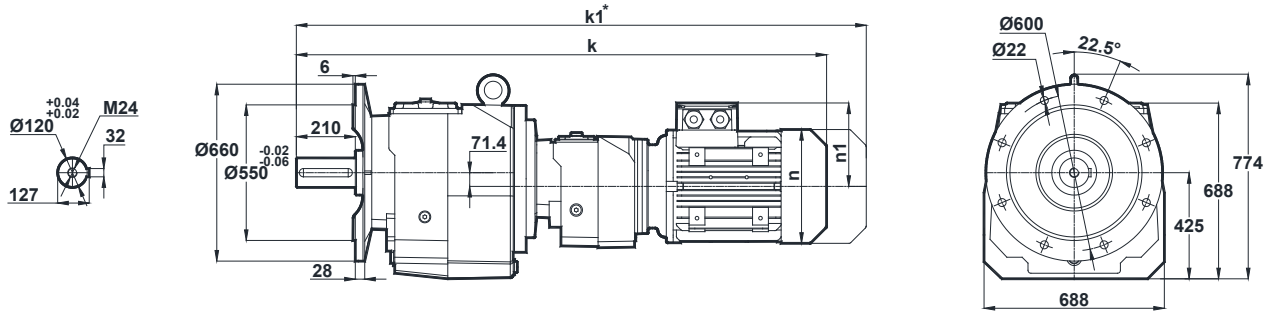


-Mil ucu çektirme deliği DIN 332 sayfa 2 / Tapped center hole to DIN 332, sheet 2 / Zentrierung mit Gewinde DIN 332, Blatt 2

MR975 MR976

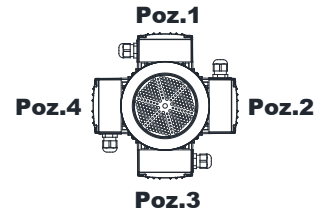


NR975 NR976




Klemens Kutusu / Terminal Box / Klemmenkasten

Motor Büyüklüğü / Motor Size / Motorbaugroße						
	80	90S	90L	100L	112M	132S
k	1319	1358	1358	1403	1427	1512
k1	1412	1461.5	1461.5	1511.5	1531.5	1642
n	155	176	176	193	215	257
n1	121	132	132	147	158	179



80-90-100-112-132

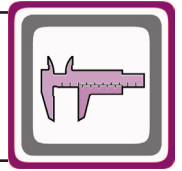
* " k1 " Ölçüsü frenli redüktörlere aittir. Dimension " k1 " is for motors with brake. Maße " k1 " ist für Bremsenmotoren.



Ölçü Sayfaları

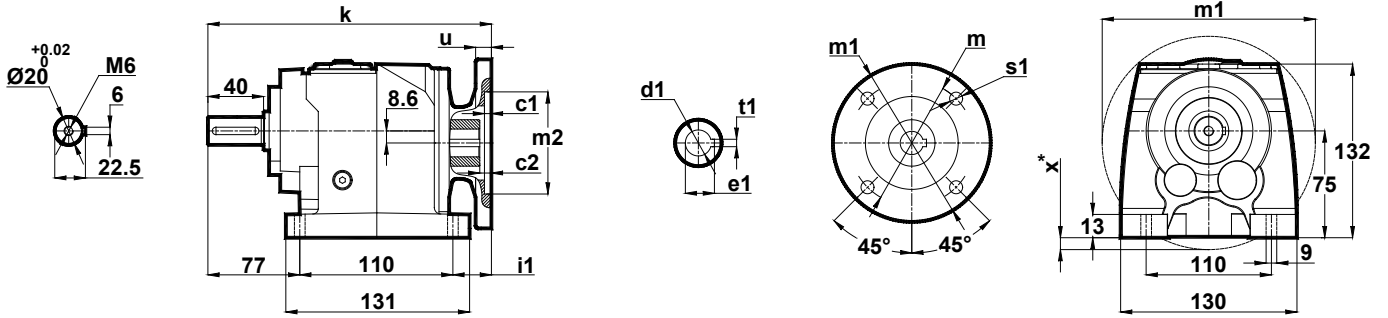
Dimension Pages

Abmessungsseiten

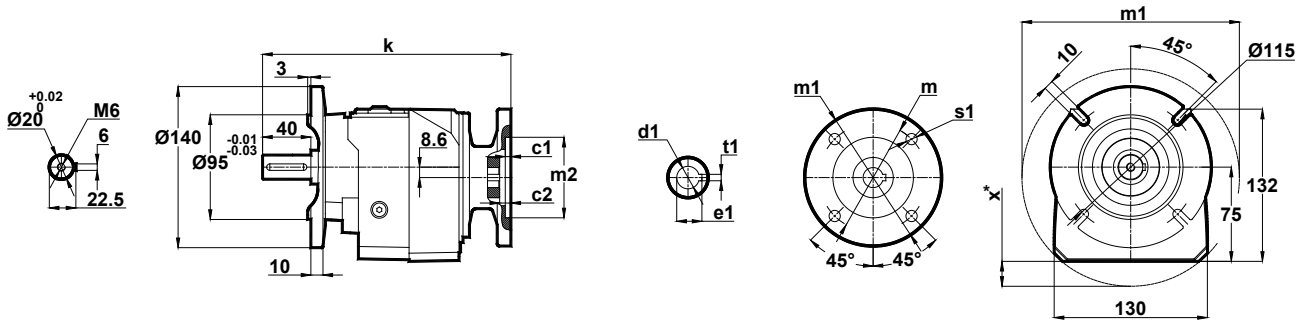


-Mil ucu çektirme deliği DIN 332 sayfa 2 / Tapped center hole to DIN 332, sheet 2 / Zentrierung mit Gewinde DIN 332, Blatt 2

MN002-A.. MN003-A..

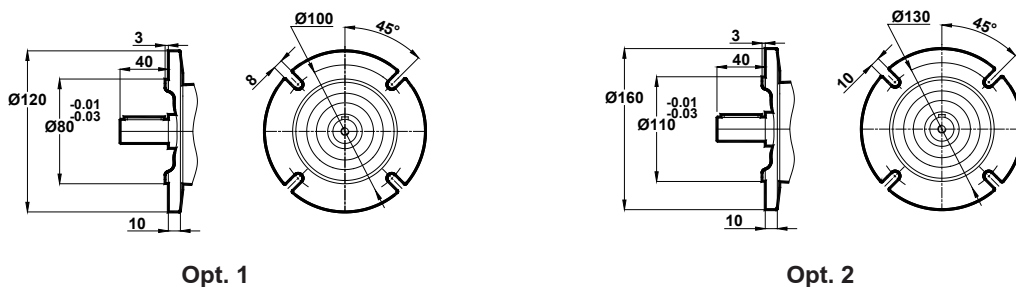


NN002-A.. NN003-A..




IEC	c1	c2	s1	m	m1	m2	i1	u	k	d1	t1	e1	x
63/B5	3.5	5	10	115	140	95	28	10	214	11	4	12.8	4
71/B5	4	4.5	11	130	160	110	29.5	12	215.5	14	5	16.3	14
80/B5	4	5	12	165	200	130	44.5	12	230.5	19	6	21.8	34
90/B5	4	5	12	165	200	130	44.5	12	230.5	24	8	27.3	34

Opsiyonel Flanş Ölçüleri / Optional Flange Dimensions / Auswählbare Flanschabmessungen



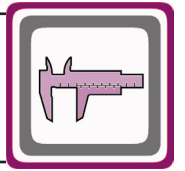
x: Motor, ayak bağlantı yüzeyinin altında ise / x: If Motor is lower than foot mounting plane / x: Wenn der Motor unter der Fußmontageebene ist



Ölçü Sayfaları

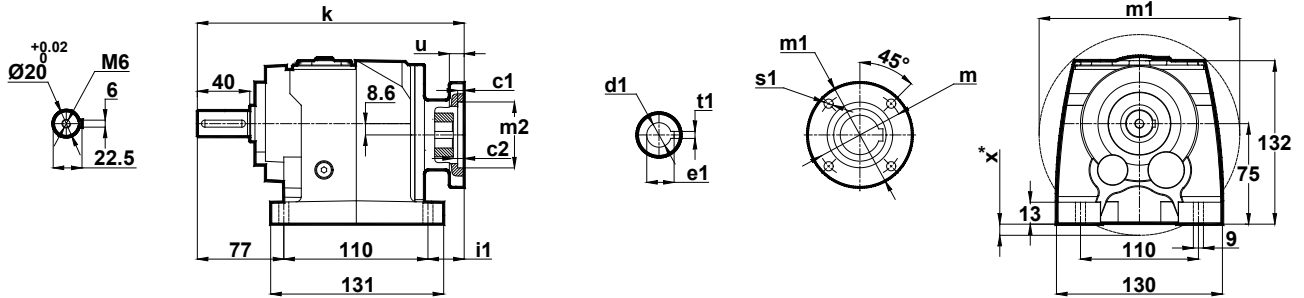
Dimension Pages

Abmessungsseiten

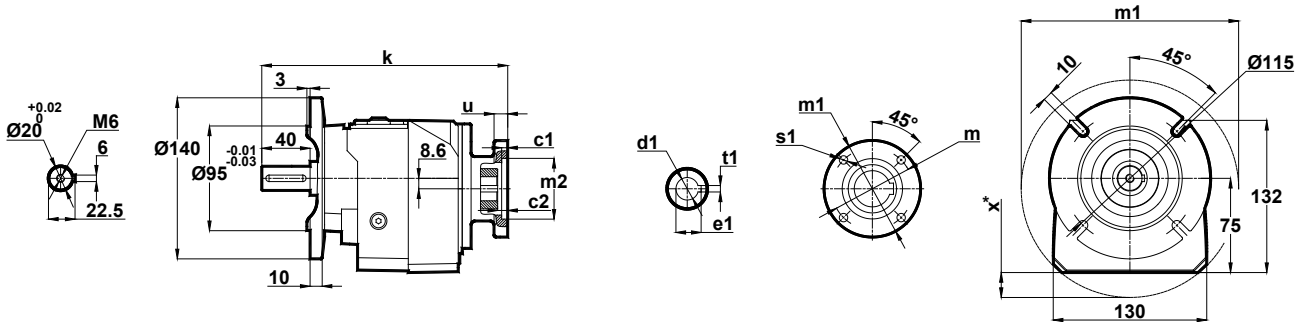


-Mil ucu çektirme deliği DIN 332 sayfa 2 / Tapped center hole to DIN 332, sheet 2 / Zentrierung mit Gewinde DIN 332, Blatt 2

MN002-B..
MN003-B..

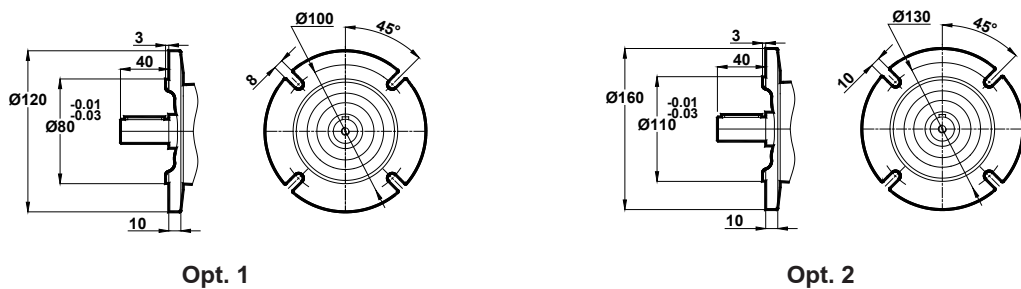


NN002-B..
NN003-B..




IEC	c1	c2	s1	m	m1	m2	i1	u	k	d1	t1	e1	x
63/B14	2.5	5	5.5	75	90	60	28	10	214	11	4	12.8	-
71/B14	3	4.5	7	85	105	70	29.5	10	215.5	14	5	16.3	-
80/B14	4	5	7	100	120	80	44.5	12	230.5	19	6	21.8	-
90/B14	4	5	9	115	140	95	44.5	12	230.5	24	8	27.3	4

Opsiyonel Flanş Ölçüleri / Optional Flange Dimensions / Auswählbare Flanschabmessungen



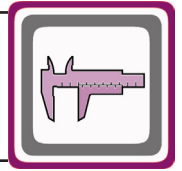
x: Motor, ayak bağlantı yüzeyinin altında ise / x: If Motor is lower than foot mounting plane / x: Wenn der Motor unter der Fußmontageebene ist



Ölçü Sayfaları

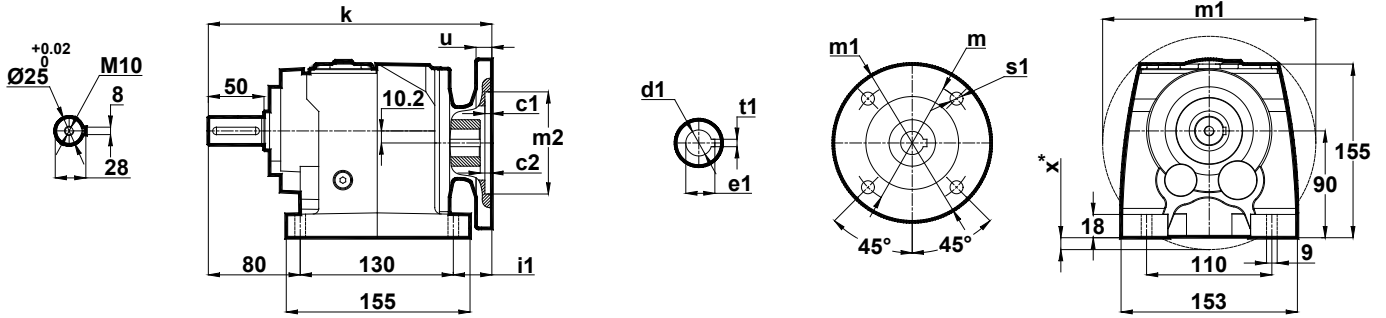
Dimension Pages

Abmessungsseiten

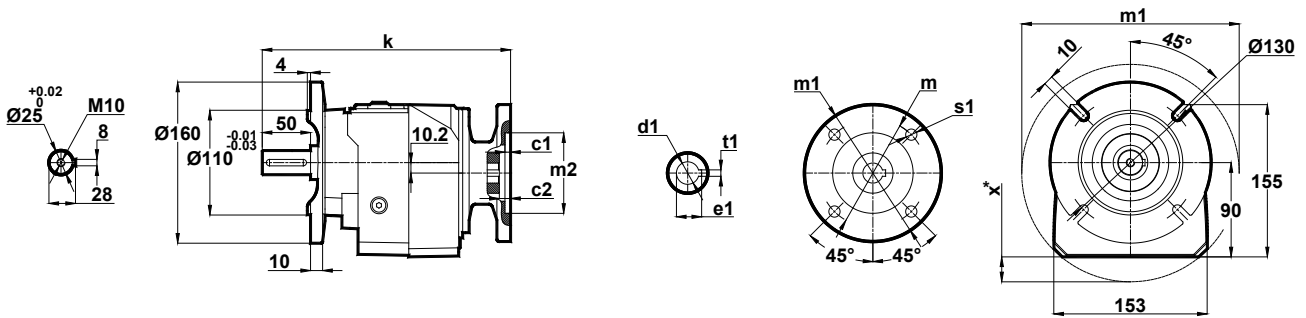


-Mil ucu çekirme deliği DIN 332 sayfa 2 / Tapped center hole to DIN 332, sheet 2 / Zentrierung mit Gewinde DIN 332, Blatt 2

MN102-A.. MN103-A..

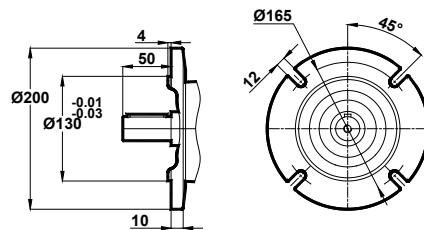


NN102-A.. NN103-A..




IEC	c1	c2	s1	m	m1	m2	i1	u	k	d1	t1	e1	x
63/B5	3.5	5	10	115	140	95	28.5	12	241	11	4	12.8	-
71/B5	4	4.5	12	130	160	110	28.5	12	242.5	14	5	16.3	0.5
80/B5	4	5	12	165	200	130	43.5	12	257.5	19	6	21.8	20
90/B5	4	5	12	165	200	130	43.5	12	257.5	24	8	27.3	20

Opsiyonel Flanş Ölçüleri / Optional Flange Dimensions / Auswählbare Flanschabmessungen



Opt. 1

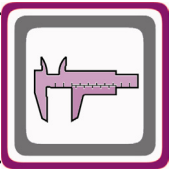
x: Motor, ayak bağlantı yüzeyinin altında ise / x: If Motor is lower than foot mounting plane / x: Wenn der Motor unter der Fußmontageebene ist



Ölçü Sayfaları

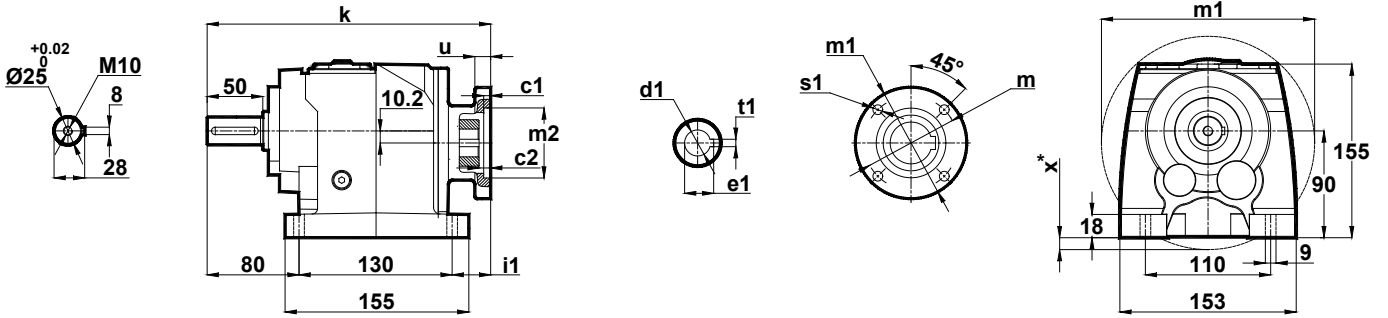
Dimension Pages

Abmessungsseiten

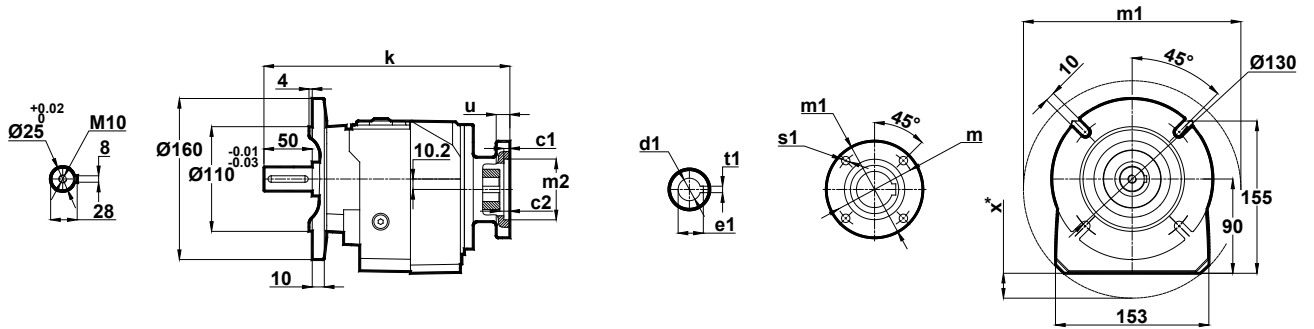


-Mil ucu çektirme deliği DIN 332 sayfa 2 / Tapped center hole to DIN 332, sheet 2 / Zentrierung mit Gewinde DIN 332, Blatt 2

MN102-B..
MN103-B..

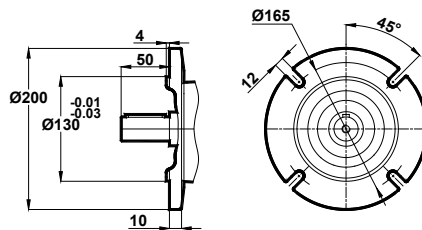


NN102-B..
NN103-B..




IEC	c1	c2	s1	m	m1	m2	i1	u	k	d1	t1	e1	x
63/B14	2.5	5	5.5	75	90	60	28.5	10	241	11	4	12.8	-
71/B14	3	4.5	7	85	105	70	28.5	10	242.5	14	5	16.3	-
80/B14	4	5	7	100	120	80	43.5	12	257.5	19	6	21.8	-
90/B14	4	5	9	115	140	95	43.5	12	257.5	24	8	27.3	-

Opsiyonel Flanş Ölçüleri / Optional Flange Dimensions / Auswählbare Flanschabmessungen



Opt. 1

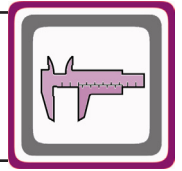
x: Motor, ayak bağlantı yüzeyinin altında ise / x: If Motor is lower than foot mounting plane / x: Wenn der Motor unter der Fußmontageebene ist



Ölçü Sayfaları

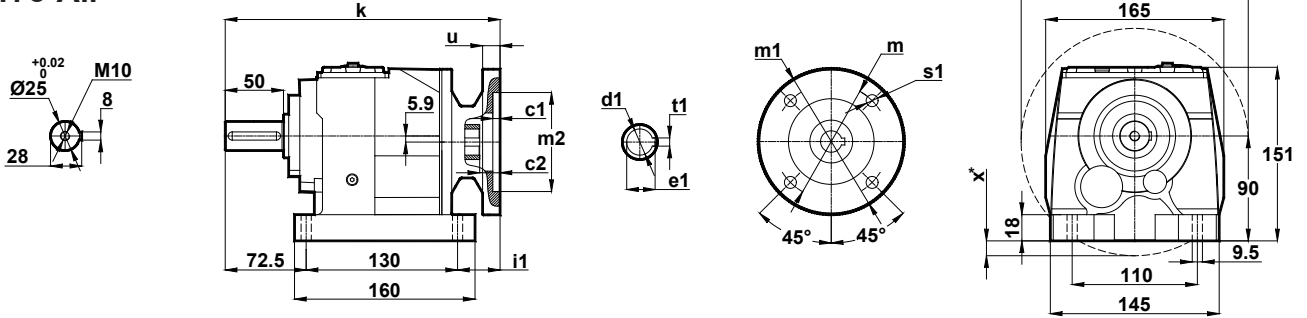
Dimension Pages

Abmessungsseiten

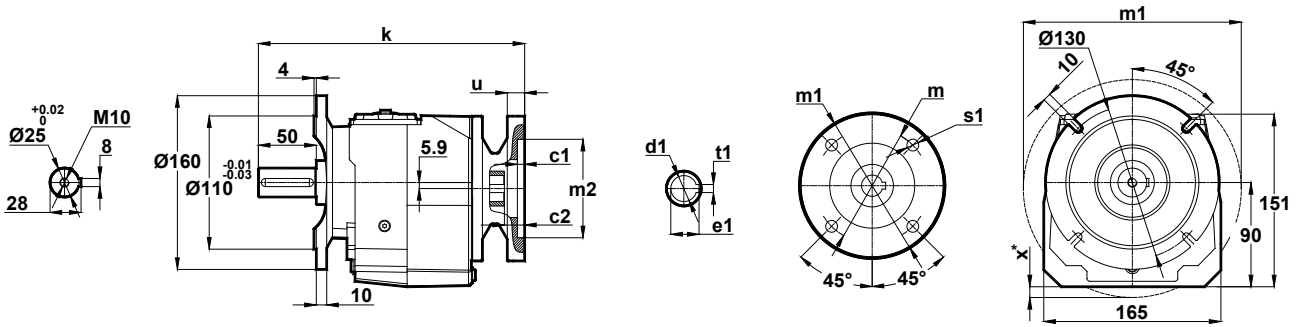


-Mil ucu çektirme deliği DIN 332 sayfa 2 / Tapped center hole to DIN 332, sheet 2 / Zentrierung mit Gewinde DIN 332, Blatt 2

MN172-A.. MN173-A..

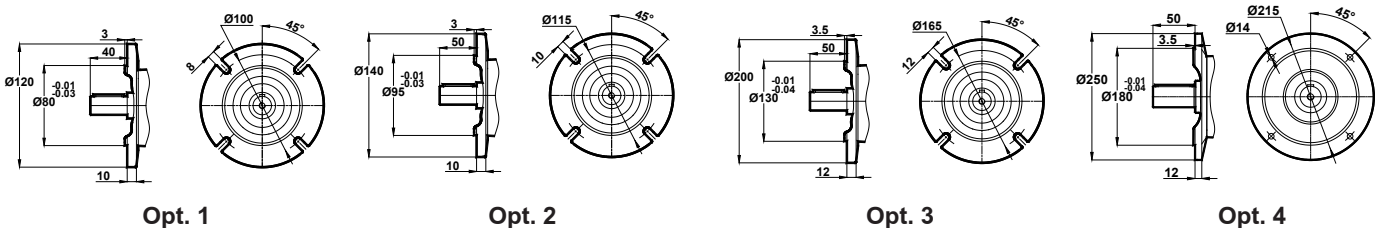


NN172-A.. NN173-A..




IEC	c1	c2	s1	m	m1	m2	i1	u	k	d1	t1	e1	x
63/B5	3.5	5	10	115	140	95	38.5	10	241	11	4	12.8	-
71/B5	4	4.5	11	130	160	110	40	12	242.5	14	5	16.3	-
80/B5	4	5	12	165	200	130	55	12	257.5	19	6	21.8	16
90/B5	4	5	12	165	200	130	55	12	257.5	24	8	27.3	16
100/B5	4.5	5	15	215	250	180	66	12	268.5	28	8	31.3	41
112/B5	4.5	5	15	215	250	180	66	12	268.5	28	8	31.3	41

Opsiyonel Flanş Ölçüleri / Optional Flange Dimensions / Auswählbare Flanschabmessungen



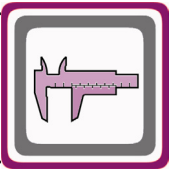
x: Motor, ayak bağlantı yüzeyinin altında ise / x: If Motor is lower than foot mounting plane / x: Wenn der Motor unter der Fußmontageebene ist



Ölçü Sayfaları

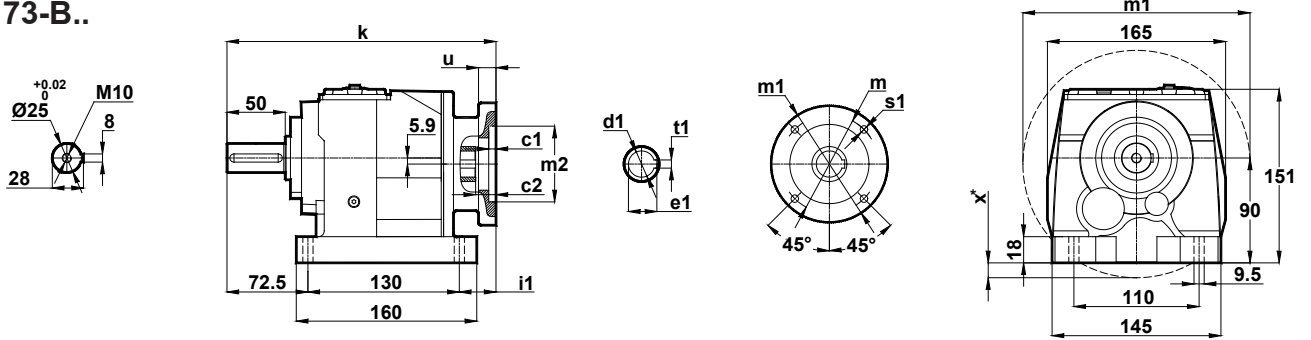
Dimension Pages

Abmessungsseiten

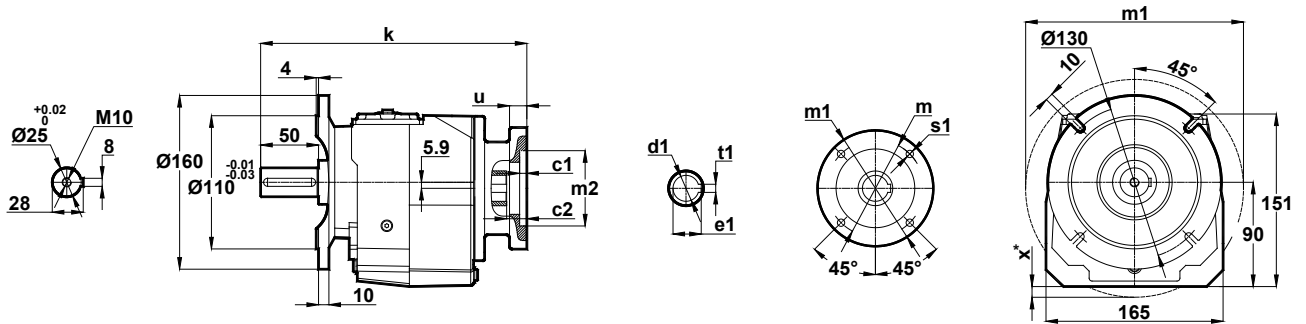


-Mil ucu çektirme deliği DIN 332 sayfa 2 / Tapped center hole to DIN 332, sheet 2 / Zentrierung mit Gewinde DIN 332, Blatt 2

MN172-B..
MN173-B..

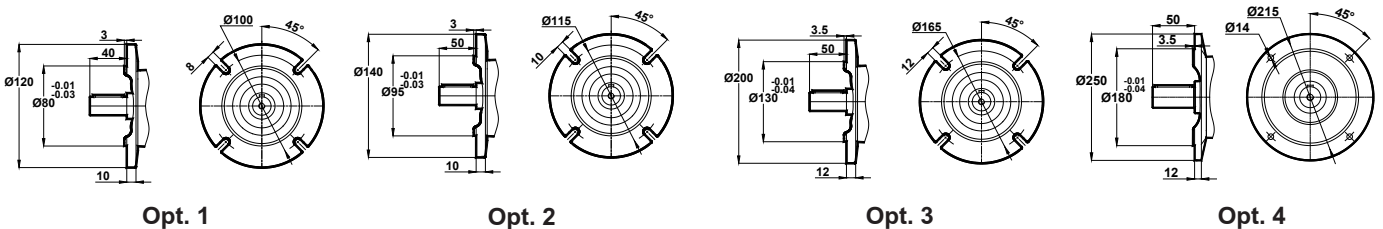


NN172-B..
NN173-B..




IEC	c1	c2	s1	m	m1	m2	i1	u	k	d1	t1	e1	x
63/B14	2.5	5	5.5	75	90	60	28.5	10	241	11	4	12.8	-
71/B14	3	4.5	7	85	105	70	40	10	242.5	14	5	16.3	-
80/B14	4	5	7	100	120	80	55	12	257.5	19	6	21.8	-
90/B14	4	5	9	115	140	95	55	12	257.5	24	8	27.3	-
100/B14	4	5.5	9	130	160	110	66	12	268.5	28	8	31.3	-
112/B14	4	5.5	9	130	160	110	66	12	268.5	28	8	31.3	-

Opsiyonel Flanş Ölçüleri / Optional Flange Dimensions / Auswählbare Flanschabmessungen



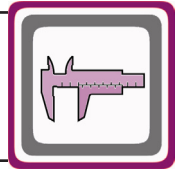
x: Motor, ayak bağlantı yüzeyinin altında ise / x: If Motor is lower than foot mounting plane / x: Wenn der Motor unter der Fußmontageebene ist



Ölçü Sayfaları

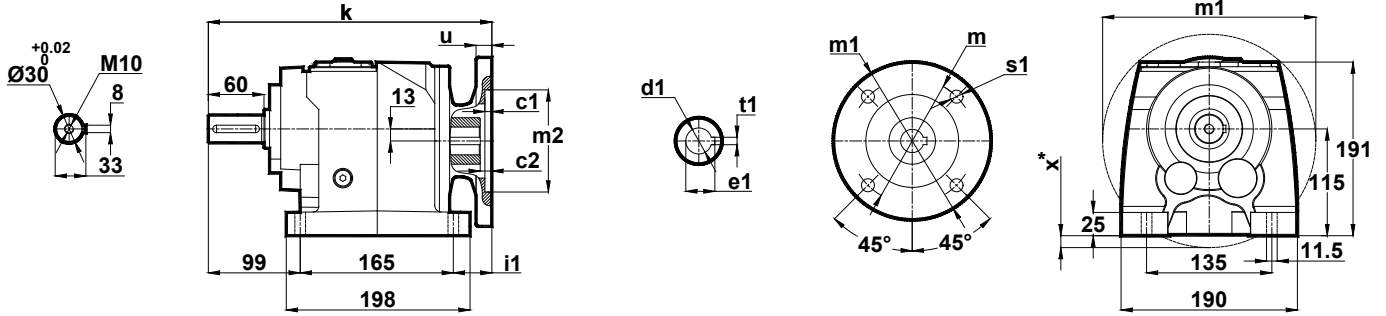
Dimension Pages

Abmessungsseiten

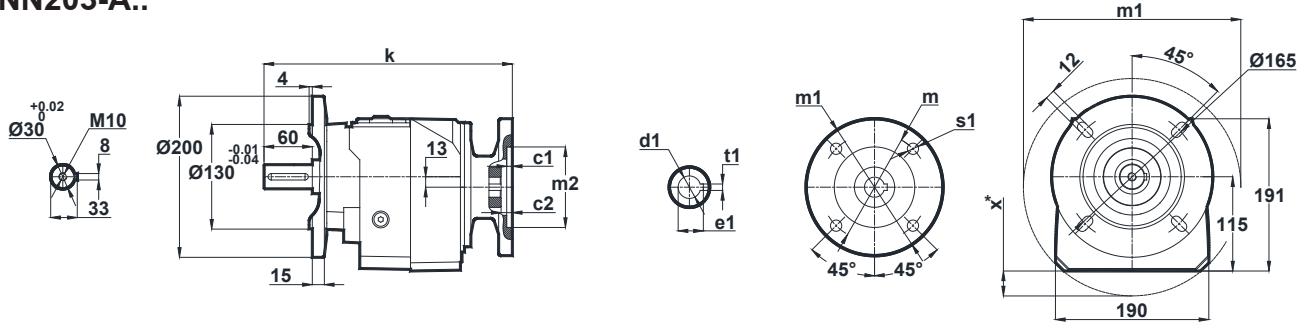


-Mil ucu çektirme deliği DIN 332 sayfa 2 / Tapped center hole to DIN 332, sheet 2 / Zentrierung mit Gewinde DIN 332, Blatt 2

MN202-A.. MN203-A..

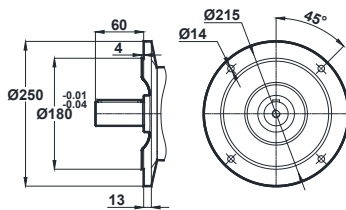


NN202-A.. NN203-A..

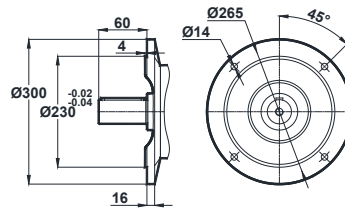


IEC	c1	c2	s1	m	m1	m2	i1	u	k	d1	t1	e1	x
63/B5	4	5	9	115	140	95	58.5	12	322.5	11	4	12.8	-
71/B5	4	8.5	11	130	160	110	29.5	12	293.5	14	5	16.3	-
80/B5	4	5	12	165	200	130	58.5	12	322.5	19	6	21.8	-
90/B5	4	5	12	165	200	130	58.5	12	322.5	24	8	27.3	-
100/B5	4.5	5.5	15	215	250	180	51.5	12	315.5	28	8	31.3	23
112/B5	4.5	5.5	15	215	250	180	51.5	12	315.5	28	8	31.3	23

Opsiyonel Flanş Ölçüleri / Optional Flange Dimensions / Auswählbare Flanschabmessungen




Opt. 1



Opt. 2

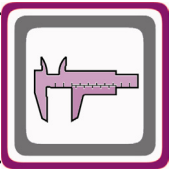
x: Motor, ayak bağlantı yüzeyinin altında ise / x: If Motor is lower than foot mounting plane / x: Wenn der Motor unter der Fußmontageebene ist



Ölçü Sayfaları

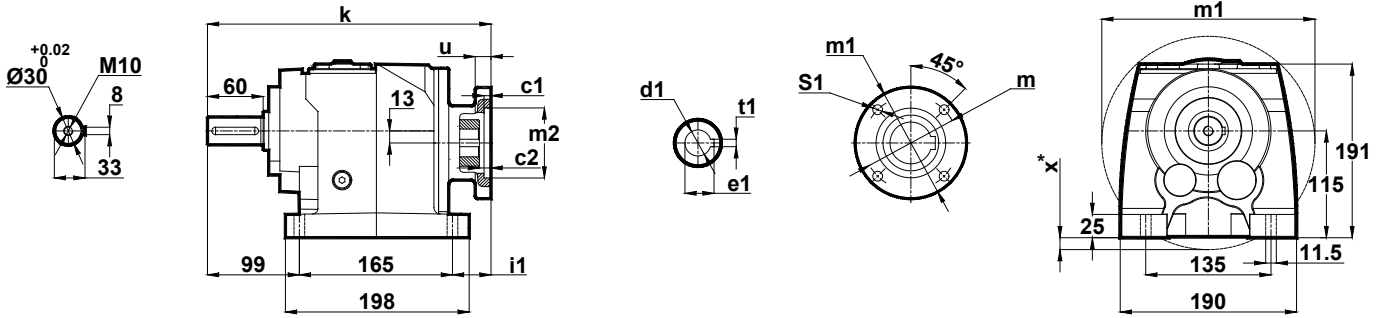
Dimension Pages

Abmessungsseiten

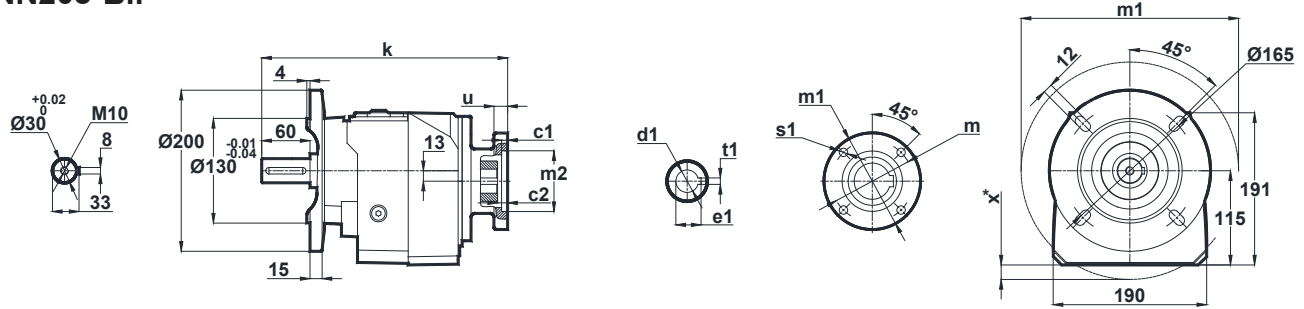


-Mil ucu çektirme deliği DIN 332 sayfa 2 / Tapped center hole to DIN 332, sheet 2 / Zentrierung mit Gewinde DIN 332, Blatt 2

MN202-B.. MN203-B..

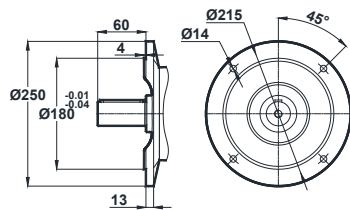


NN202-B.. NN203-B..

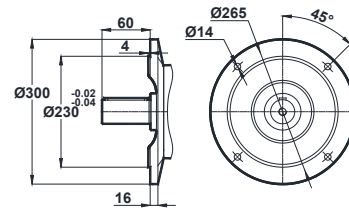


IEC	c1	c2	s1	m	m1	m2	i1	u	k	d1	t1	e1	x
71/B14	3	8.5	7	85	105	70	29.5	10	293.5	14	5	16.3	-
80/B14	4	5	7	100	120	80	58.5	12	322.5	19	6	21.8	-
90/B14	4	5	9	115	140	95	58.5	12	322.5	24	8	27.3	-
100/B14	4	5.5	9	130	160	110	51.5	12	315.5	28	8	31.3	-
112/B14	4	5.5	9	130	160	110	51.5	12	315.5	28	8	31.3	-

Opsiyonel Flanş Ölçüleri / Optional Flange Dimensions / Auswählbare Flanschabmessungen




Opt. 1

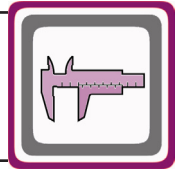


Opt. 2

x: Motor, ayak bağlantı yüzeyinin altında ise / x: If Motor is lower than foot mounting plane / x: Wenn der Motor unter der Fußmontageebene ist

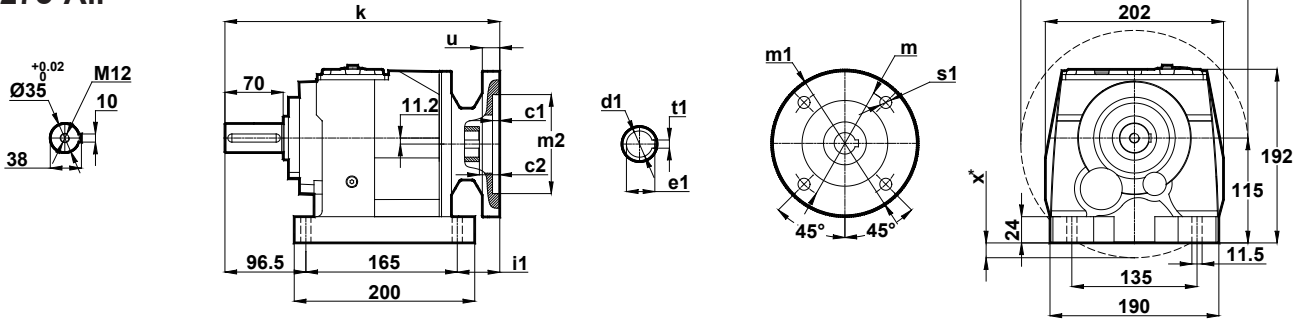


Ölçü Sayfaları Dimension Pages Abmessungsseiten

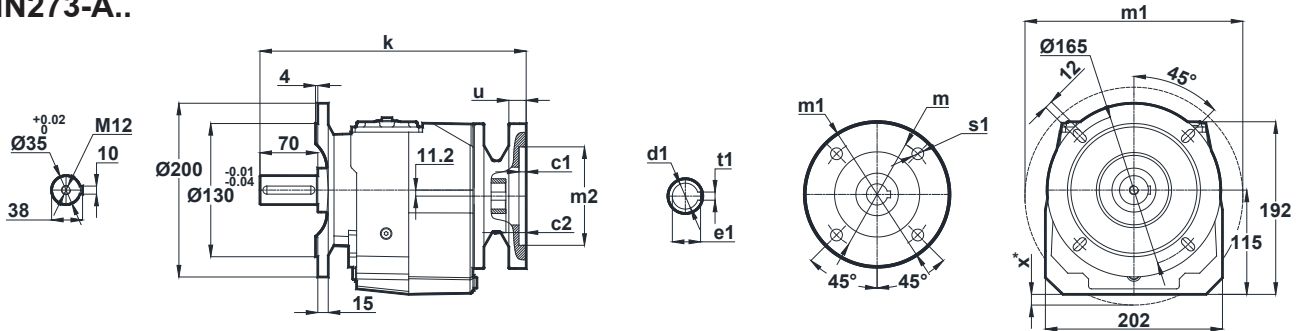


-Mil ucu çektirme deliği DIN 332 sayfa 2 / Tapped center hole to DIN 332, sheet 2 / Zentrierung mit Gewinde DIN 332, Blatt 2

MN272-A.. MN273-A..

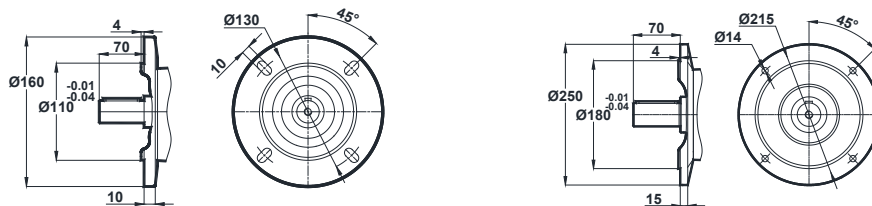


NN272-A.. NN273-A..



IEC	c1	c2	s1	m	m1	m2	i1	u	k	d1	t1	e1	x
63/B5	4	5	9	115	140	95	62	12	323.5	11	4	12.8	-
71/B5	4	8.5	11	130	160	110	33	12	294.5	14	5	16.3	-
80/B5	4	5	12	165	200	130	62	12	323.5	19	6	21.8	-
90/B5	4	5	12	165	200	130	62	12	323.5	24	8	27.3	-
100/B5	4.5	5.5	15	215	250	180	55	12	316.5	28	8	31.3	22
112/B5	4.5	5.5	15	215	250	180	55	12	316.5	28	8	31.3	22
132/B5	4.5	7	15	265	300	230	92	15	363.5	38	10	41.3	47


Opsiyonel Flanş Ölçüleri / Optional Flange Dimensions / Auswählbare Flanschabmessungen



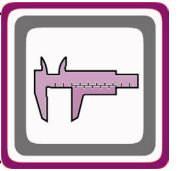
Opt. 1

Opt. 2

x: Motor, ayak bağlantı yüzeyinin altında ise / x: If Motor is lower than foot mounting plane / x: Wenn der Motor unter der Fußmontageebene ist

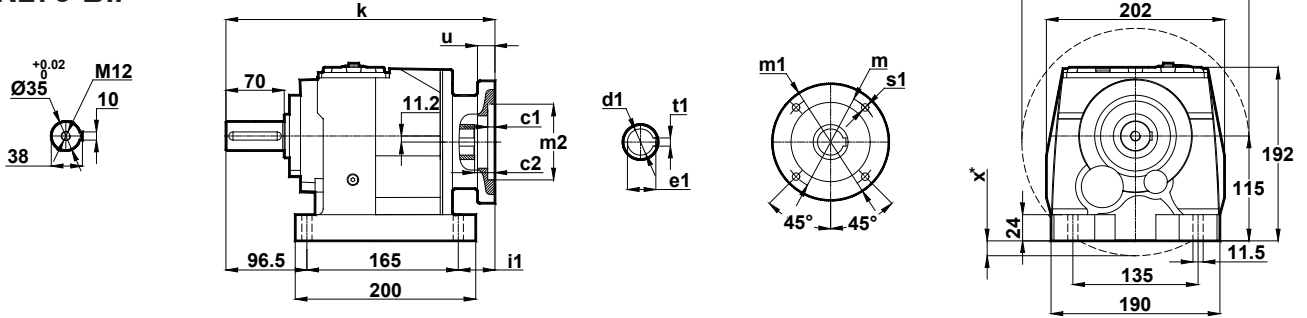


Ölçü Sayfaları Dimension Pages Abmessungsseiten

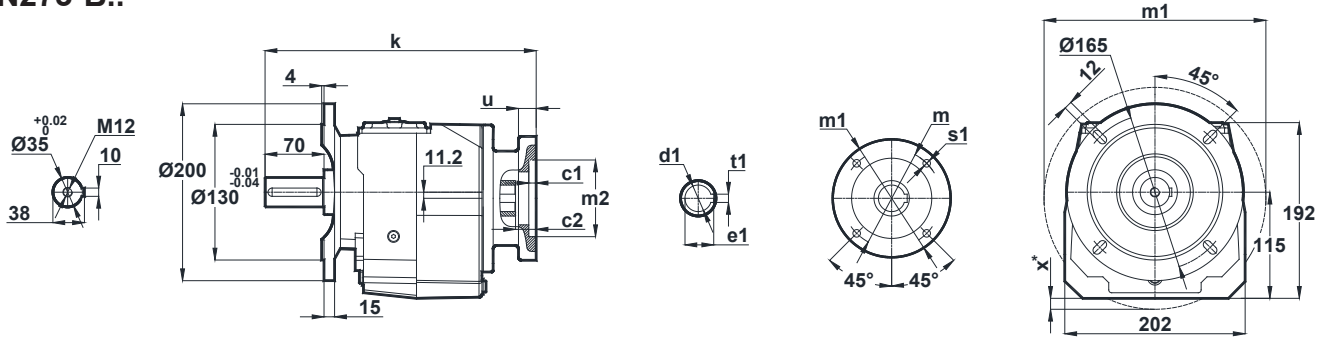


-Mil ucu çektirme deliği DIN 332 sayfa 2 / Tapped center hole to DIN 332, sheet 2 / Zentrierung mit Gewinde DIN 332, Blatt 2

MN272-B.. MN273-B..

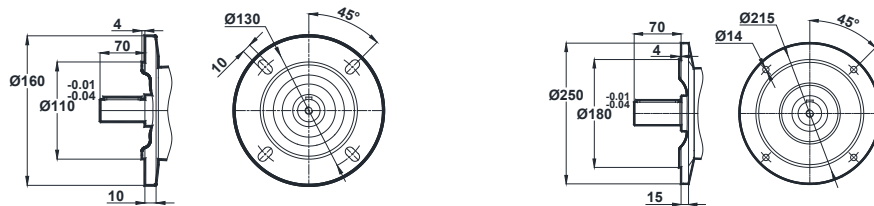


NN272-B.. NN273-B..



IEC	c1	c2	s1	m	m1	m2	i1	u	k	d1	t1	e1	x
71/B14	3	8.5	7	85	105	70	33	10	294.5	14	5	16.3	-
80/B14	4	5	7	100	120	80	62	12	323.5	19	6	21.8	-
90/B14	4	5	9	115	140	95	62	12	323.5	24	8	27.3	-
100/B14	4	5.5	9	130	160	110	55	12	316.5	28	8	31.3	-
112/B14	4	5.5	9	130	160	110	55	12	316.5	28	8	31.3	-
132/B14	4.5	6	11	165	200	130	92	15	363.5	35	10	41.3	-


Opsiyonel Flanş Ölçüleri / Optional Flange Dimensions / Auswählbare Flanschabmessungen



Opt. 1

Opt. 2

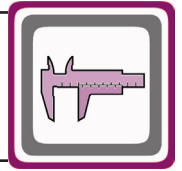
x: Motor, ayak bağlantı yüzeyinin altında ise / x: If Motor is lower than foot mounting plane / x: Wenn der Motor unter der Fußmontageebene ist



Ölçü Sayfaları

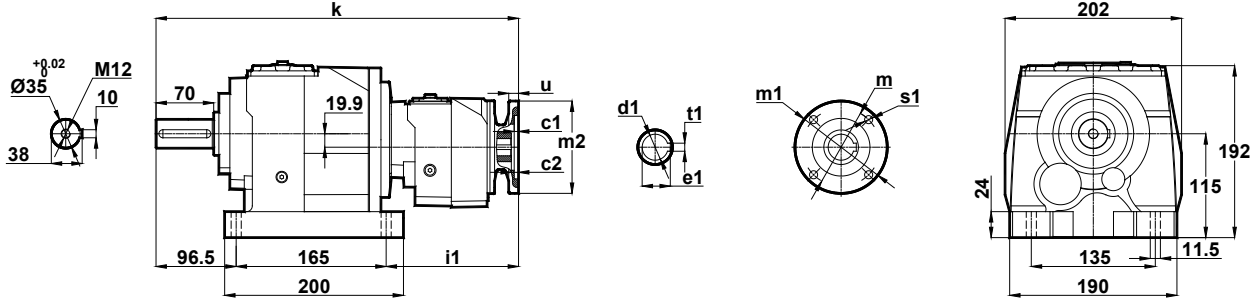
Dimension Pages

Abmessungsseiten

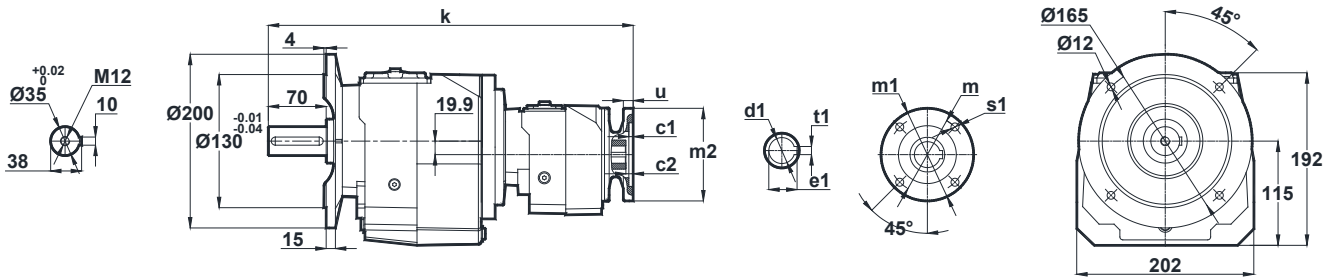


-Mil ucu çektirme deliği DIN 332 sayfa 2 / Tapped center hole to DIN 332, sheet 2 / Zentrierung mit Gewinde DIN 332, Blatt 2

MN275-A.. MN276-A..

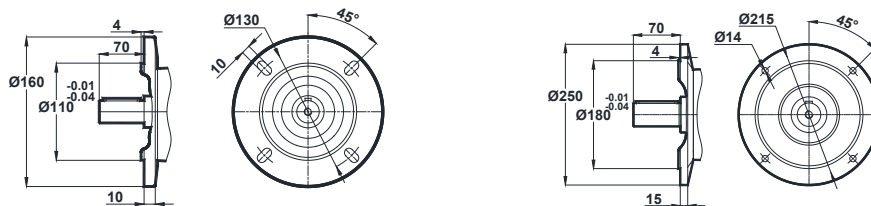


NN275-A.. NN276-A..




IEC	c1	c2	s1	m	m1	m2	i1	u	k	d1	t1	e1
63/B5	3.5	5	10	115	140	95	177.5	10	439	11	4	12.8
71/B5	4	4.5	11	130	160	110	179	12	440.5	14	5	16.3

Opsiyonel Flanş Ölçüleri / Optional Flange Dimensions / Auswählbare Flanschabmessungen

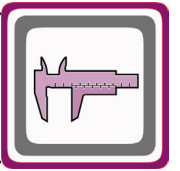


Opt. 1

Opt. 2

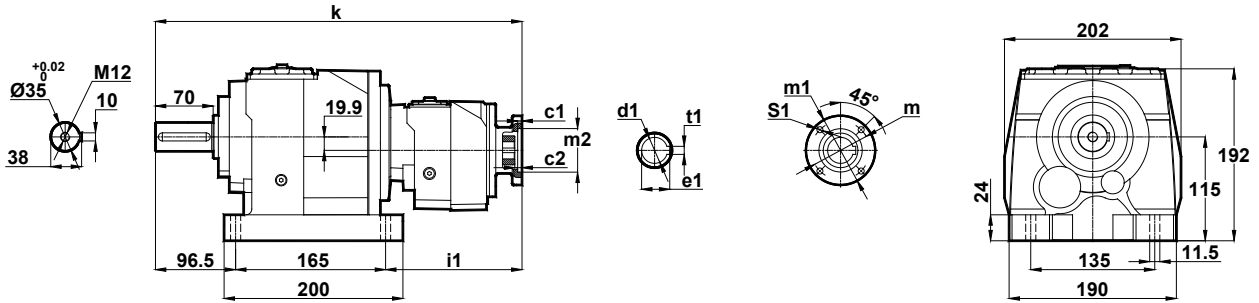


Ölçü Sayfaları Dimension Pages Abmessungsseiten

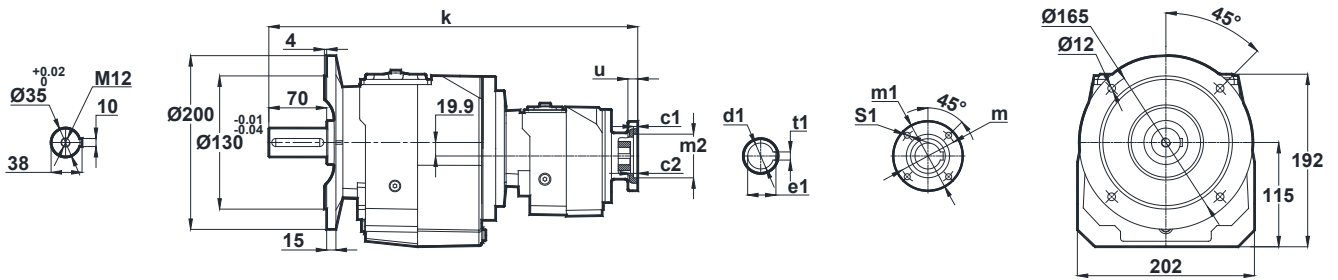


-Mil ucu çektirme deliği DIN 332 sayfa 2 / Tapped center hole to DIN 332, sheet 2 / Zentrierung mit Gewinde DIN 332, Blatt 2

**MN275-B..
MN276-B..**

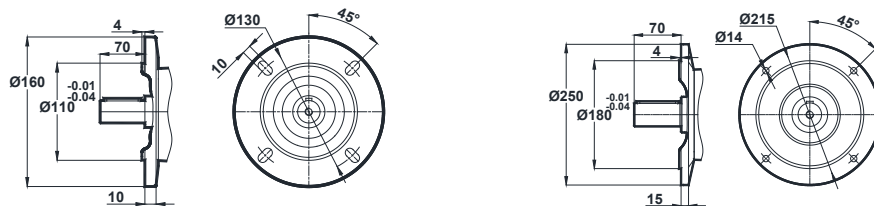


**NN275-B..
NN276-B..**




IEC	c1	c2	s1	m	m1	m2	i1	u	k	d1	t1	e1
63/B14	2.5	5	5.5	75	90	60	177.5	10	439	11	4	12.8
71/B14	3	4.5	7	85	105	70	179	10	440.5	14	5	16.3

Opsiyonel Flanş Ölçüleri / Optional Flange Dimensions / Auswählbare Flanschabmessungen



Opt. 1

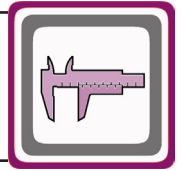
Opt. 2



Ölçü Sayfaları

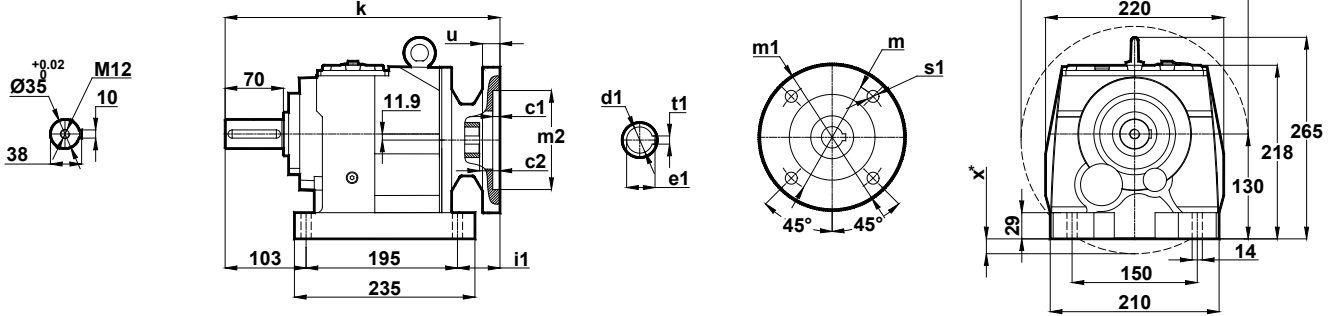
Dimension Pages

Abmessungsseiten

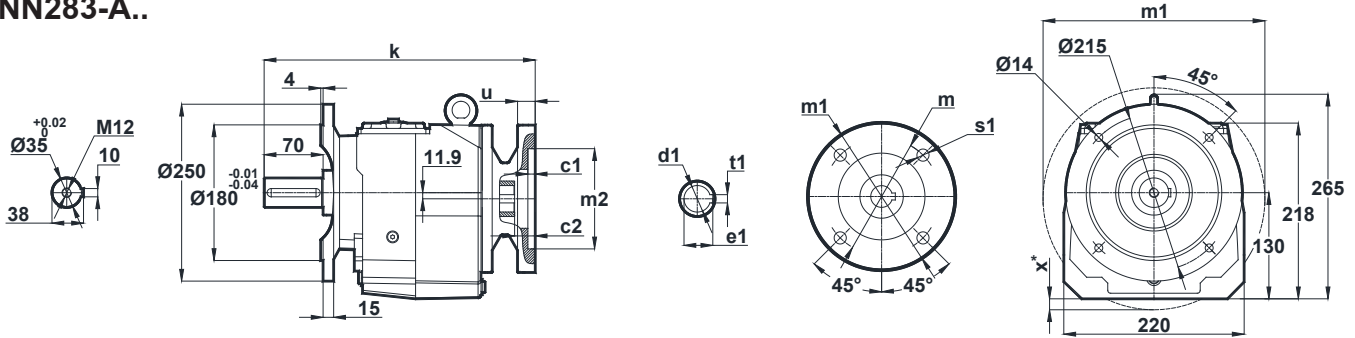


-Mil ucu çektirme deliği DIN 332 sayfa 2 / Tapped center hole to DIN 332, sheet 2 / Zentrierung mit Gewinde DIN 332, Blatt 2

MN282-A.. MN283-A..

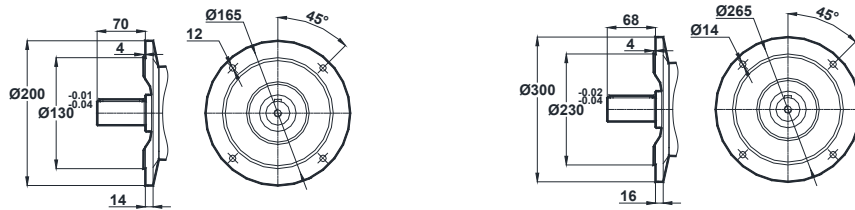


NN282-A.. NN283-A..



IEC	c1	c2	s1	m	m1	m2	i1	u	k	d1	t1	e1	x
71/B5	4	9	11	130	160	110	45	12	343	14	5	16.3	-
80/B5	4	9	12	165	200	130	45	12	343	19	6	21.8	-
90/B5	4	9	12	165	200	130	45	12	343	24	8	27.3	-
100/B5	4.5	9	15	215	250	180	52	15	360	28	8	31.3	7
112/B5	4.5	9	15	215	250	180	52	15	360	28	8	31.3	7
132/B5	4.5	7	15	265	300	230	82	15	380	38	10	41.3	32


Opsiyonel Flanş Ölçüleri / Optional Flange Dimensions / Auswählbare Flanschabmessungen



Opt. 1

Opt. 2

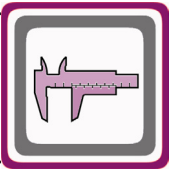
x: Motor, ayak bağlantı yüzeyinin altında ise / x: If Motor is lower than foot mounting plane / x: Wenn der Motor unter der Fußmontageebene ist



Ölçü Sayfaları

Dimension Pages

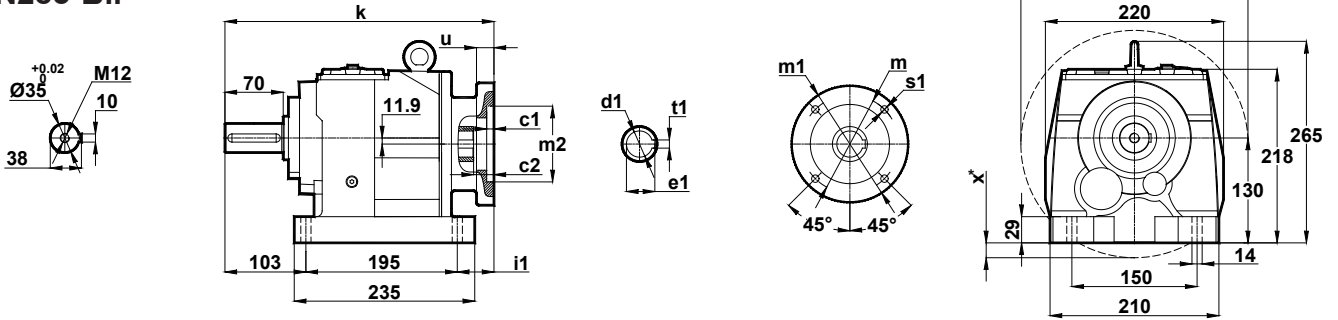
Abmessungsseiten



-Mil ucu çektirme deliği DIN 332 sayfa 2 / Tapped center hole to DIN 332, sheet 2 / Zentrierung mit Gewinde DIN 332, Blatt 2

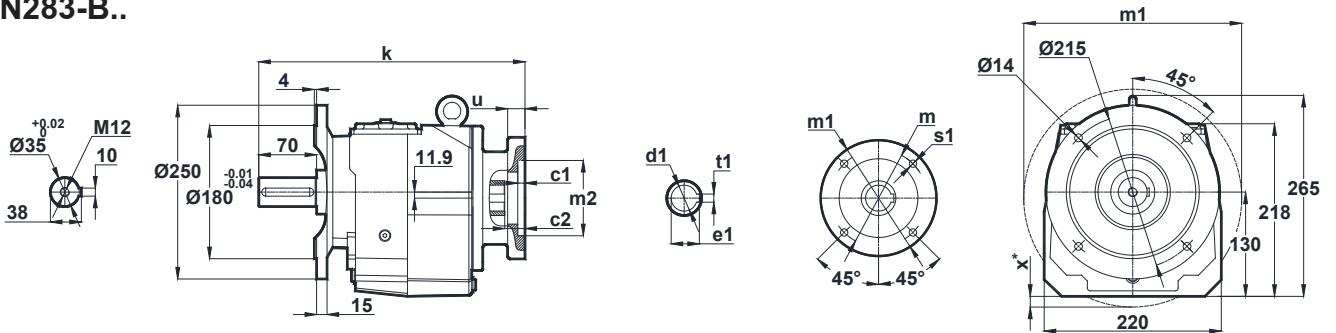
MN282-B..

MN283-B..



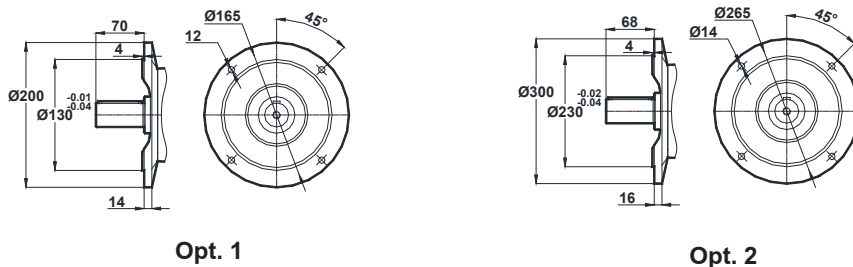
NN282-B..

NN283-B..



IEC	c1	c2	s1	m	m1	m2	i1	u	k	d1	t1	e1	x
80/B14	4	9	7	100	120	80	45	12	343	19	6	21.8	-
90/B14	4	9	9	115	140	95	45	12	343	24	8	26.3	-
100/B14	4	9	9	130	160	110	52	15	360	28	8	31.3	-
112/B14	4	9	9	130	160	110	52	15	360	28	8	31.3	-
132/B14	4.5	7	11	165	200	130	82	15	380	38	10	41.3	-


Opsiyonel Flanş Ölçüleri / Optional Flange Dimensions / Auswählbare Flanschabmessungen



Opt. 1

Opt. 2

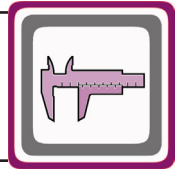
x: Motor, ayak bağlantı yüzeyinin altında ise / x: If Motor is lower than foot mounting plane / x: Wenn der Motor unter der Fußmontageebene ist



Ölçü Sayfaları

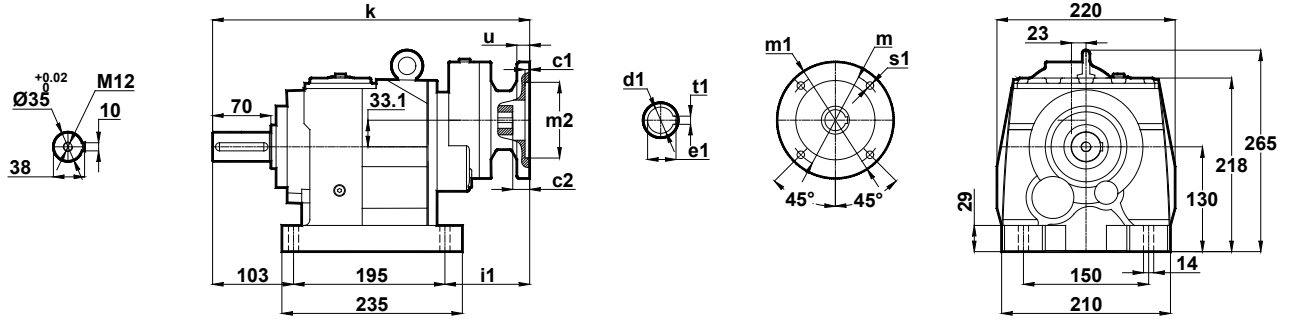
Dimension Pages

Abmessungsseiten

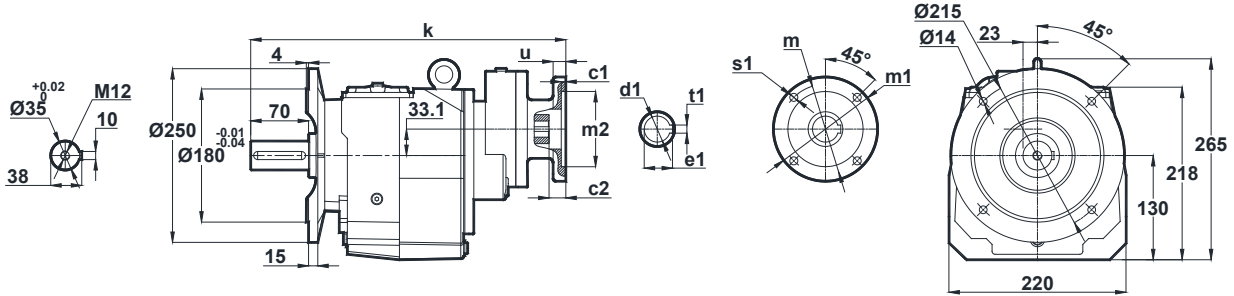


-Mil ucu çekirme deliği DIN 332 sayfa 2 / Tapped center hole to DIN 332, sheet 2 / Zentrierung mit Gewinde DIN 332, Blatt 2

MN284-A.. MN284-B..

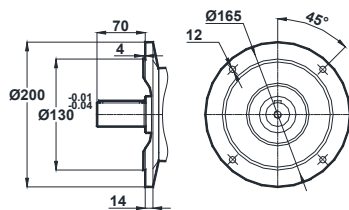


NN284-A.. NN284-B..

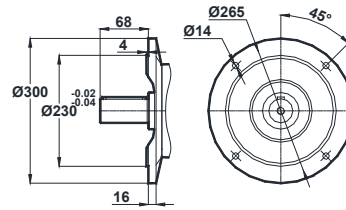


IEC	c1	c2	s1	m	m1	m2	i1	u	k	d1	t1	e1
63/B5	3.5	5	10	115	140	95	122	10	420	11	4	12.8
71/B5	4	4.5	11	130	160	110	93	12	391	14	5	16.3
71/B14	3	4.5	7	85	105	70	93	10	391	14	5	16.3


Opsiyonel Flanş Ölçüleri / Optional Flange Dimensions / Auswählbare Flanschabmessungen



Opt. 1



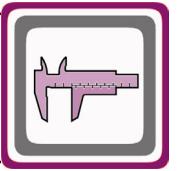
Opt. 2



Ölçü Sayfaları

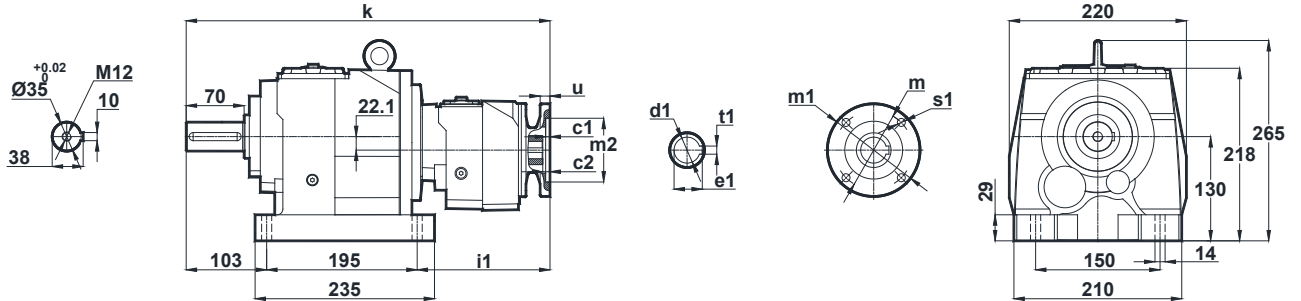
Dimension Pages

Abmessungsseiten

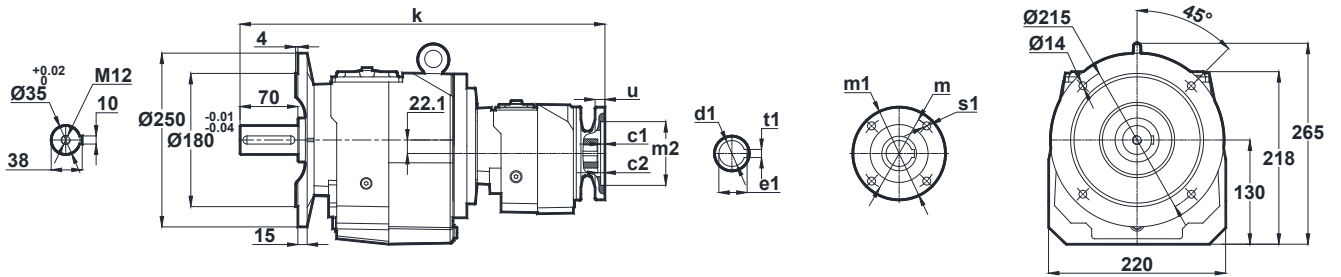


-Mil ucu çektirme deliği DIN 332 sayfa 2 / Tapped center hole to DIN 332, sheet 2 / Zentrierung mit Gewinde DIN 332, Blatt 2

MN285-A.. / B..
MN286-A.. / B..

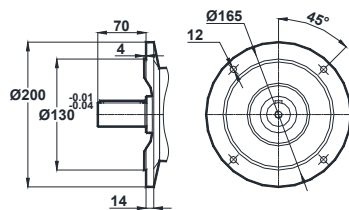


NN285-A.. / B..
NN286-A.. / B..

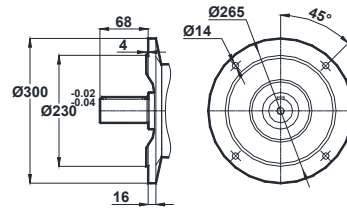


IEC	c1	c2	s1	m	m1	m2	i1	u	k	d1	t1	e1
63/B5	3.5	5	10	115	140	95	188	12	488	11	4	12.8
63/B14	2.5	5	5.5	75	90	60	188	10	488	11	4	12.8


Opsiyonel Flanş Ölçüleri / Optional Flange Dimensions / Auswählbare Flanschabmessungen



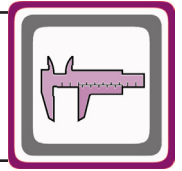
Opt. 1



Opt. 2

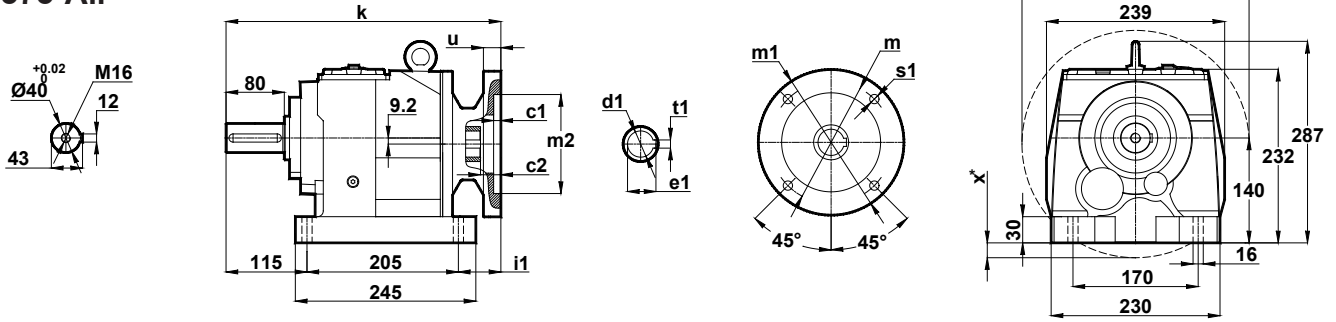


Ölçü Sayfaları Dimension Pages Abmessungsseiten

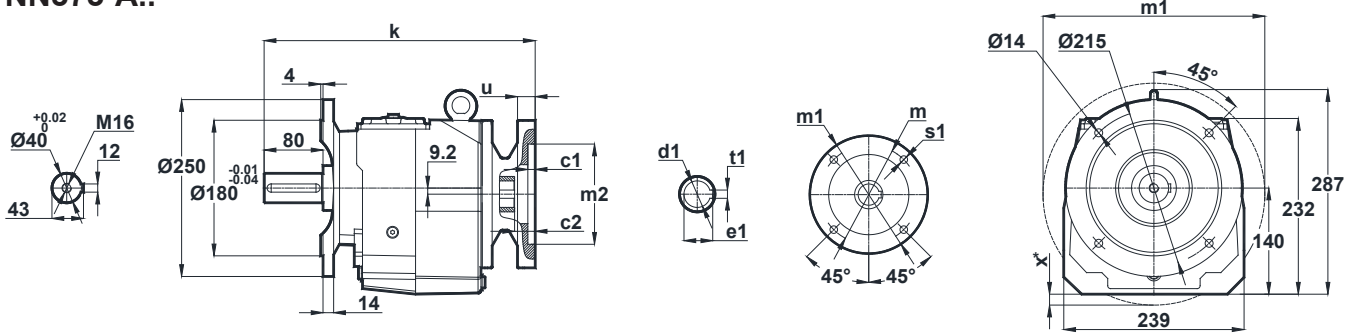


-Mil ucu çektirme deliği DIN 332 sayfa 2 / Tapped center hole to DIN 332, sheet 2 / Zentrierung mit Gewinde DIN 332, Blatt 2

MN372-A.. MN373-A..

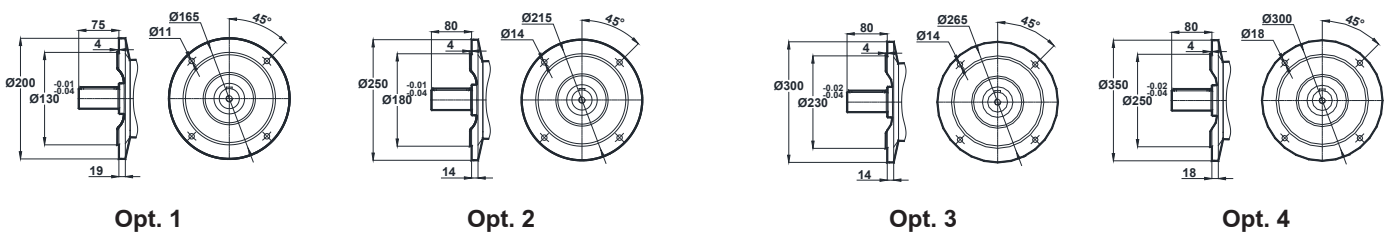


NN372-A.. NN373-A..




IEC	c1	c2	s1	m	m1	m2	i1	u	k	d1	t1	e1	x
71/B5	4	9	11	130	160	110	43.5	12	364	14	5	16.3	-
80/B5	4	9	12	165	200	130	43.5	12	364	19	6	21.8	-
90/B5	4	9	12	165	200	130	43.5	12	364	24	8	27.3	-
100/B5	4.5	9	15	215	250	180	60.5	15	381	28	8	31.3	-
112/B5	4.5	9	15	215	250	180	60.5	15	381	28	8	31.3	-
132/B5	4.5	7	15	265	300	230	80.5	15	401	38	10	41.3	20

Opsiyonel Flanş Ölçüleri / Optional Flange Dimensions / Auswählbare Flanschabmessungen



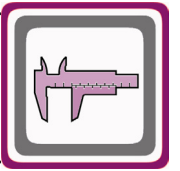
x: Motor, ayak bağlantı yüzeyinin altında ise / x: If Motor is lower than foot mounting plane / x: Wenn der Motor unter der Fußmontageebene ist



Ölçü Sayfaları

Dimension Pages

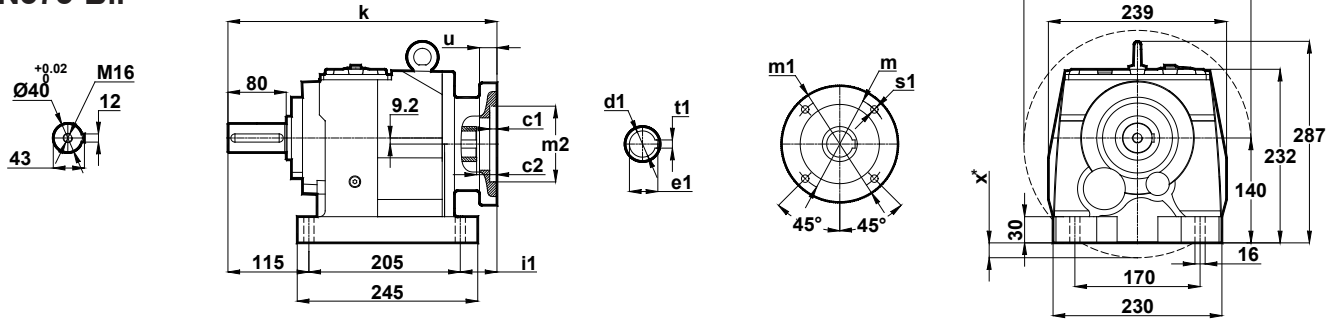
Abmessungsseiten



-Mil ucu çektirme deliği DIN 332 sayfa 2 / Tapped center hole to DIN 332, sheet 2 / Zentrierung mit Gewinde DIN 332, Blatt 2

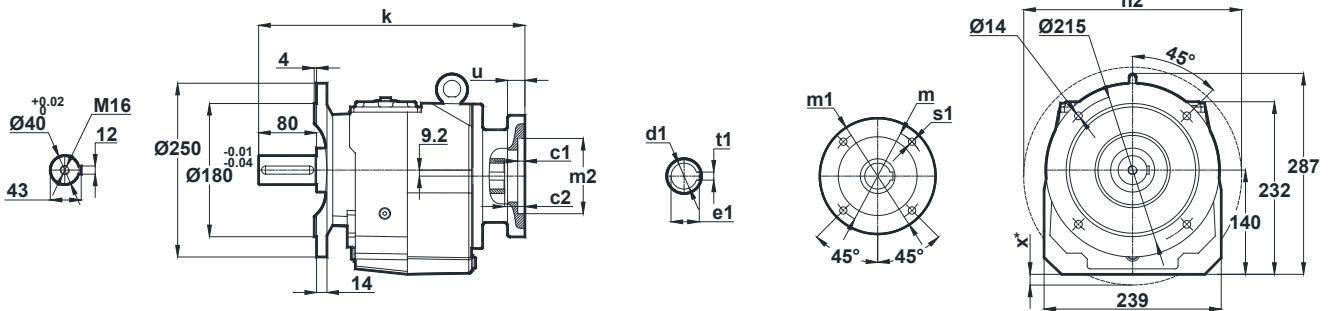
MN372-B..

MN373-B..



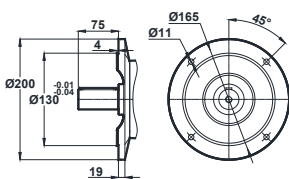
NN372-B..

NN373-B..

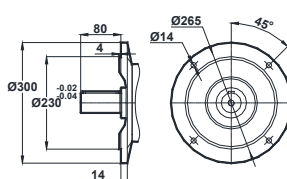


IEC	c1	c2	s1	m	m1	m2	i1	u	k	d1	t1	e1	x
80/B14	4	9	7	100	120	80	43.5	12	364	19	6	21.8	-
90/B14	4	9	9	115	140	95	43.5	12	364	24	8	27.3	-
100/B14	4	9	9	130	160	110	60.5	15	381	28	8	31.3	-
112/B14	4	9	9	130	160	110	60.5	15	381	28	8	31.3	-
132/B14	4.5	9	11	165	200	130	80.5	15	401	38	10	41.3	-

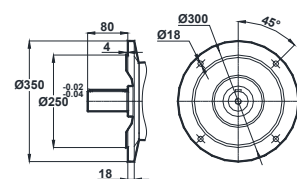
Opsiyonel Flanş Ölçüleri / Optional Flange Dimensions / Auswählbare Flanschabmessungen



Opt. 1




Opt. 2



Opt. 3

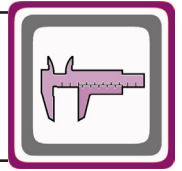
x: Motor, ayak bağlantı yüzeyinin altında ise / x: If Motor is lower than foot mounting plane / x: Wenn der Motor unter der Fußmontageebene ist



Ölçü Sayfaları

Dimension Pages

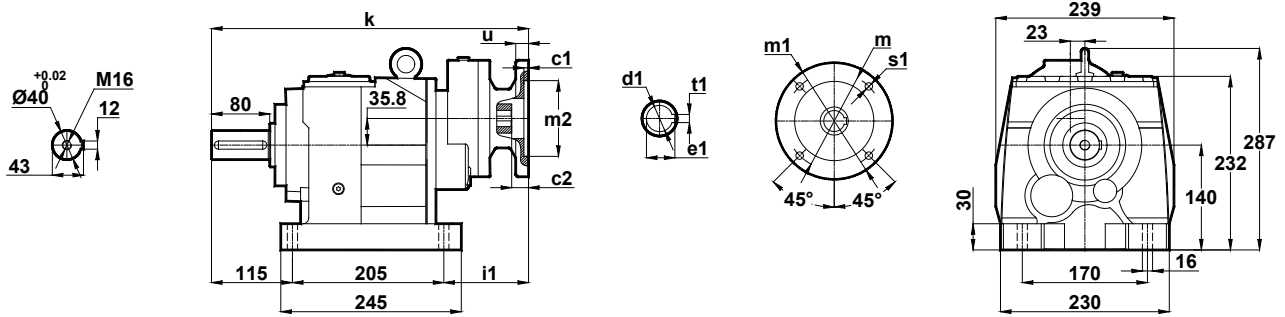
Abmessungsseiten



-Mil ucu çektirme deliği DIN 332 sayfa 2 / Tapped center hole to DIN 332, sheet 2 / Zentrierung mit Gewinde DIN 332, Blatt 2

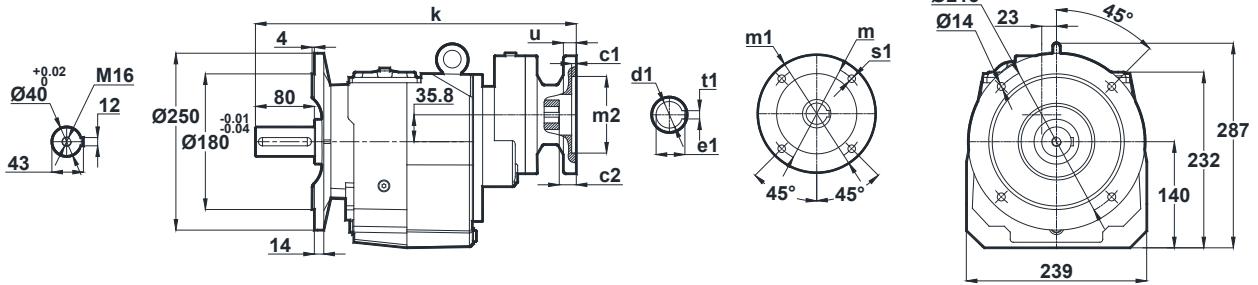
MN374-A..

MN374-B..



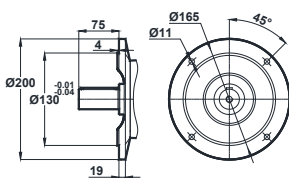
NN374-A..

NN374-B..

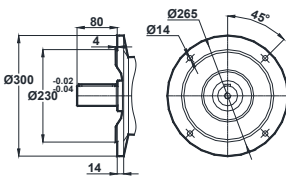


IEC	c1	c2	s1	m	m1	m2	i1	u	k	d1	t1	e1
63/B5	4	5	9	115	140	95	120.5	12	441	11	4	12.8
71/B5	4	8.5	11	130	160	110	91.5	12	412	14	5	16.3
80/B5	4	5	12	165	200	130	120.5	12	441	19	6	21.8
71/B14	3	8.5	7	85	105	70	91.5	10	412	14	5	16.3
80/B14	4	5	7	100	120	80	120.5	12	441	19	6	21.8

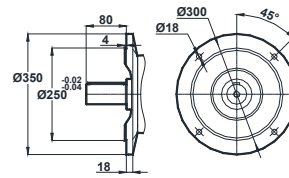
Opsiyonel Flanş Ölçüleri / Optional Flange Dimensions / Auswählbare Flanschabmessungen




Opt. 1



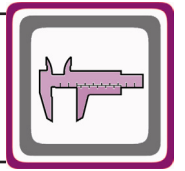
Opt. 2



Opt. 3

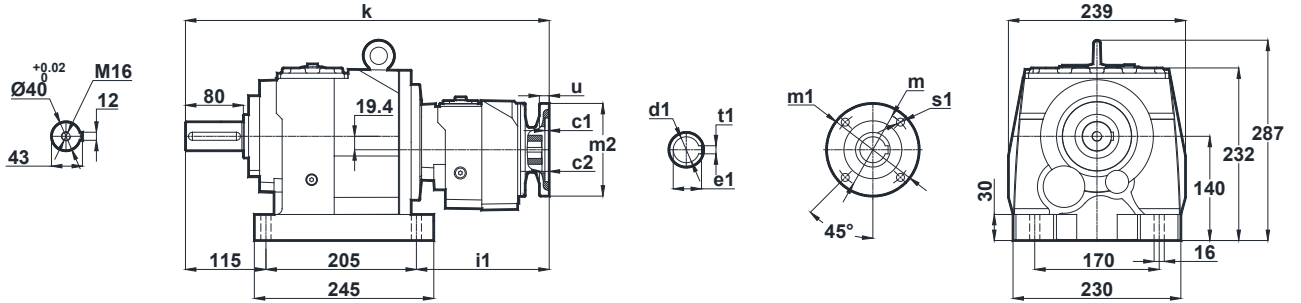


Ölçü Sayfaları Dimension Pages Abmessungsseiten

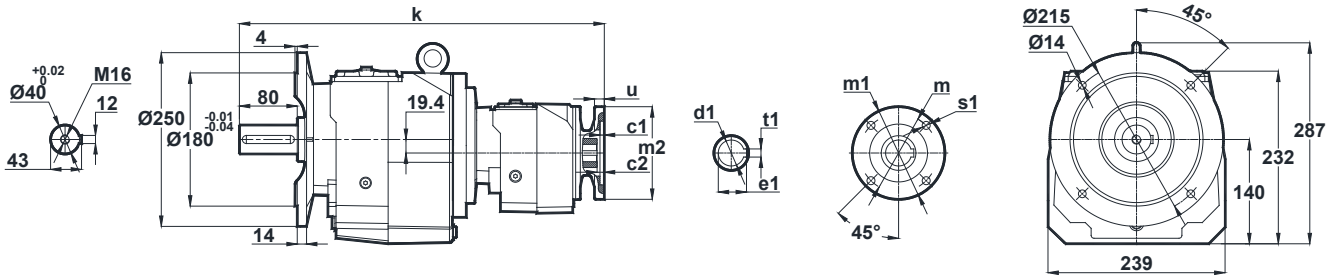


-Mil ucu çektirme deliği DIN 332 sayfa 2 / Tapped center hole to DIN 332, sheet 2 / Zentrierung mit Gewinde DIN 332, Blatt 2

**MN375-A.. / B..
MN376-A.. / B..**

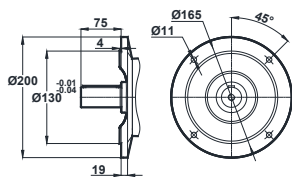


**NN375-A. / B..
NN376-A. / B..**

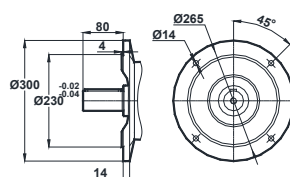


IEC	c1	c2	s1	m	m1	m2	i1	u	k	d1	t1	e1
63/B5	3.5	5	10	115	140	95	186.5	10	509	11	4	12.8
63/B14	2.5	5	5.5	75	90	60	186.5	10	509	11	4	12.8

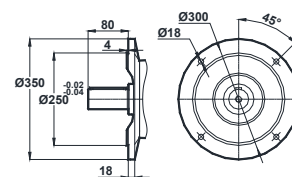
Opsiyonel Flanş Ölçüleri / Optional Flange Dimensions / Auswählbare Flanschabmessungen




Opt. 1



Opt. 2



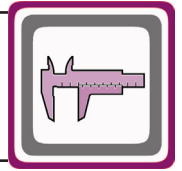
Opt. 3



Ölçü Sayfaları

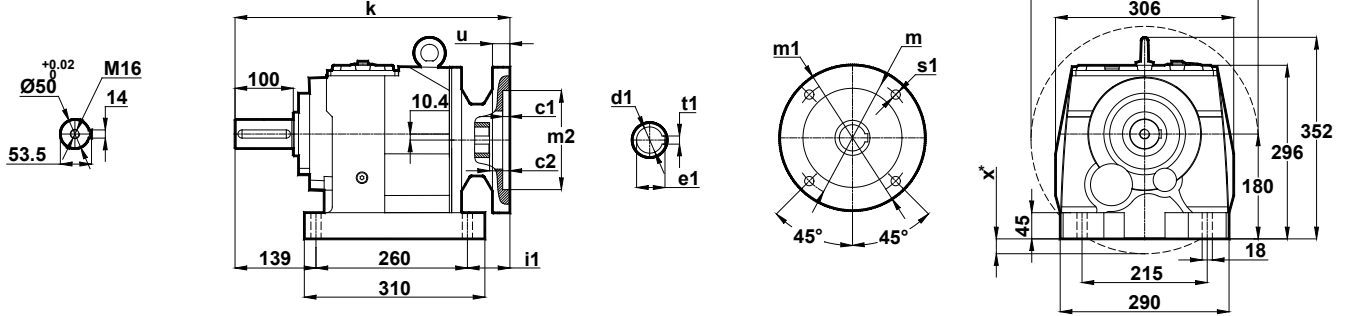
Dimension Pages

Abmessungsseiten

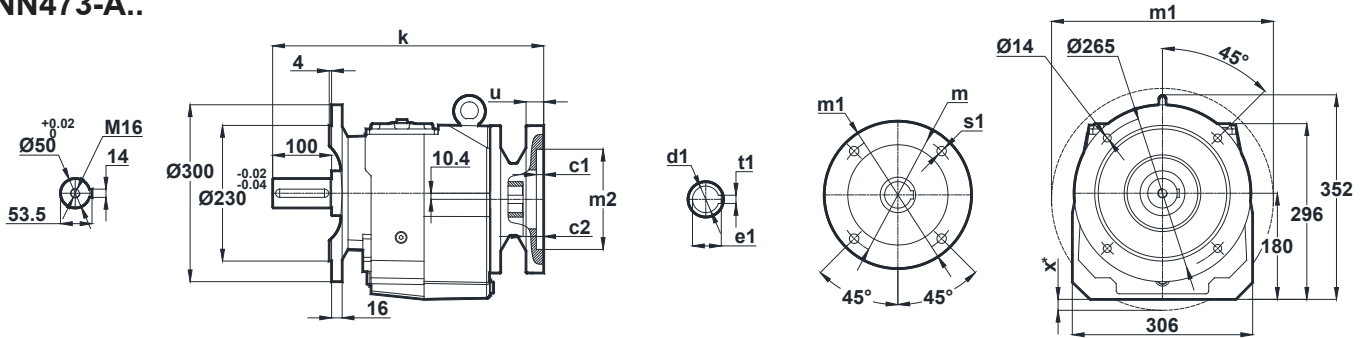


-Mil ucu çektirme deliği DIN 332 sayfa 2 / Tapped center hole to DIN 332, sheet 2 / Zentrierung mit Gewinde DIN 332, Blatt 2

MN472-A.. MN473-A..

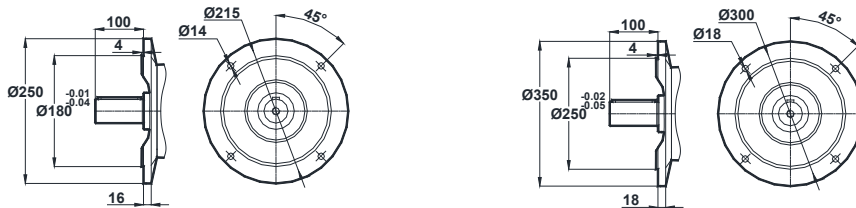


NN472-A.. NN473-A..



IEC	c1	c2	s1	m	m1	m2	i1	u	k	d1	t1	e1	x
80/B5	4	5	12	165	200	130	27.5	12	426.5	19	6	21.8	-
90/B5	4	5	12	165	200	130	27.5	12	426.5	24	8	27.3	-
100/B5	4.5	9	15	215	250	180	46	15	445	28	8	31.3	-
112/B5	4.5	9	15	215	250	180	46	15	445	28	8	31.3	-
132/B5	4.5	6	15	265	300	230	64.5	15	463.5	38	10	41.3	-
160/B5	5.5	10	19	300	350	250	144	20	543	42	12	45.3	6
180/B5	5.5	10	19	300	350	250	144	20	543	48	14	51.8	6


Opsiyonel Flanş Ölçüleri / Optional Flange Dimensions / Auswählbare Flanschabmessungen



Opt. 1

Opt. 2

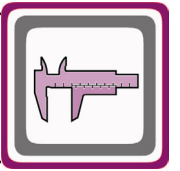
x: Motor, ayak bağlantı yüzeyinin altında ise / x: If Motor is lower than foot mounting plane / x: Wenn der Motor unter der Fußmontageebene ist



Ölçü Sayfaları

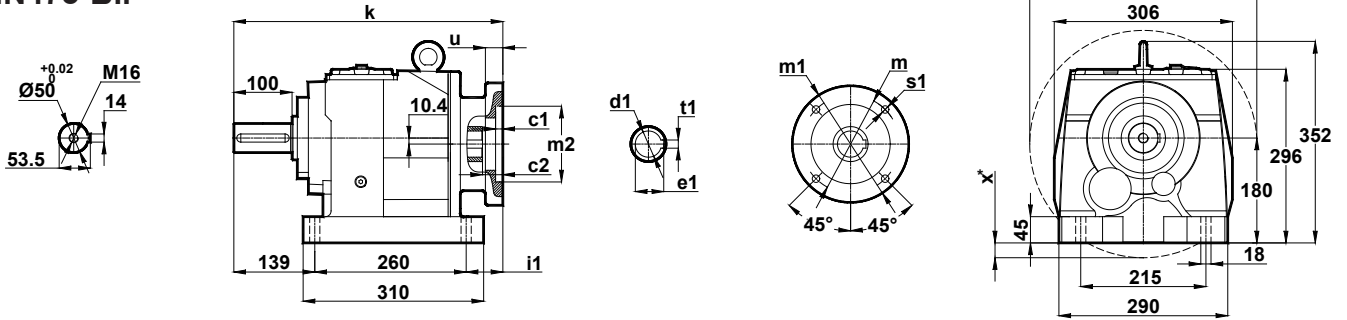
Dimension Pages

Abmessungsseiten

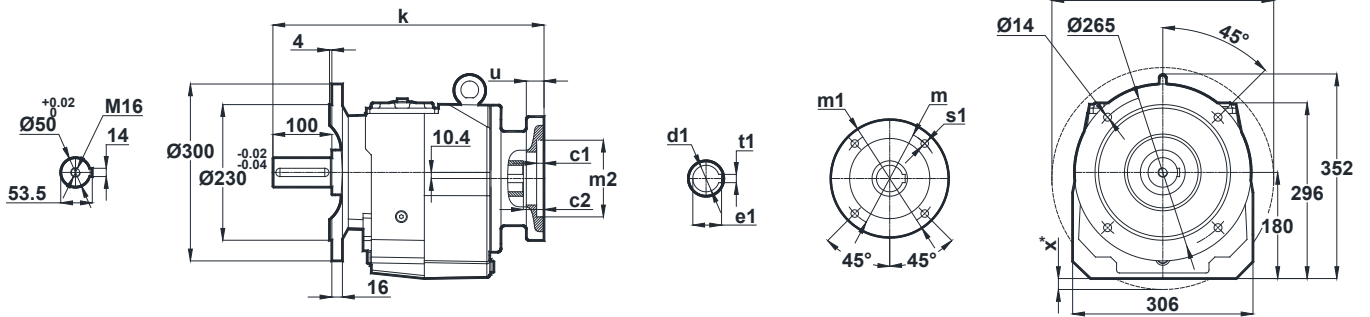


-Mil ucu çektirme deliği DIN 332 sayfa 2 / Tapped center hole to DIN 332, sheet 2 / Zentrierung mit Gewinde DIN 332, Blatt 2

MN472-B..
MN473-B..

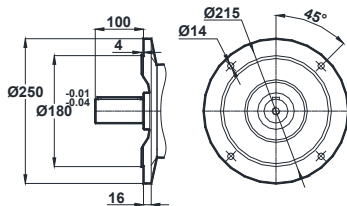


NN472-B..
NN473-B..

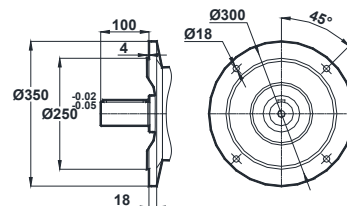


IEC	c1	c2	s1	m	m1	m2	i1	u	k	d1	t1	e1	x
90/B14	4	5	9	115	140	95	27.5	12	426.5	24	8	27.3	-
100/B14	4	9	9	130	160	110	46	15	445	28	8	31.3	-
112/B14	4	9	9	130	160	110	46	15	445	28	8	31.3	-
132/B14	4.5	6	11	165	200	130	64.5	15	463.5	38	10	41.3	-

Opsiyonel Flanş Ölçüleri / Optional Flange Dimensions / Auswählbare Flanschabmessungen




Opt. 1

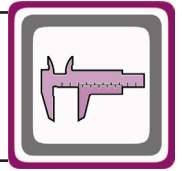


Opt. 2

x: Motor, ayak bağlantı yüzeyinin altında ise / x: If Motor is lower than foot mounting plane / x: Wenn der Motor unter der Fußmontageebene ist

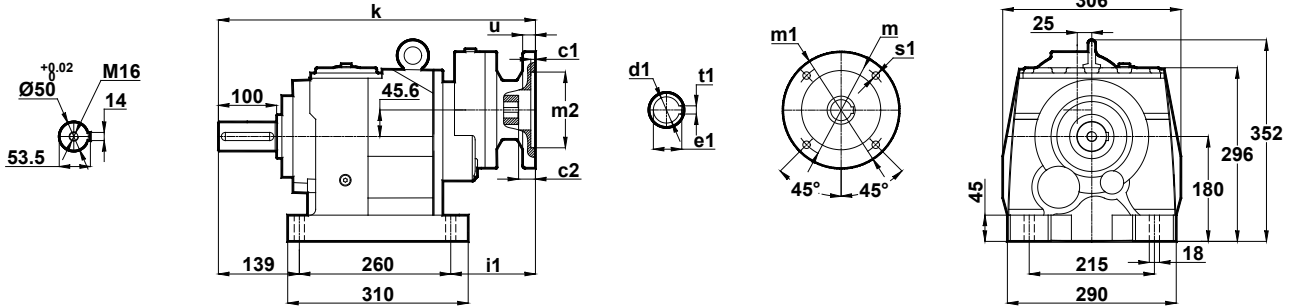


Ölçü Sayfaları Dimension Pages Abmessungenseiten

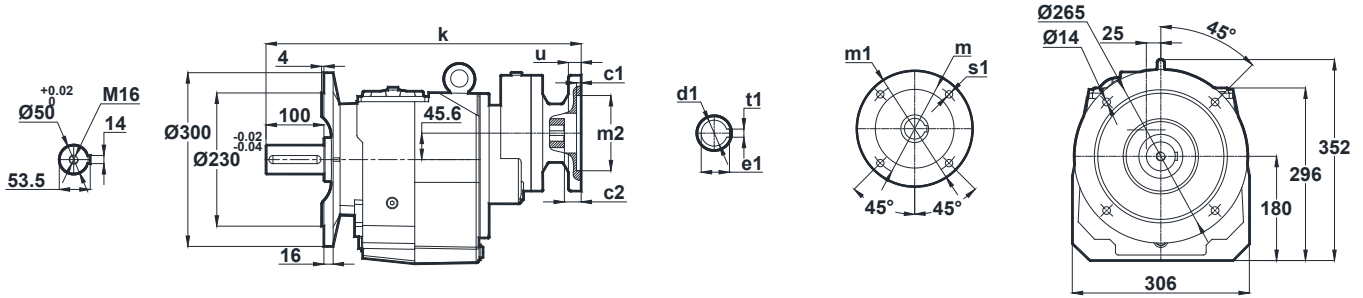


-Mil ucu çekirme deliği DIN 332 sayfa 2 / Tapped center hole to DIN 332, sheet 2 / Zentrierung mit Gewinde DIN 332, Blatt 2

MN474-A.. MN474-B..

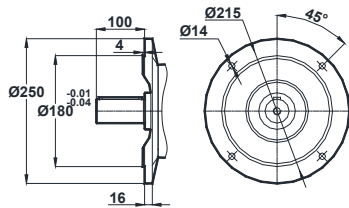


NN474-A.. NN474-B..

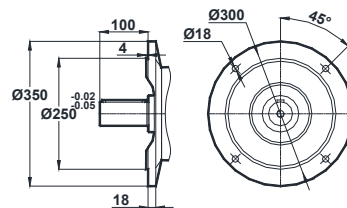


IEC	c1	c2	s1	m	m1	m2	i1	u	k	d1	t1	e1
71/B5	4	9	11	130	160	110	125.5	12	524.5	14	5	16.3
80/B5	4	9	12	165	200	130	125.5	12	524.5	19	6	21.8
80/B14	4	9	7	100	120	80	125.5	12	524.5	19	6	21.8


Opsiyonel Flanş Ölçüleri / Optional Flange Dimensions / Auswählbare Flanschabmessungen



Opt. 1



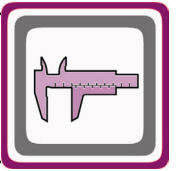
Opt. 2



Ölçü Sayfaları

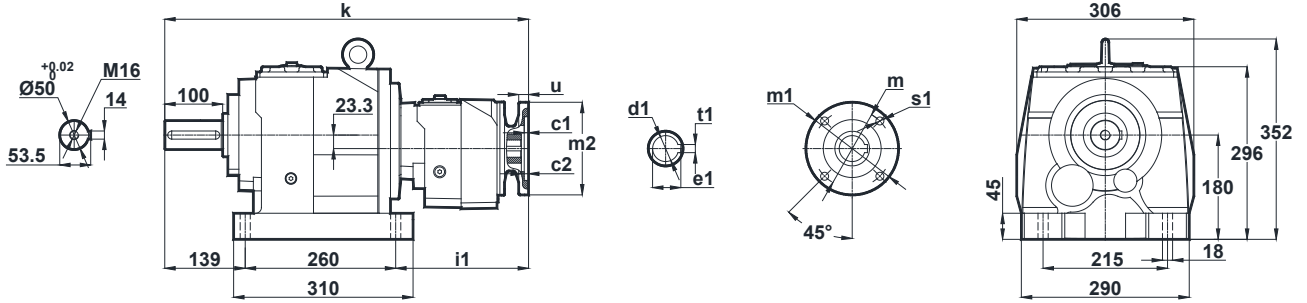
Dimension Pages

Abmessungsseiten

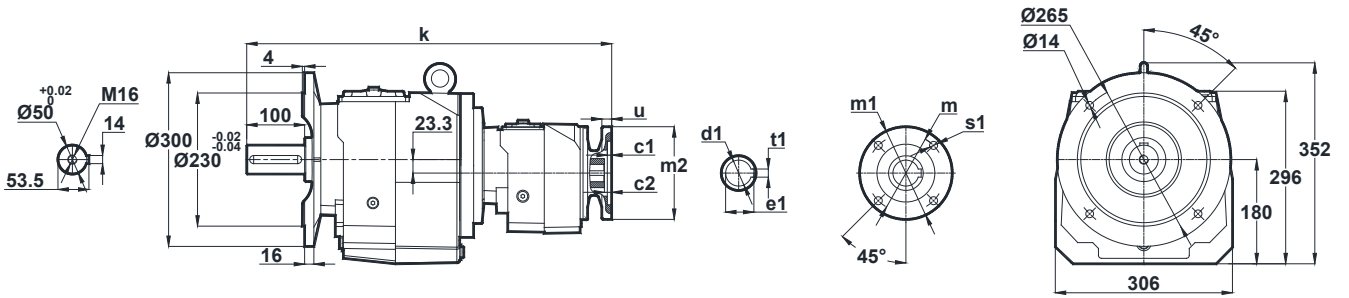


-Mil ucu çektirme deliği DIN 332 sayfa 2 / Tapped center hole to DIN 332, sheet 2 / Zentrierung mit Gewinde DIN 332, Blatt 2

MN475-A.. / B..
MN476-A.. / B..

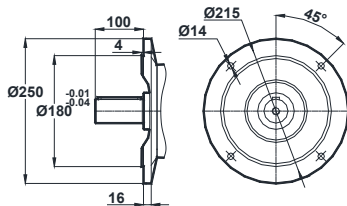


NN475-A.. / B..
NN476-A.. / B..

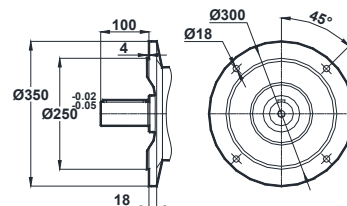


IEC	c1	c2	s1	m	m1	m2	i1	u	k	d1	t1	e1
63/B5	4	5	9	115	140	95	253.5	12	652.5	11	4	12.8
71/B5	4	8.5	11	130	160	110	224.5	12	623.5	14	5	16.3
71/B14	3	8.5	7	85	105	70	224.5	10	623.5	14	5	16.3


Opsiyonel Flanş Ölçüleri / Optional Flange Dimensions / Auswählbare Flanschabmessungen



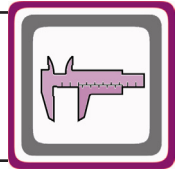
Opt. 1



Opt. 2

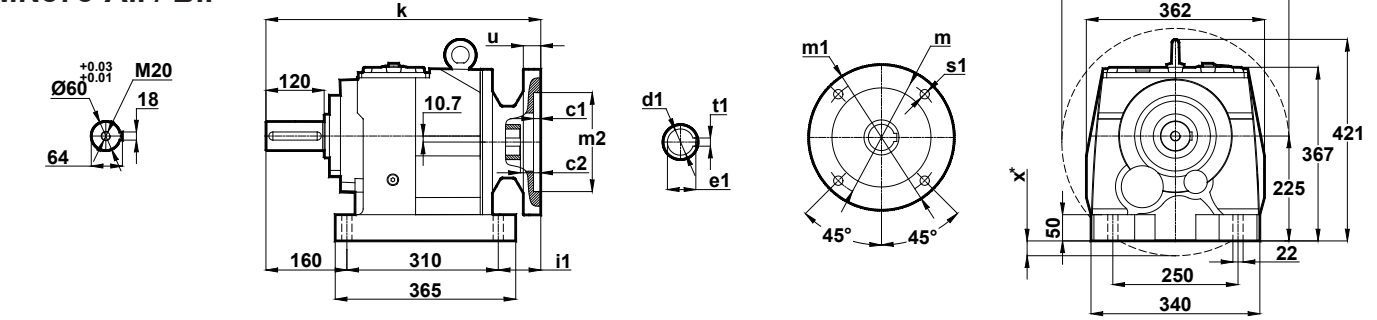


Ölçü Sayfaları Dimension Pages Abmessungsseiten

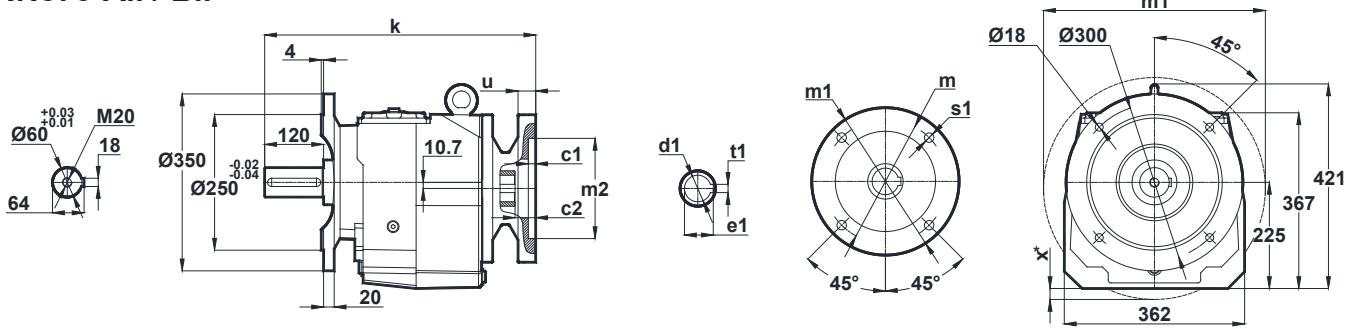


-Mil ucu çektirme deliği DIN 332 sayfa 2 / Tapped center hole to DIN 332, sheet 2 / Zentrierung mit Gewinde DIN 332, Blatt 2

MN572-A.. / B.. MN573-A.. / B..

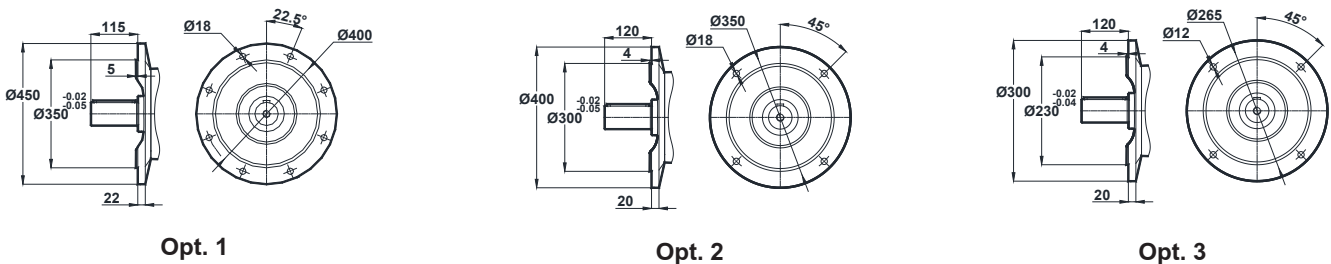


NN572-A.. / B.. NN573-A.. / B..




IEC	c1	c2	s1	m	m1	m2	i1	u	k	d1	t1	e1	x
100/B5	4.5	9	15	215	250	180	33.5	15	507.5	28	8	31.3	-
112/B5	4.5	9	15	215	250	180	33.5	15	507.5	28	8	31.3	-
132/B5	4.5	9	15	265	300	230	54.5	15	528.5	38	10	41.3	-
160/B5	5.5	10	19	300	350	250	130	18	604	42	12	45.3	-
180/B5	5.5	10	19	300	350	250	130	18	604	48	14	51.8	-
200/B5	5.5	10	19	350	400	300	150	22	624	55	16	59.3	-
132/B14	4.5	9	11	165	200	130	54.5	15	528.5	38	10	41.3	-

Opsiyonel Flanş Ölçüleri / Optional Flange Dimensions / Auswählbare Flanschabmessungen



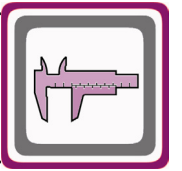
x: Motor, ayak bağlantı yüzeyinin altında ise / x: If Motor is lower than foot mounting plane / x: Wenn der Motor unter der Fußmontageebene ist



Ölçü Sayfaları

Dimension Pages

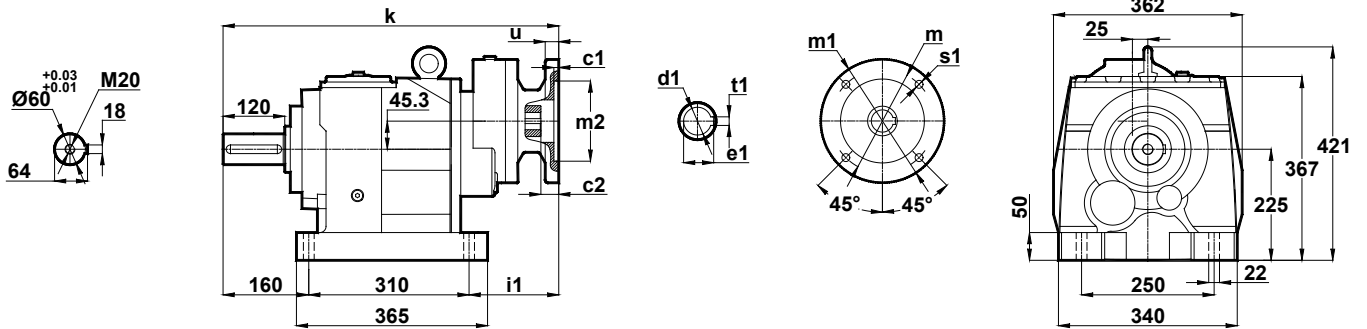
Abmessungsseiten



-Mil ucu çektirme deliği DIN 332 sayfa 2 / Tapped center hole to DIN 332, sheet 2 / Zentrierung mit Gewinde DIN 332, Blatt 2

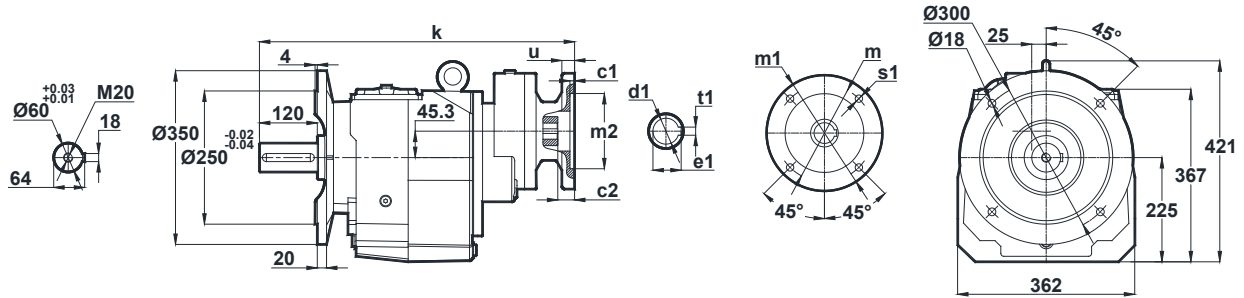
MN574-A..

MN574-B..



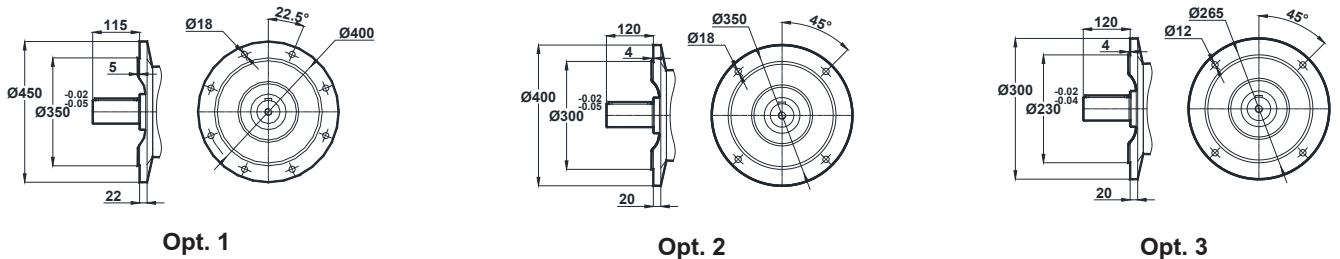
NN574-A..


NN574-B..



IEC	c1	c2	s1	m	m1	m2	i1	u	k	d1	t1	e1
71/B5	4	9	11	130	160	110	116.5	12	587.5	14	5	16.3
80/B5	4	9	12	165	200	130	116.5	12	587.5	14	6	21.8
90/B5	4	9	12	165	200	130	116.5	12	587.5	19	8	27.3
80/B14	4	9	7	100	120	80	116.5	12	587.5	19	6	21.8
90/B14	4	9	9	115	140	95	116.5	12	587.5	24	8	26.3

Opsiyonel Flanş Ölçüleri / Optional Flange Dimensions / Auswählbare Flanschabmessungen

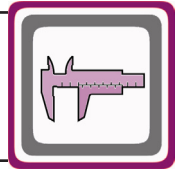




Ölçü Sayfaları

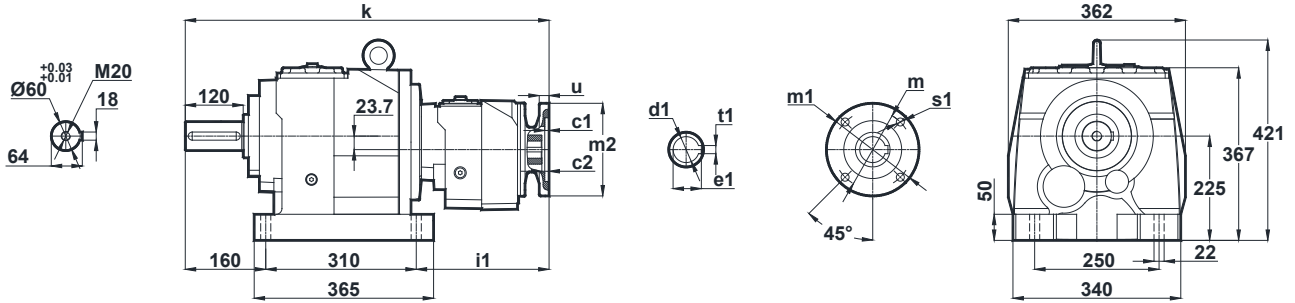
Dimension Pages

Abmessungsseiten

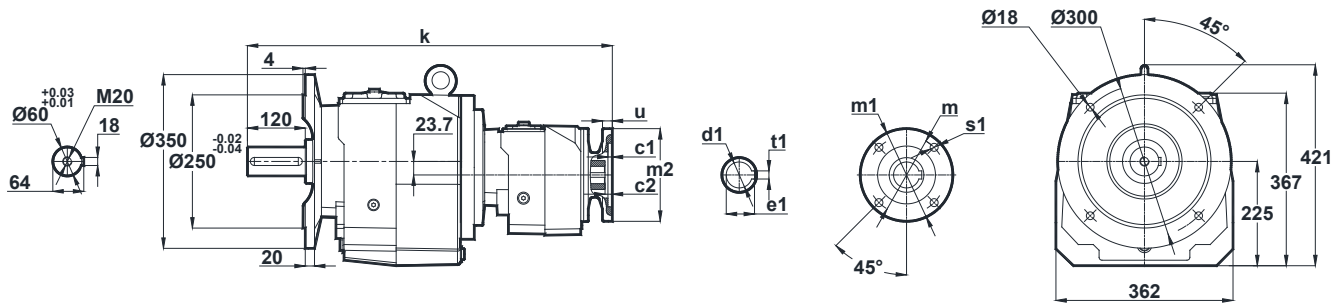


-Mil ucu çektirme deliği DIN 332 sayfa 2 / Tapped center hole to DIN 332, sheet 2 / Zentrierung mit Gewinde DIN 332, Blatt 2

MN575-A.. / B..
MN576-A.. / B..

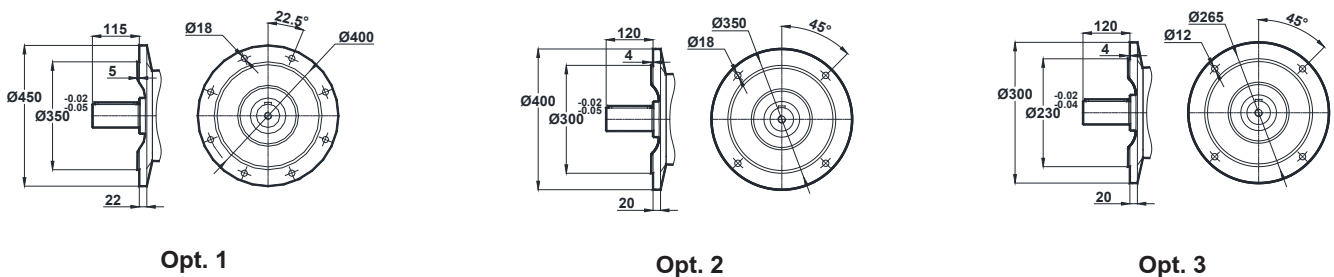



NN575-A.. / B..
NN576-A.. / B..



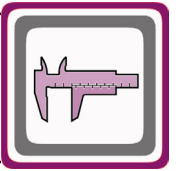
IEC	c1	c2	s1	m	m1	m2	i1	u	k	d1	t1	e1
63/B5	4	5	9	115	140	95	246.5	12	717.5	11	4	12.8
71/B5	4	8.5	11	130	160	110	217.5	12	688.5	14	5	16.3
71/B14	3	8.5	7	85	105	70	217.5	10	688.5	14	5	16.3

Opsiyonel Flanş Ölçüleri / Optional Flange Dimensions / Auswählbare Flanschabmessungen



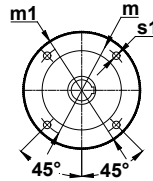
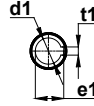
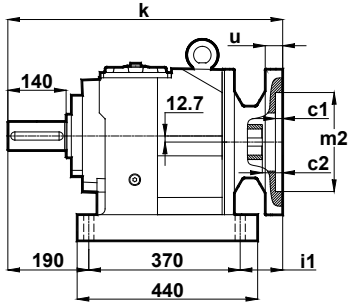
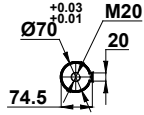


Ölçü Sayfaları Dimension Pages Abmessungsseiten

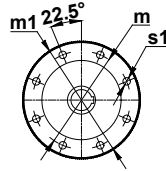


-Mil ucu çektirme deliği DIN 332 sayfa 2 / Tapped center hole to DIN 332, sheet 2 / Zentrierung mit Gewinde DIN 332, Blatt 2

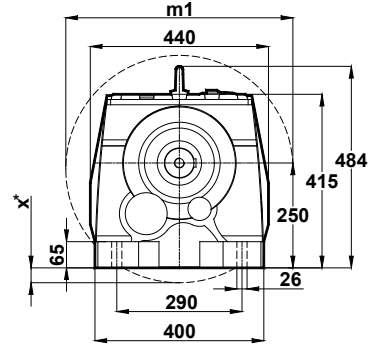
MN672-A.. / B.. MN673-A.. / B..



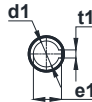
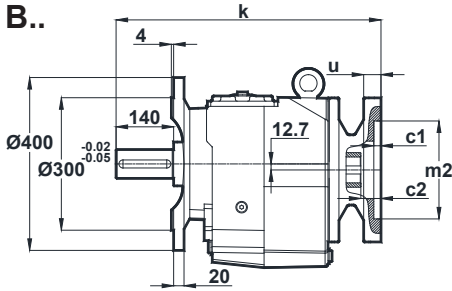
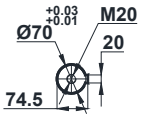
112 - 200 Tip / Type / Typ



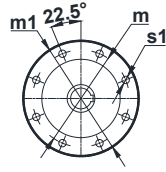
225 Tip / Type / Typ



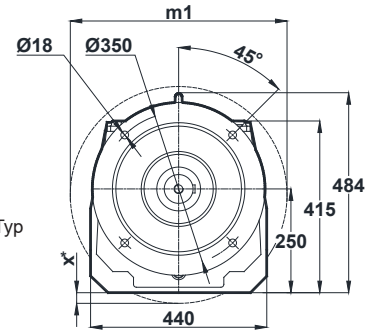
NN672-A.. / B.. NN673-A.. / B..



112 - 200 Tip / Type / Typ

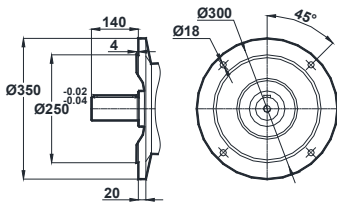


225 Tip / Type / Typ

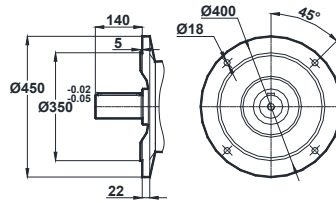


IEC	c1	c2	s1	m	m1	m2	i1	u	k	d1	t1	e1	x
112/B5	4.5	14.5	15	215	250	180	7.5	15	567.5	28	8	31.3	-
132/B5	4.5	9	15	265	300	230	22.5	15	582.5	38	10	41.3	-
160/B5	5.5	10	19	300	350	250	97.5	20	657.5	42	12	45.3	-
180/B5	5.5	10	19	300	350	250	97.5	20	657.5	48	14	51.8	-
200/B5	5.5	10	19	350	400	300	118	22	678	55	16	59.3	-
225/B5	5.5	10	19	400	450	350	171	24	731	60	18	64.4	-
132/B14	4.5	9	15	165	200	130	22.5	15	582.5	38	10	41.3	-

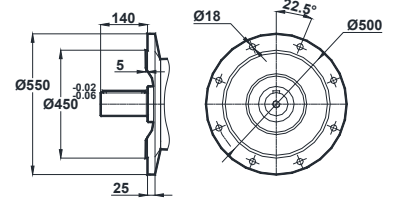
Opsiyonel Flanş Ölçüleri / Optional Flange Dimensions / Auswählbare Flanschabmessungen



Opt. 1




Opt. 2

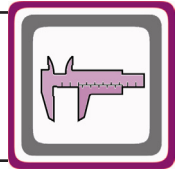


Opt. 3

x: Motor, ayak bağlantı yüzeyinin altında ise / x: If Motor is lower than foot mounting plane / x: Wenn der Motor unter der Fußmontageebene ist

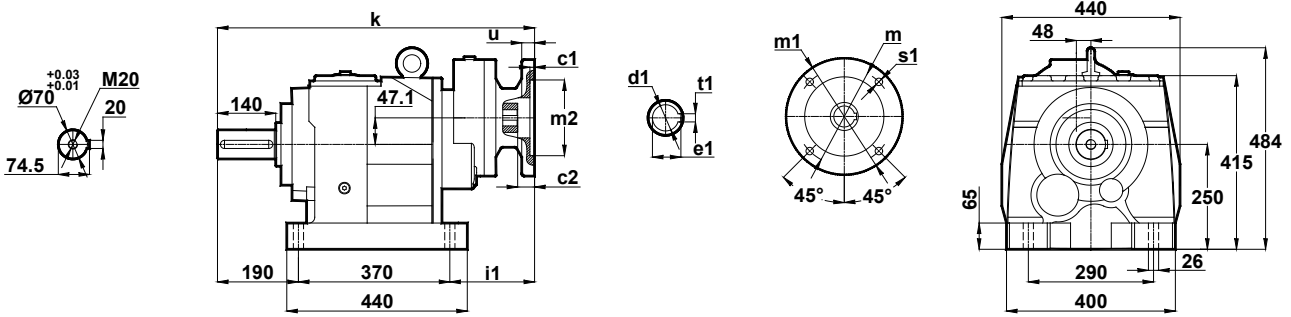


Ölçü Sayfaları Dimension Pages Abmessungsseiten

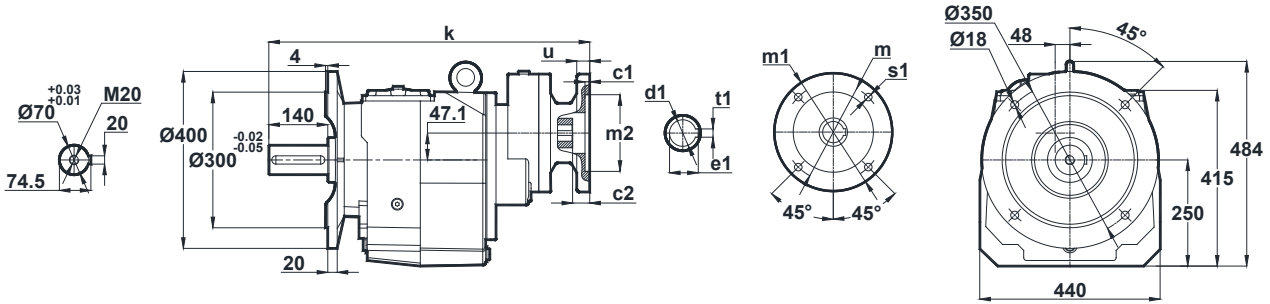


-Mil ucu çektirme deliği DIN 332 sayfa 2 / Tapped center hole to DIN 332, sheet 2 / Zentrierung mit Gewinde DIN 332, Blatt 2

MN674-A.. MN674-B..

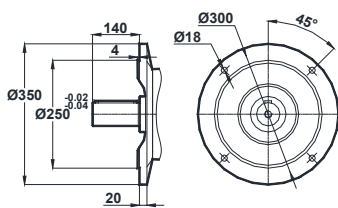


NN674-A.. NN674-B..

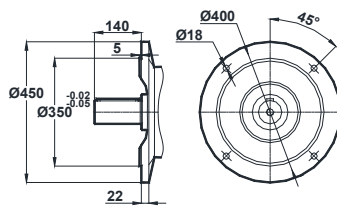


IEC	c1	c2	s1	m	m1	m2	i1	u	k	d1	t1	e1
80/B5	4	5	12	165	200	130	97.5	12	657.5	19	6	21.8
90/B5	4	5	12	165	200	130	97.5	12	657.5	24	8	27.3
90/B14	4	5	9	115	140	95	97.5	12	657.5	24	8	27.3

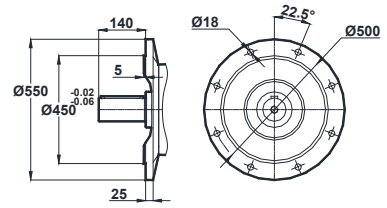
Opsiyonel Flanş Ölçüleri / Optional Flange Dimensions / Auswählbare Flanschabmessungen




Opt. 1



Opt. 2



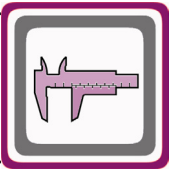
Opt. 3



Ölçü Sayfaları

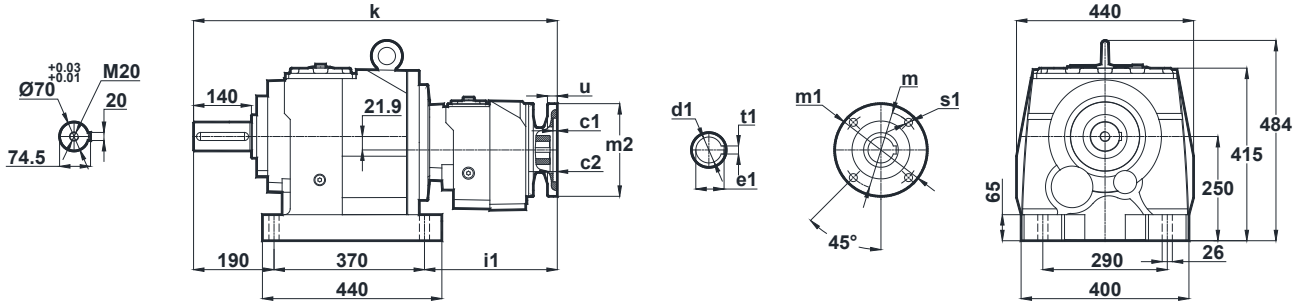
Dimension Pages

Abmessungsseiten

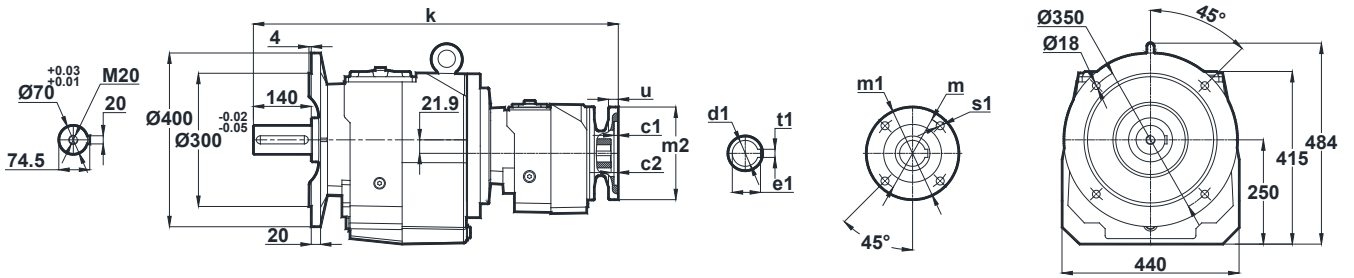


-Mil ucu çektirme deliği DIN 332 sayfa 2 / Tapped center hole to DIN 332, sheet 2 / Zentrierung mit Gewinde DIN 332, Blatt 2

MN675-A.. / B..
MN676-A.. / B..

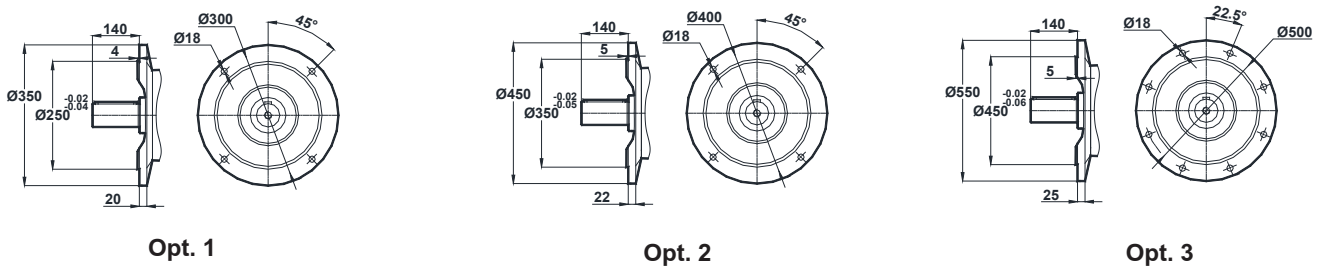



NN675-A.. / B..
NN676-A.. / B..



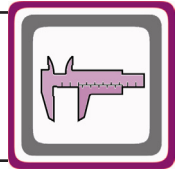
IEC	c1	c2	s1	m	m1	m2	i1	u	k	d1	t1	e1
71/B5	4	9	11	130	160	110	248	12	808	14	5	16.3
80/B5	4	9	12	165	200	130	248	12	808	19	6	21.8
80/B14	4	9	7	100	120	80	248	12	808	19	6	21.8

Opsiyonel Flanş Ölçüleri / Optional Flange Dimensions / Auswählbare Flanschabmessungen



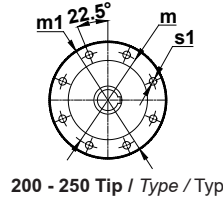
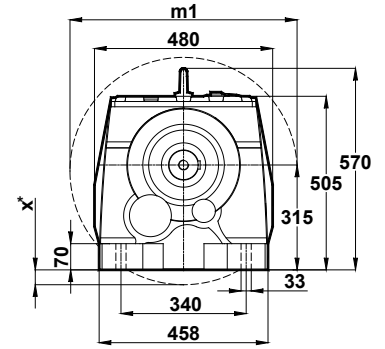
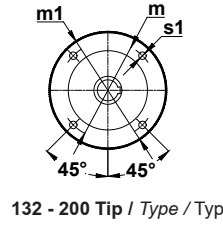
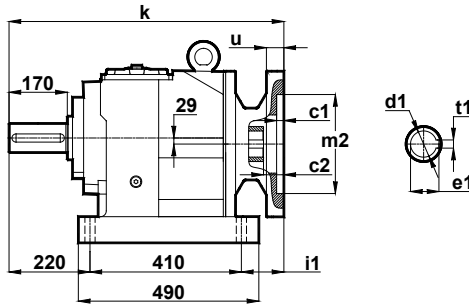
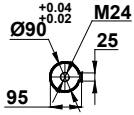


Ölçü Sayfaları Dimension Pages Abmessungsseiten

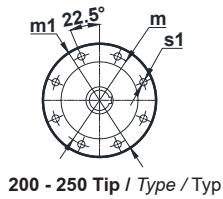
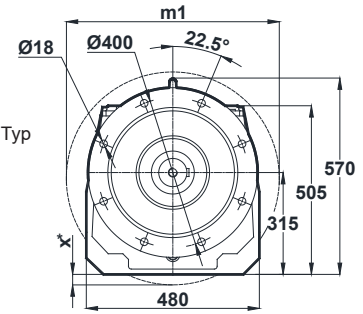
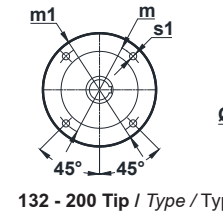
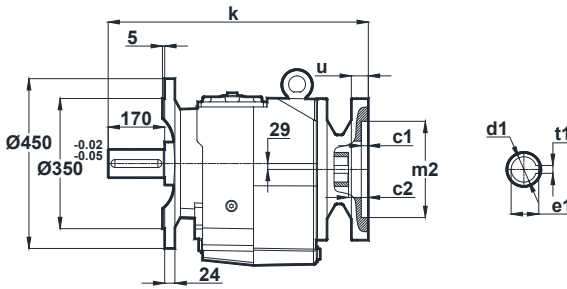
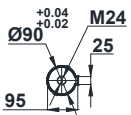


-Mil ucu çektirme deliği DIN 332 sayfa 2 / Tapped center hole to DIN 332, sheet 2 / Zentrierung mit Gewinde DIN 332, Blatt 2

MN772-A.. MN773-A..

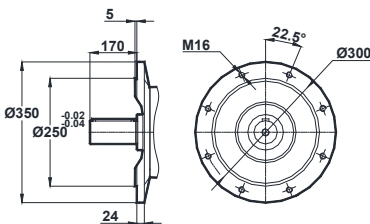


NN772-A.. NN773-A..

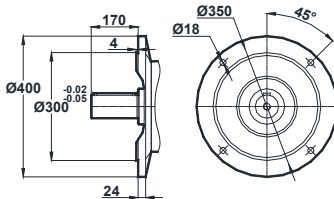


IEC	c1	c2	s1	m	m1	m2	i1	u	k	d1	t1	e1	x
132/B5	4.5	15	15	265	300	230	37.5	15	667.5	38	10	41.3	-
160/B5	5.5	10	19	300	350	250	107	20	737	42	12	45.3	-
180/B5	5.5	10	19	300	350	250	107	20	737	43	14	51.8	-
200/B5	5.5	10	19	350	400	300	129	20	759	55	16	59.3	-
225/B5	5.5	10	19	400	450	350	182	24	812	60	18	64.4	-
250/B5	5.5	10	19	500	550	450	182	24	812	65	18	69.4	-

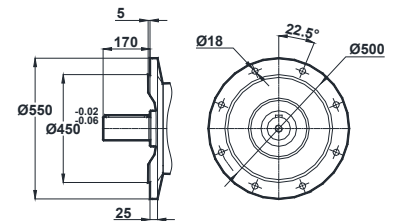
Opsiyonel Flanş Ölçüleri / Optional Flange Dimensions / Auswählbare Flanschabmessungen



Opt. 1




Opt. 2



Opt. 3

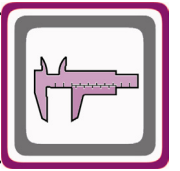
x: Motor, ayak bağlantı yüzeyinin altında ise / x: If Motor is lower than foot mounting plane / x: Wenn der Motor unter der Fußmontageebene ist



Ölçü Sayfaları

Dimension Pages

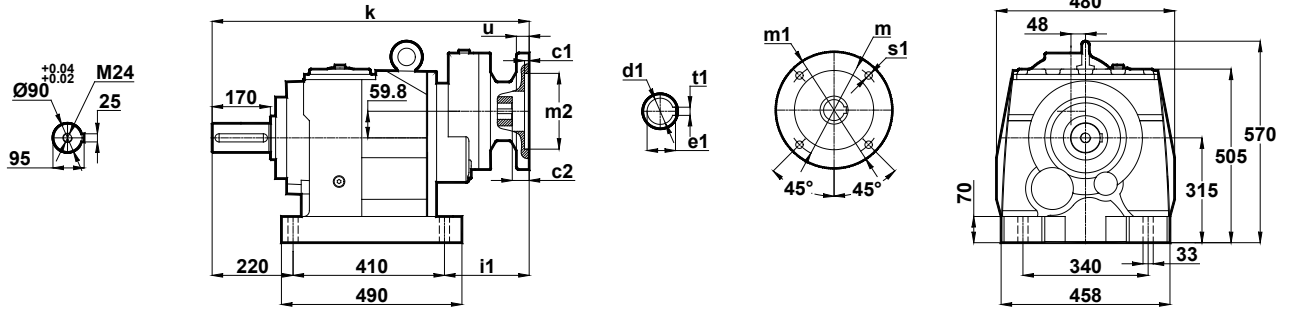
Abmessungsseiten



-Mil ucu çektirme deliği DIN 332 sayfa 2 / Tapped center hole to DIN 332, sheet 2 / Zentrierung mit Gewinde DIN 332, Blatt 2

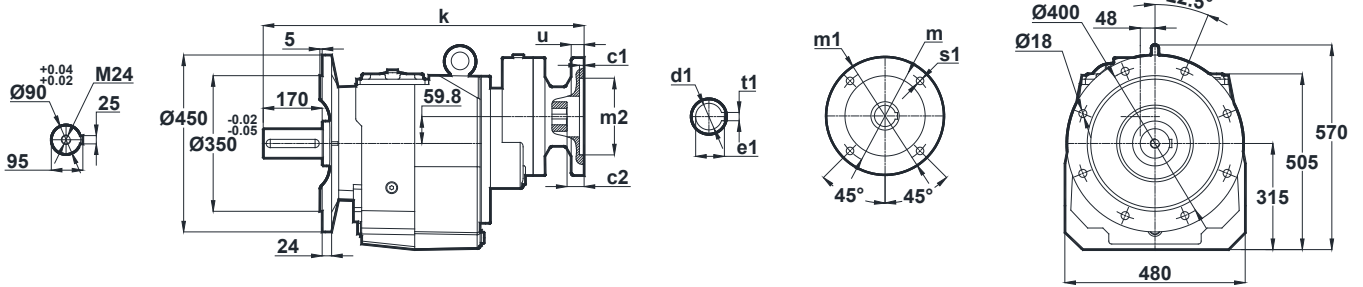
MN774-A..

MN774-B..



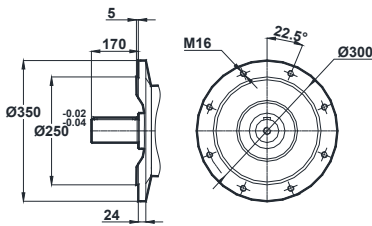
NN774-A..

NN774-B..

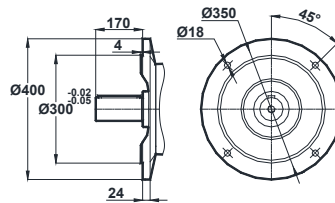


IEC	c1	c2	s1	m	m1	m2	i1	u	k	d1	t1	e1
80/B5	4	5	12	165	200	130	112.5	12	742.5	19	6	21.8
90/B5	4	5	12	165	200	130	112.5	12	742.5	24	8	27.3
100/B5	4.5	9	15	215	250	180	131	15	761	28	8	31.3
90/B14	4	5	9	115	140	95	112.5	12	742.5	24	8	27.3
100/B14	4	9	9	130	160	110	131	15	761	28	8	31.3

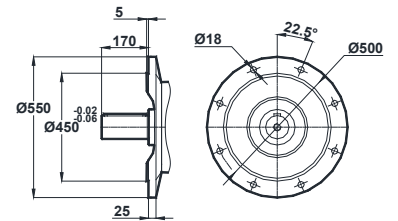
Opsiyonel Flanş Ölçüleri / Optional Flange Dimensions / Auswählbare Flanschabmessungen




Opt. 1



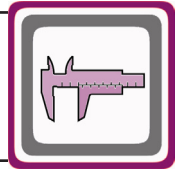
Opt. 2



Opt. 3

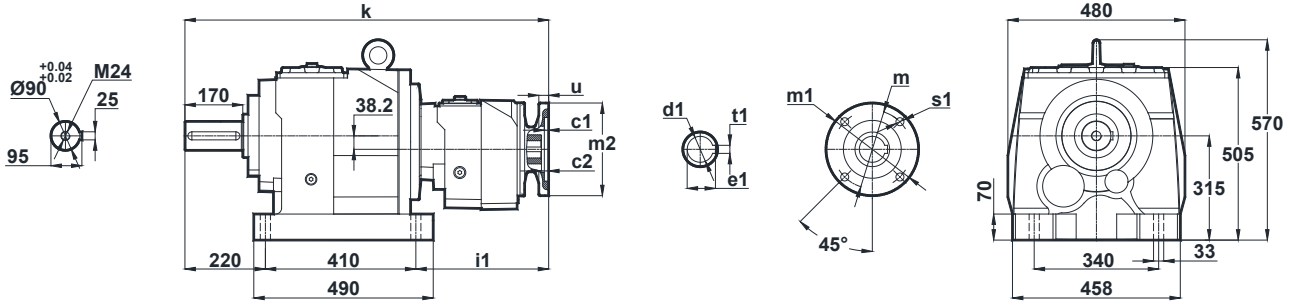


Ölçü Sayfaları Dimension Pages Abmessungenseiten

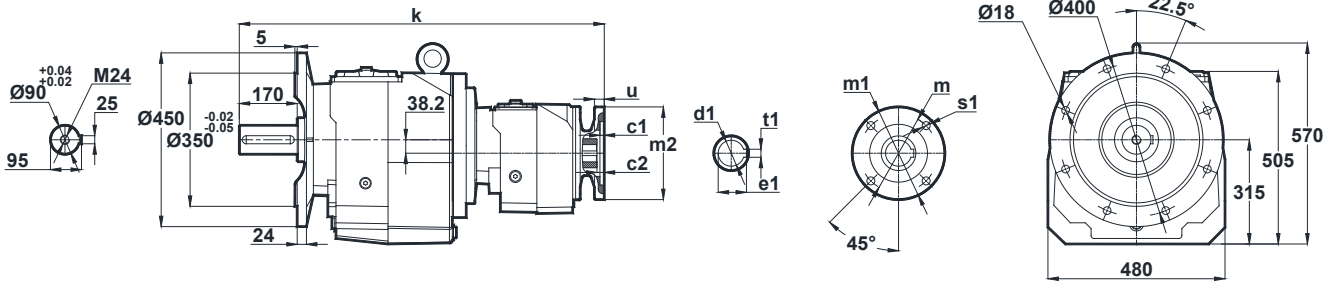


-Mil ucu çektirme deliği DIN 332 sayfa 2 / Tapped center hole to DIN 332, sheet 2 / Zentrierung mit Gewinde DIN 332, Blatt 2

**MN775-A.. / B..
MN776-A.. / B..**

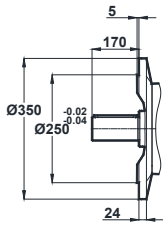


**NN775-A.. / B..
NN776-A.. / B..**

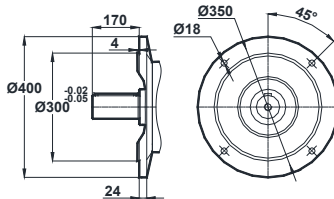


IEC	c1	c2	s1	m	m1	m2	i1	u	k	d1	t1	e1
71/B5	4	9	11	130	160	110	266	12	896	14	5	16.3
80/B5	4	9	12	165	200	130	266	12	869	19	6	21.8
90/B5	4	9	12	165	200	130	266	12	896	24	8	27.3
80/B14	4	9	7	100	120	80	266	12	896	19	6	21.8
90/B14	4	9	9	115	140	95	266	12	896	24	8	26.3

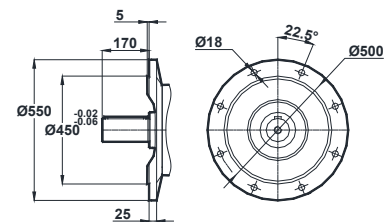
Opsiyonel Flanş Ölçüleri / Optional Flange Dimensions / Auswählbare Flanschabmessungen




Opt. 1



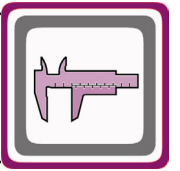
Opt. 2



Opt. 3

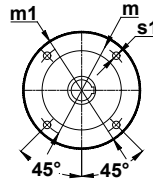
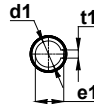
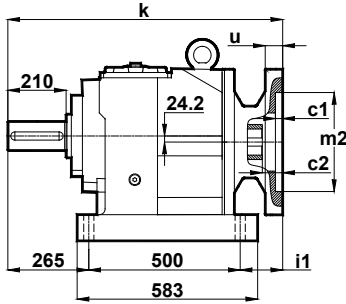
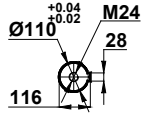


Ölçü Sayfaları Dimension Pages Abmessungsseiten

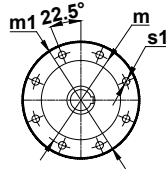


-Mil ucu çektirme deliği DIN 332 sayfa 2 / Tapped center hole to DIN 332, sheet 2 / Zentrierung mit Gewinde DIN 332, Blatt 2

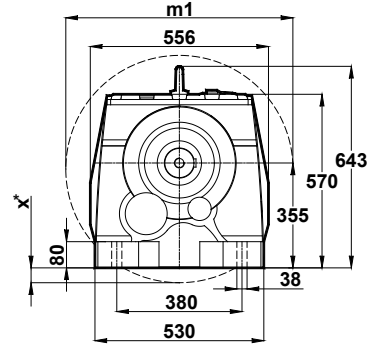
MN872-A.. MN873-A..



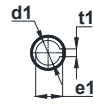
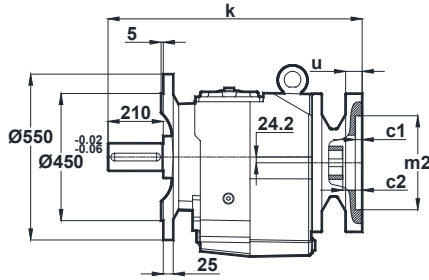
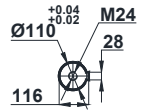
160 - 200 Tip / Type / Typ



225 - 280 Tip / Type / Typ



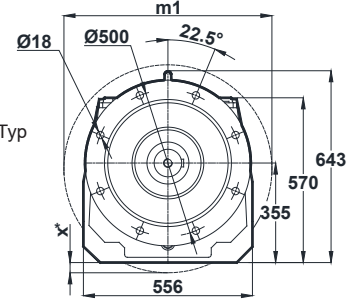
NN872-A.. NN873-A..



160 - 200 Tip / Type / Typ

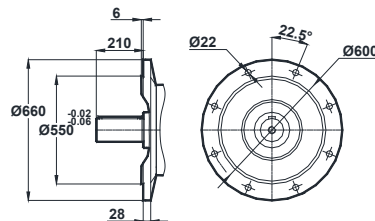


225 - 280 Tip / Type / Typ




IEC	c1	c2	s1	m	m1	m2	i1	u	k	d1	t1	e1	x
160/B5	5.5	10	19	300	350	250	158	20	923	42	12	45.3	-
180/B5	5.5	10	19	300	350	250	158	20	923	48	14	51.8	-
200/B5	5.5	10	19	350	400	300	158	22	923	55	16	59.3	-
225/B5	5.5	10	19	400	450	350	158	24	923	60	18	64.4	-
250/B5	5.5	10	19	500	550	450	158	24	923	65	18	69.4	-
280/B5	5.5	10	19	500	550	450	158	24	923	75	20	79.9	-

Opsiyonel Flanş Ölçüleri / Optional Flange Dimensions / Auswählbare Flanschabmessungen

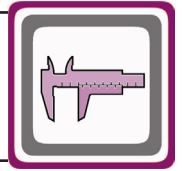


Opt. 1

x: Motor, ayak bağlantı yüzeyinin altında ise / x: If Motor is lower than foot mounting plane / x: Wenn der Motor unter der Fußmontageebene ist

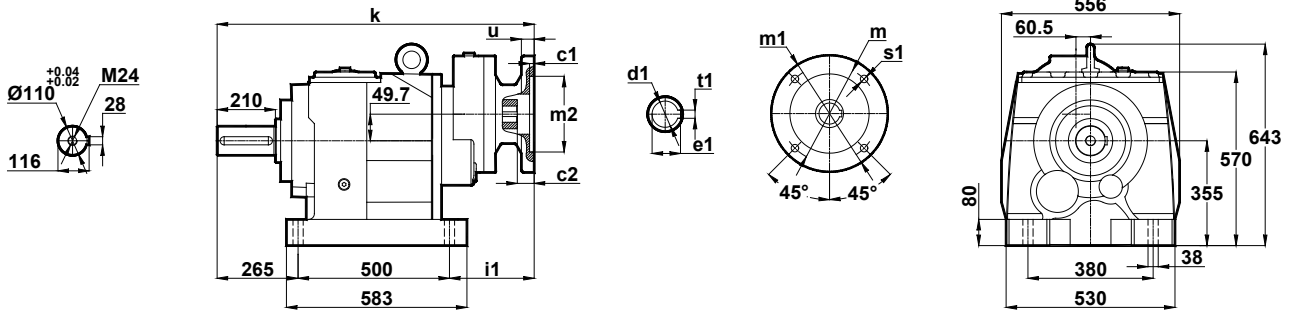


Ölçü Sayfaları Dimension Pages Abmessungenseiten

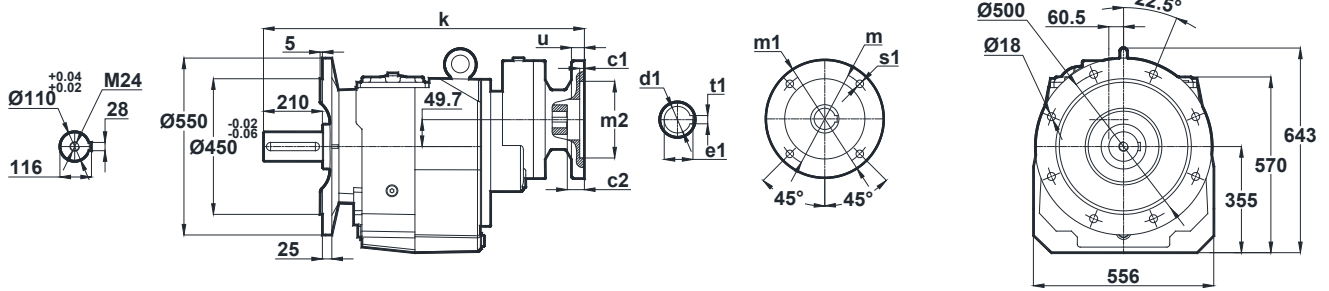


-Mil ucu çekirtme deliği DIN 332 sayfa 2 / Tapped center hole to DIN 332, sheet 2 / Zentrierung mit Gewinde DIN 332, Blatt 2

MN874-A.. MN874-B..

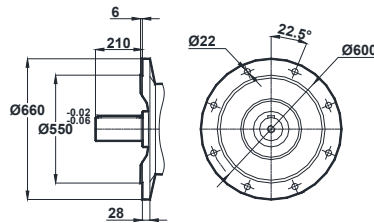


NN874-A.. NN874-B..




IEC	c1	c2	s1	m	m1	m2	i1	u	k	d1	t1	e1
100/B5	4.5	9	15	215	250	180	130.5	15	895.5	28	8	31.3
112/B5	4.5	9	15	215	250	180	130.5	15	895.5	28	8	31.3
132/B5	4.5	9	15	265	300	230	151.5	15	916.5	38	10	41.3
132/B14	4.5	9	11	165	200	130	151.5	15	916.5	38	10	41.3

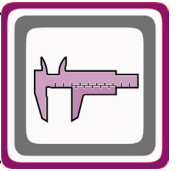
Opsiyonel Flanş Ölçüleri / Optional Flange Dimensions / Auswählbare Flanschabmessungen



Opt. 1

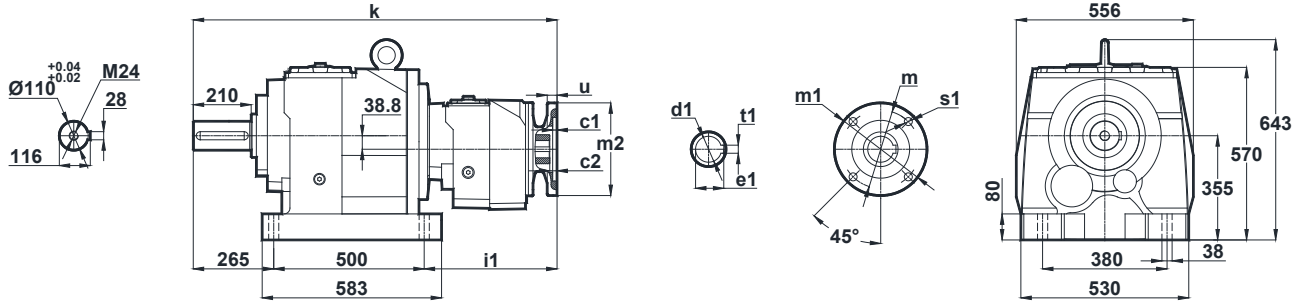


Ölçü Sayfaları Dimension Pages Abmessungsseiten

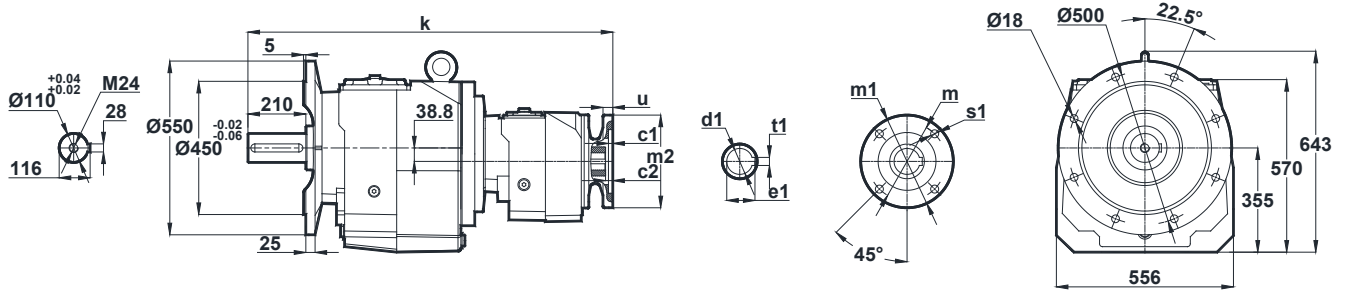


-Mil ucu çektirme deliği DIN 332 sayfa 2 / Tapped center hole to DIN 332, sheet 2 / Zentrierung mit Gewinde DIN 332, Blatt 2

**MN875-A.. / B..
MN876-A.. / B..**

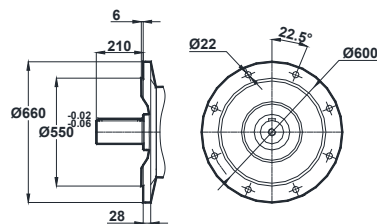


**NN875-A.. / B..
NN876-A.. / B..**




IEC	c1	c2	s1	m	m1	m2	i1	u	k	d1	t1	e1
71/B5	4	9	11	130	160	110	248	12	1013	14	5	16.3
80/B5	4	9	12	165	200	130	248	12	1013	19	6	21.8
90/B5	4	9	12	165	200	130	248	12	1013	24	8	27.3
100/B5	4.5	9	15	215	250	180	265	15	1030	28	8	31.3
80/B14	4	9	7	100	120	80	248	12	1013	19	8	21.8
90/B14	4	9	9	115	140	95	248	12	1013	24	8	26.3
100/B14	4	9	9	130	160	110	265	15	1030	28	8	31.3

Opsiyonel Flanş Ölçüleri / Optional Flange Dimensions / Auswählbare Flanschabmessungen



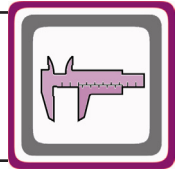
Opt. 1



Ölçü Sayfaları

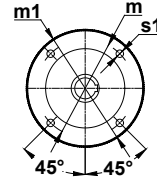
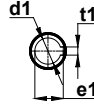
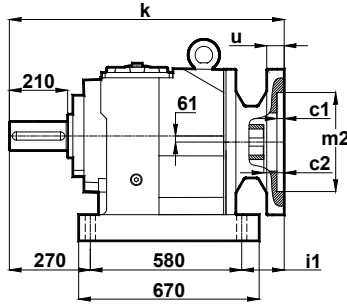
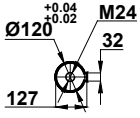
Dimension Pages

Abmessungsseiten

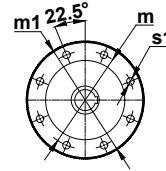


-Mil ucu çekirme deliği DIN 332 sayfa 2 / Tapped center hole to DIN 332, sheet 2 / Zentrierung mit Gewinde DIN 332, Blatt 2

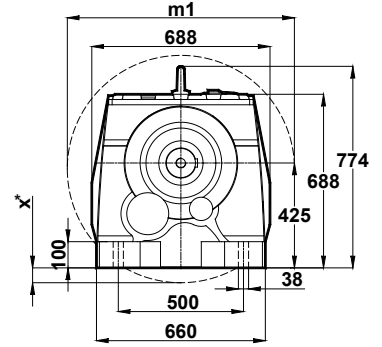
MN972-A.. MN973-A..



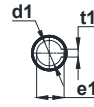
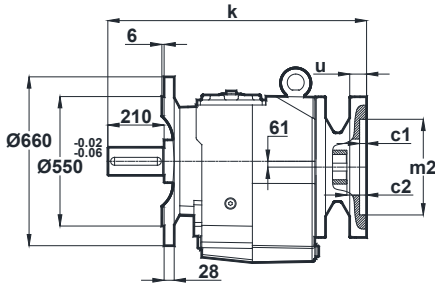
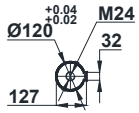
160 - 200 Tip / Type / Typ



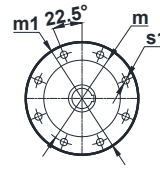
225 - 315 Tip / Type / Typ



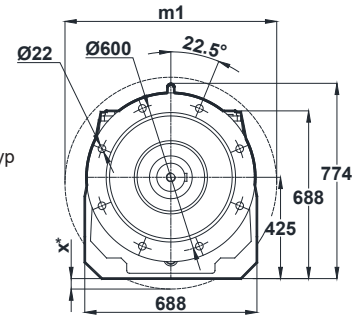
NN972-A.. NN973-A..



160 - 200 Tip / Type / Typ




225 - 315 Tip / Type / Typ



IEC	c1	c2	s1	m	m1	m2	i1	u	k	d1	t1	e1	x
160/B5	5.5	10	19	300	350	250	60.5	20	910.5	42	12	45.3	-
180/B5	5.5	10	19	300	350	250	60.5	20	910.5	48	14	51.8	-
200/B5	5.5	10	19	350	400	300	84.5	22	934.5	55	16	59.3	-
225/B5	5.5	10	19	400	450	350	126.5	24	976.5	60	18	64.4	-
250/B5	5.5	10	19	500	550	450	178.5	24	998.5	65	18	69.4	-
280/B5	5.5	10	19	500	550	450	178.5	24	998.5	75	20	79.9	-
315/B5	6.5	15	24	660	600	550	228.5	24	1078.5	85	22	90.4	-

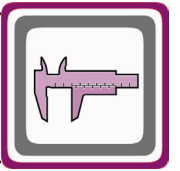
x: Motor, ayak bağlantı yüzeyinin altında ise / x: If Motor is lower than foot mounting plane / x: Wenn der Motor unter der Fußmontageebene ist



Ölçü Sayfaları

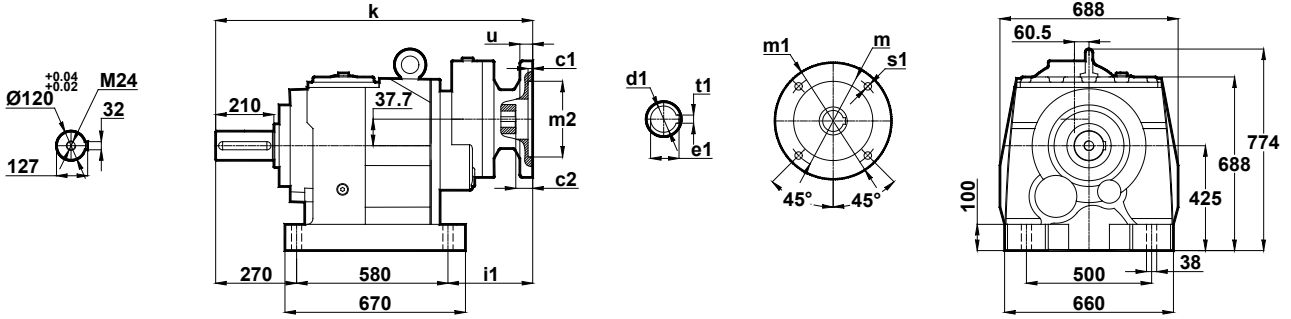
Dimension Pages

Abmessungsseiten

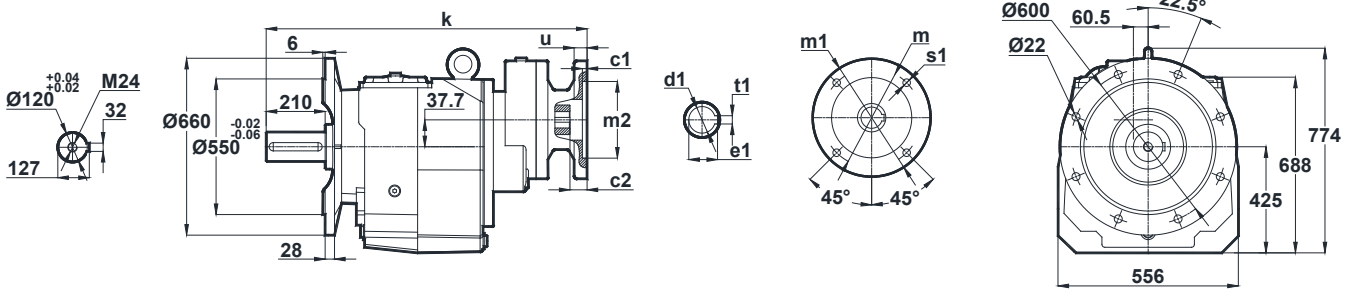


-Mil ucu çektirme deliği DIN 332 sayfa 2 / Tapped center hole to DIN 332, sheet 2 / Zentrierung mit Gewinde DIN 332, Blatt 2


MN974-A.. MN974-B..



NN974-A.. NN974-B..



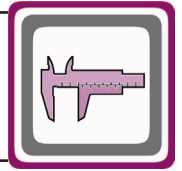
IEC	c1	c2	s1	m	m1	m2	i1	u	k	d1	t1	e1
100/B5	4.5	14.5	15	215	250	180	149	15	999	28	8	31.3
112/B5	4.5	14.5	15	215	250	180	149	15	999	28	8	31.3
132/B5	4.5	9	15	265	300	230	164	15	1014	38	10	41.3
132/B14	4.5	9	15	165	200	130	164	15	1014	38	10	41.3



Ölçü Sayfaları

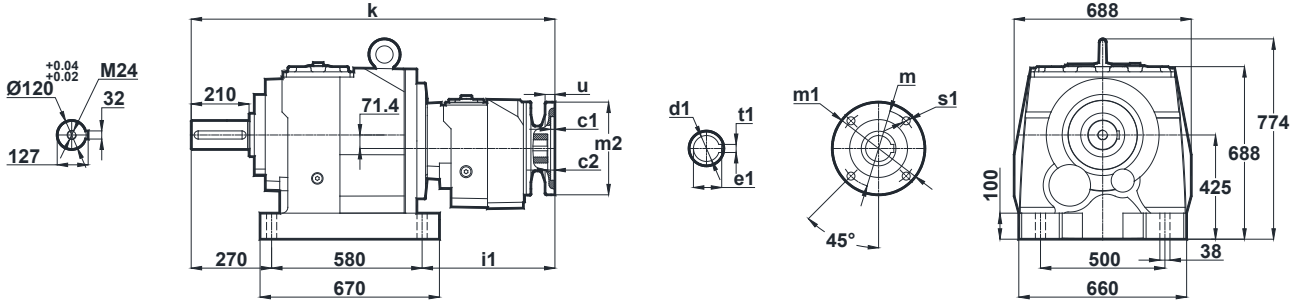
Dimension Pages

Abmessungsseiten

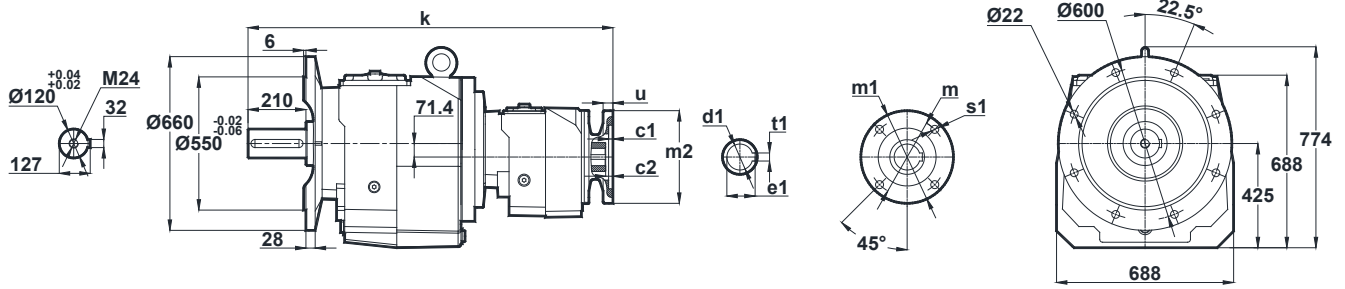


-Mil ucu çekirme deliği DIN 332 sayfa 2 / Tapped center hole to DIN 332, sheet 2 / Zentrierung mit Gewinde DIN 332, Blatt 2


MN975-A.. / B..
MN976-A.. / B..



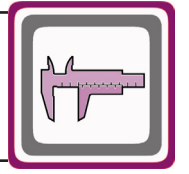
NN975-A.. / B..
NN976-A.. / B..



IEC	c1	c2	s1	m	m1	m2	i1	u	k	d1	t1	e1
80/B5	4	5	12	165	200	130	285	12	1135	19	6	12.8
90/B5	4	5	12	165	200	130	285	12	1135	24	8	27.3
100/B5	4.5	9	15	215	250	180	303.5	15	1153.5	28	8	31.3
112/B5	4.5	9	15	215	250	180	303.5	15	1153.5	28	8	31.3
132/B5	4.5	6	15	265	300	230	322	15	1172	38	10	41.3
90/B14	4	5	9	115	140	95	285	12	1135	24	8	27.3
100/B14	4	9	9	130	160	110	303.5	15	1153.5	28	8	31.3
112/B14	4	9	9	130	160	110	303.5	15	1153.5	28	8	31.3
132/B14	4.5	6	11	165	200	130	322	15	1172	38	10	41.3

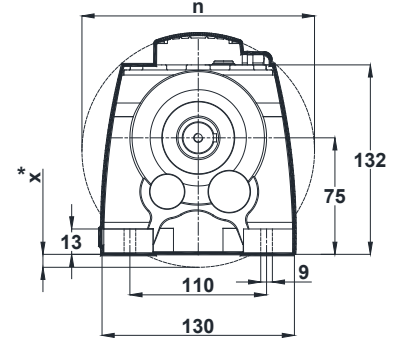
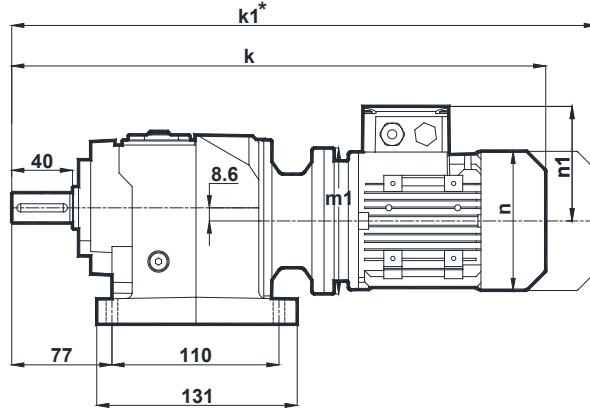
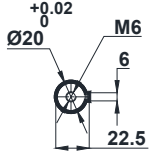


Ölçü Sayfaları Dimension Pages Abmessungsseiten

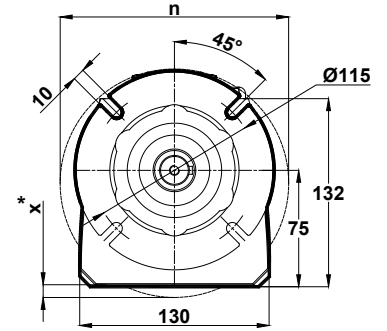
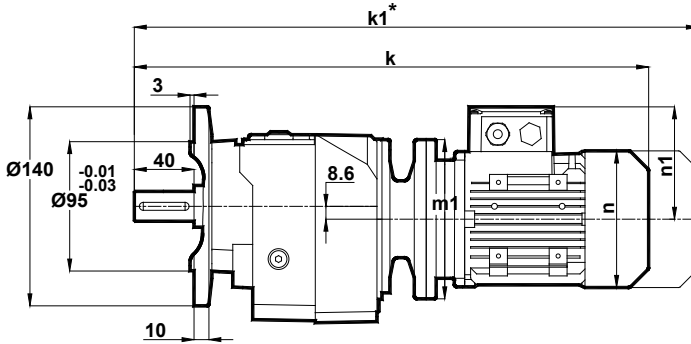
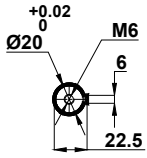


-Mil ucu çektirme deliği DIN 332 sayfa 2 / Tapped center hole to DIN 332, sheet 2 / Zentrierung mit Gewinde DIN 332, Blatt 2

MV002 MV003

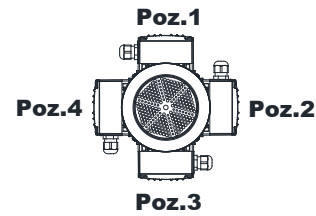


NV002 NV003



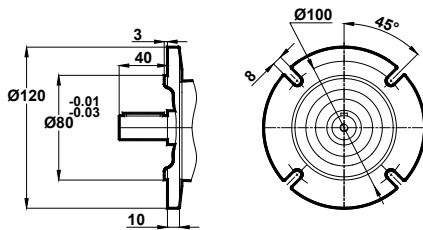
Motor Büyüklüğü / Motor Size / Motorbaugroße					
IEC	63/B5 63/B14	71/B5 71/B14	80/B5 80/B14	90S/B5 90S/B14	90L/B5 90L/B14
k	407	426.5	464.5	505.5	505.5
k1	468	517.5	557.5	609	609
n / n1	121 / 97	137 / 112	155 / 121	176 / 132	176 / 132
m1 (B5)	140	160	200	200	200
m1 (B14)	90	105	120	140	140
x (B5)	4	14	34	34	34

Klemens Kutusu / Terminal Box / Klemmenkasten

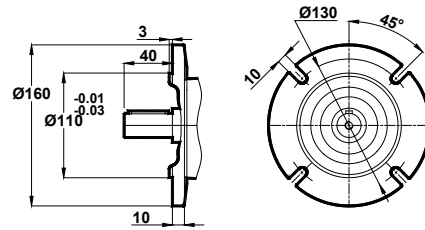


63-71-80-90

Opsiyonel Flanş Ölçüleri / Optional Flange Dimensions / Auswählbare Flanschabmessungen




Opt. 1



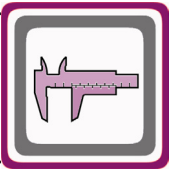
Opt. 2

* " k1 " Ölçüsü frenli redüktörlere aittir. Dimension " k1 " is for motors with brake. Maße " k1 " ist für Bremsenmotoren.

x: Motor, ayak bağlantı yüzeyinin altında ise / x: If Motor is lower than foot mounting plane / x: Wenn der Motor unter der Fußmontageebene ist

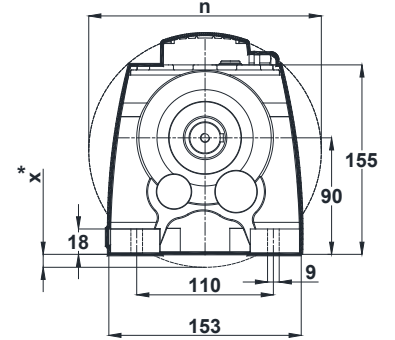
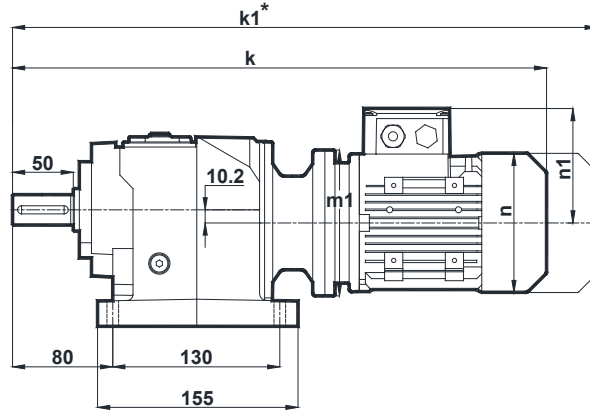
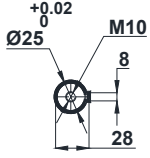


Ölçü Sayfaları Dimension Pages Abmessungsseiten

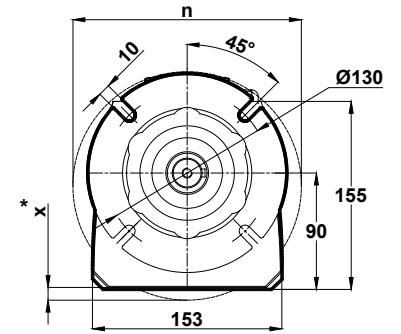
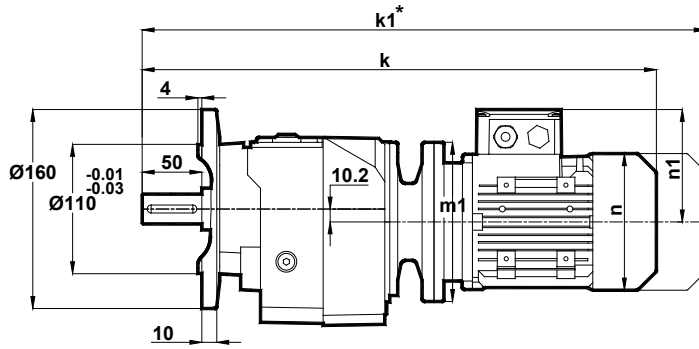
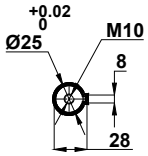


-Mil ucu çektirme deliği DIN 332 sayfa 2 / Tapped center hole to DIN 332, sheet 2 / Zentrierung mit Gewinde DIN 332, Blatt 2

MV102 MV103

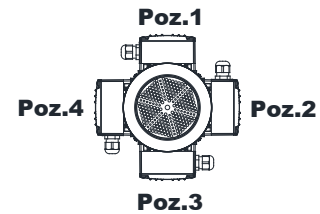


NV102 NV103



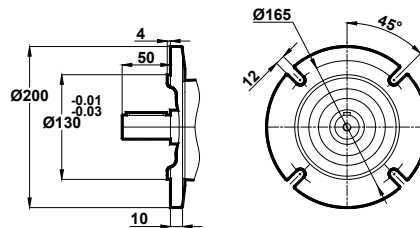
Motor Büyüklüğü / Motor Size / Motorbaugroße					
IEC	63/B5 63/B14	71/B5 71/B14	80/B5 80/B14	90S/B5 90S/B14	90L/B5 90L/B14
k	431	450.5	488.5	529.5	529.5
k1	492	541.5	581.5	633	633
n / n1	121 / 97	137 / 112	155 / 121	176 / 132	176 / 132
m1 (B5)	140	160	200	200	200
m1 (B14)	90	105	120	140	140
x (B5)	-	1	21	21	21

Klemens Kutusu / Terminal Box / Klemmenkasten



63-71-80-90


Opsiyonel Flanş Ölçüleri / Optional Flange Dimensions / Auswählbare Flanschabmessungen



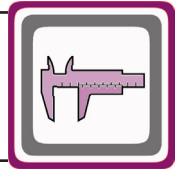
Opt. 1

* "k1" Ölçüsü frenli redüktörlere aittir. Dimension "k1" is for motors with brake. Maße "k1" ist für Bremsenmotoren.

x: Motor, ayak bağlantı yüzeyinin altında ise / x: If Motor is lower than foot mounting plane / x: Wenn der Motor unter der Fußmontageebene ist

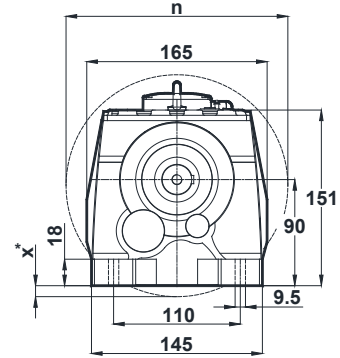
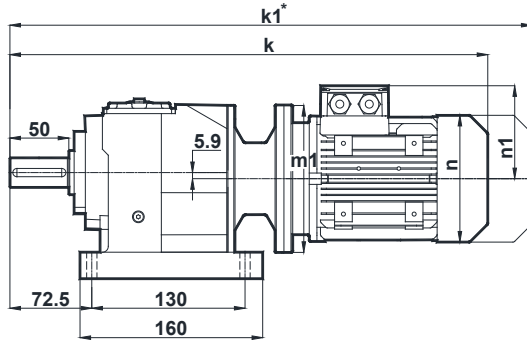
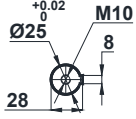


Ölçü Sayfaları Dimension Pages Abmessungsseiten

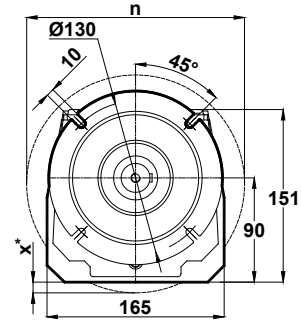
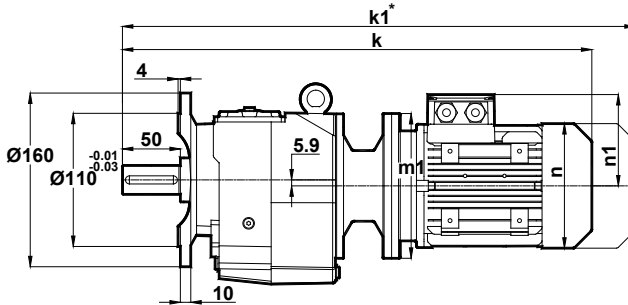
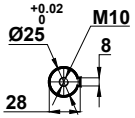


-Mil ucu çektirme deliği DIN 332 sayfa 2 / Tapped center hole to DIN 332, sheet 2 / Zentrierung mit Gewinde DIN 332, Blatt 2

MV172 MV173

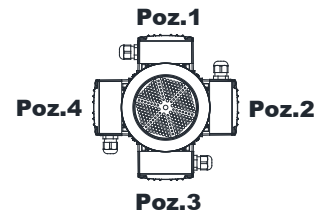


NV172 NV173



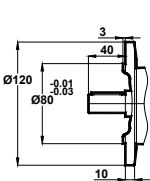
Motor Büyüklüğü / Motor Size / Motorbaugröße							
IEC	63/B5 63/B14	71/B5 71/B14	80/B5 80/B14	90S/B5 90S/B14	90L/B5 90L/B14	100L/B5 100L/B14	112M/B5 112M/B14
k	434	453.5	491.5	532.5	532.5	579	599.5
k1	495	544.5	584.5	636	636	687.5	704
n / n1	121 / 97	137 / 112	155 / 121	176 / 132	176 / 132	193 / 147	215 / 158
m1 (B5)	140	160	200	200	200	250	250
m1 (B14)	-	105	120	140	140	160	160
x (B5)	-	-	16	16	16	41	41

Klemens Kutusu / Terminal Box / Klemmenkasten

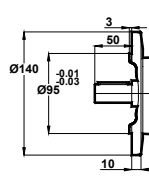
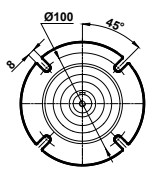


63-71-80-90-100-112

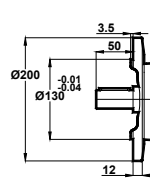
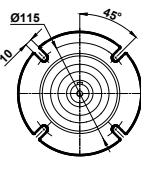
Opsiyonel Flanş Ölçüleri / Optional Flange Dimensions / Auswählbare Flanschabmessungen



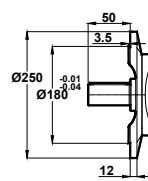
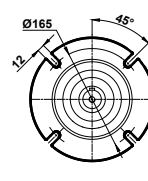
Opt. 1



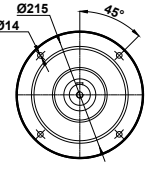
Opt. 2



Opt. 3




Opt. 4

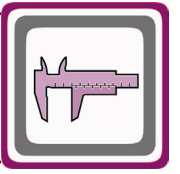


* " k1 " Ölçüsü frenli redüktörlere aittir. Dimension " k1 " is for motors with brake. Maße " k1 " ist für Bremsenmotoren.

x: Motor, ayak bağlantı yüzeyinin altında ise / x: If Motor is lower than foot mounting plane / x: Wenn der Motor unter der Fußmontageebene ist

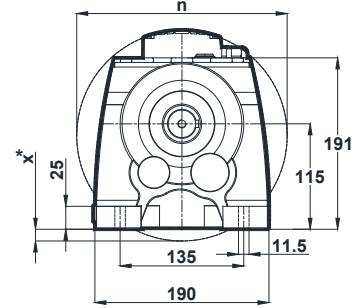
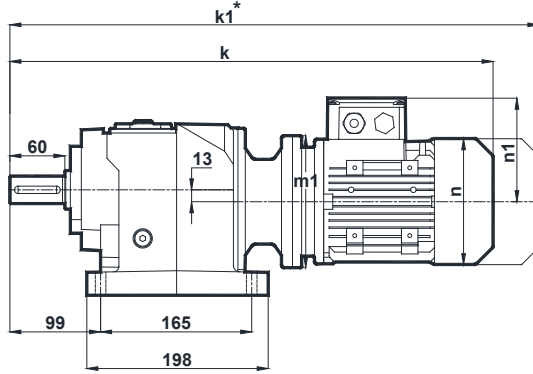
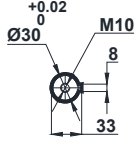


Ölçü Sayfaları Dimension Pages Abmessungsseiten

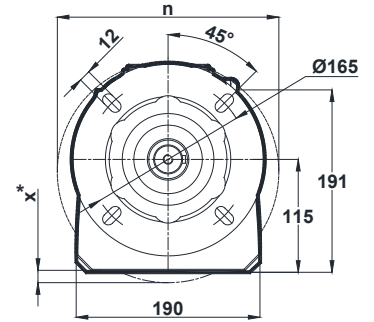
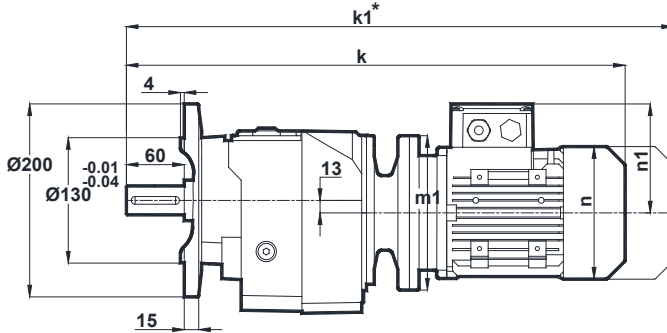
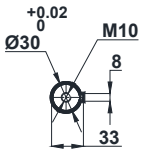


-Mil ucu çektirme deliği DIN 332 sayfa 2 / Tapped center hole to DIN 332, sheet 2 / Zentrierung mit Gewinde DIN 332, Blatt 2

MV202 MV203

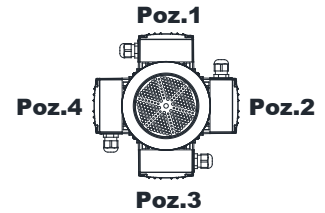


NV202 NV203



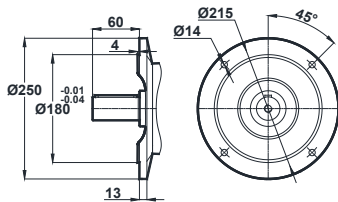
Motor Büyüklüğü / Motor Size / Motorbaugroße							
IEC	63/B5	71/B5 71/B14	80/B5 80/B14	90S/B5 90S/B14	90L/B5 90L/B14	100L/B5 100L/B14	112M/B5 112M/B14
k	515.5	504.5	556.5	597.5	597.5	626	646.5
k1	576.5	595.5	649.5	701	701	734.5	751
n / n1	121 / 97	137 / 112	155 / 121	176 / 132	176 / 132	193 / 147	215 / 158
m1 (B5)	140	160	200	200	200	250	250
m1 (B14)	-	105	120	140	140	160	160
x (B5)	-	-	-	-	-	23	23

Klemens Kutusu / Terminal Box / Klemmenkasten

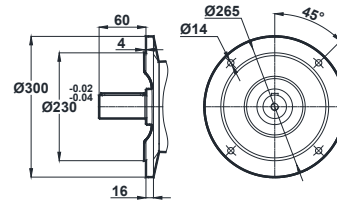


63-71-80-90-100-112

Opsiyonel Flanş Ölçüleri / Optional Flange Dimensions / Auswählbare Flanschabmessungen




Opt. 1



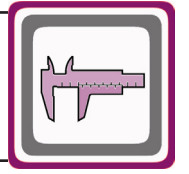
Opt. 2

* "k1" Ölçüsü frenli redüktörlere aittir. Dimension "k1" is for motors with brake. Maße "k1" ist für Bremsenmotoren.

x: Motor, ayak bağlantı yüzeyinin altında ise / x: If Motor is lower than foot mounting plane / x: Wenn der Motor unter der Fußmontageebene ist

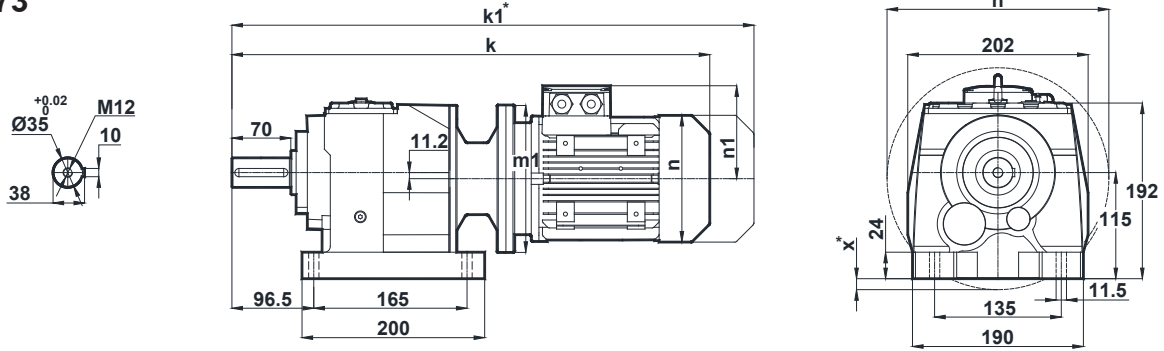


Ölçü Sayfaları Dimension Pages Abmessungsseiten

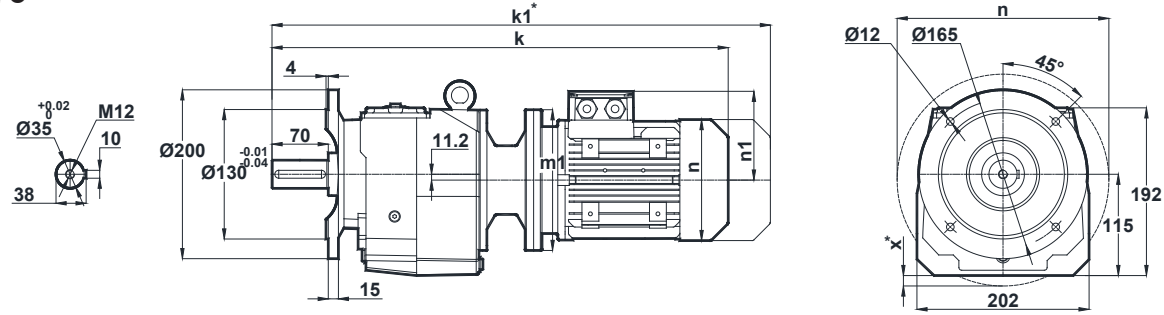


-Mil ucu çektirme deliği DIN 332 sayfa 2 / Tapped center hole to DIN 332, sheet 2 / Zentrierung mit Gewinde DIN 332, Blatt 2

MV272 MV273

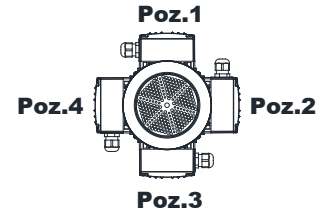


NV272 NV273



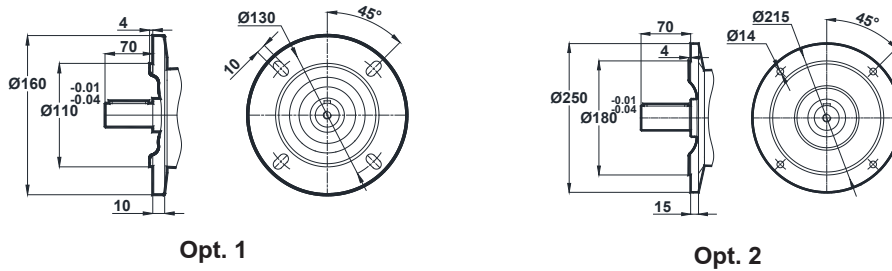
Motor Büyüklüğü / Motor Size / Motorbaugroße									
IEC	63/B5	71/B5 71/B14	80/B5 80/B14	90S/B5 90S/B14	90L/B5 90L/B14	100L/B5 100L/B14	112M/B5 112M/B14	132S/B5 132S/B14	132M/B5 132M/B14
k	516.5	505.5	557.5	598.5	598.5	627	647.5	778.5	778.5
k1	577.5	596.5	650.5	702	702	735.5	752	908.5	908.5
n / n1	121 / 97	137 / 112	155 / 121	176 / 132	176 / 132	193 / 147	215 / 158	257 / 179	257 / 179
m1 (B5)	140	160	200	200	200	250	250	300	300
m1 (B14)	-	105	120	140	140	160	160	200	200
x (B5)	-	-	-	-	-	22	22	47	47

Klemens Kutusu / Terminal Box / Klemmenkasten




63-71-80-90-100-112-132

Opsiyonel Flanş Ölçüleri / Optional Flange Dimensions / Auswählbare Flanschabmessungen

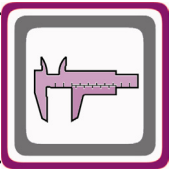


* " k1 " Ölçüsü frenli redüktörlere aittir. Dimension " k1 " is for motors with brake. Maße " k1 " ist für Bremsenmotoren.

x: Motor, ayak bağlantı yüzeyinin altında ise / x: If Motor is lower than foot mounting plane / x: Wenn der Motor unter der Fußmontageebene ist

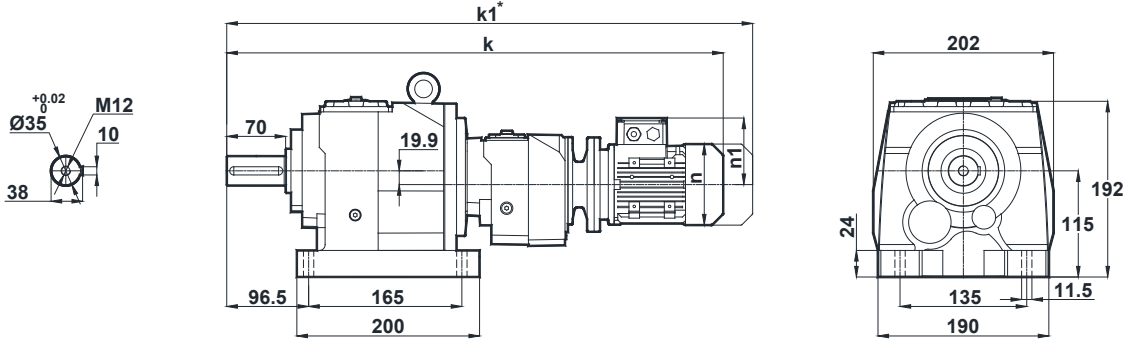


Ölçü Sayfaları Dimension Pages Abmessungsseiten

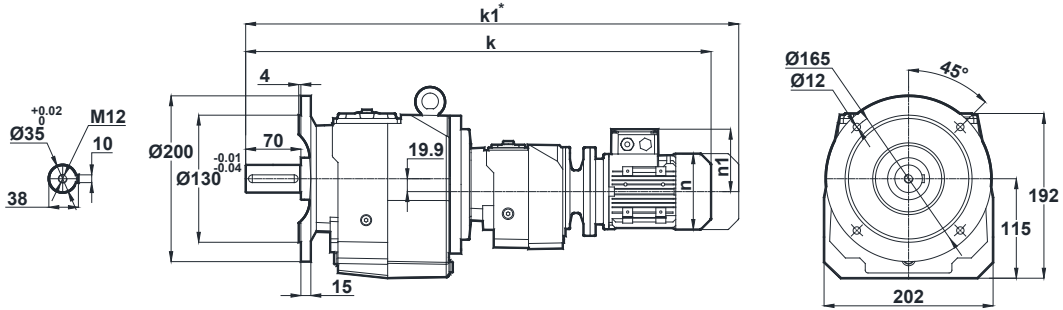


-Mil ucu çektirme deliği DIN 332 sayfa 2 / Tapped center hole to DIN 332, sheet 2 / Zentrierung mit Gewinde DIN 332, Blatt 2

MV275 MV276

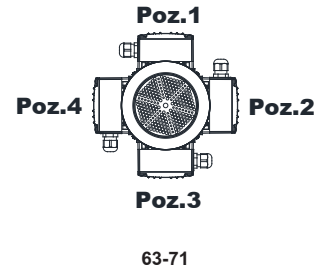


NV275 NV276

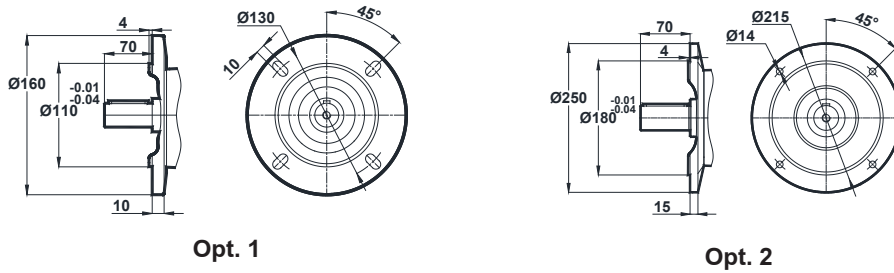


Motor Büyüklüğü / Motor Size / Motorbaugroße		
IEC	63/B5 63/B14	71/B5 71/B14
k	632	651.5
k1	693	742.5
n / n1	121 / 97	137 / 112
m1 (B5)	140	160
m1 (B14)	90	105


Klemens Kutusu / Terminal Box / Klemmenkasten



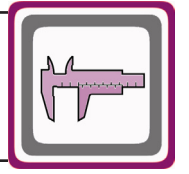
Opsiyonel Flanş Ölçüleri / Optional Flange Dimensions / Auswählbare Flanschabmessungen



* " k1 " Ölçüsü frenli redüktörlere aittir. Dimension " k1 " is for motors with brake. Maße " k1 " ist für Bremsenmotoren.

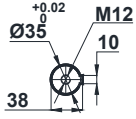
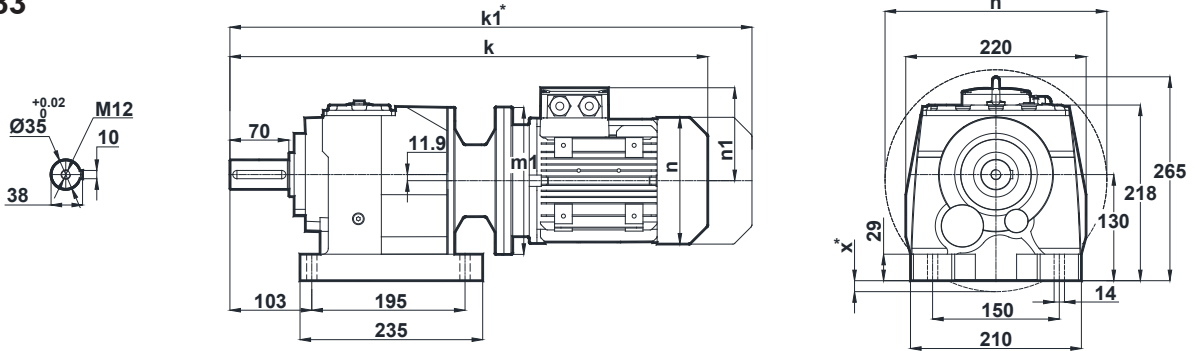


Ölçü Sayfaları Dimension Pages Abmessungsseiten

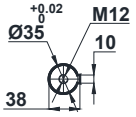
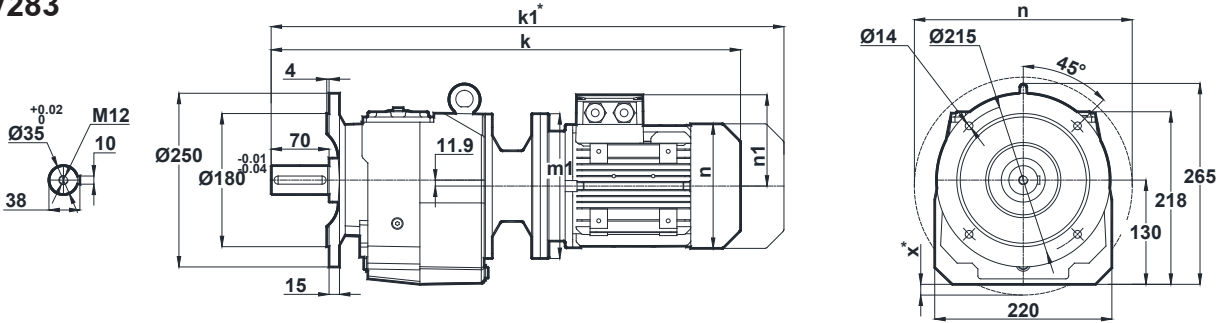


-Mil ucu çektirme deliği DIN 332 sayfa 2 / Tapped center hole to DIN 332, sheet 2 / Zentrierung mit Gewinde DIN 332, Blatt 2

MV282 MV283

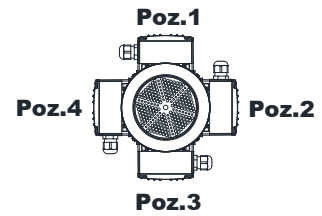


NV282 NV283



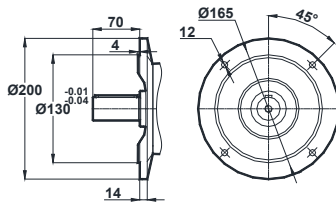
Motor Büyüklüğü / Motor Size / Motorbaugroße								
IEC	71/B5	80/B5 80/B14	90S/B5 90S/B14	90L/B5 90L/B14	100L/B5 100L/B14	112M/B5 112M/B14	132S/B5 132S/B14	132M/B5 132M/B14
k	554	577	618	618	670.5	691	795	795
k1	645	670	721.5	721.5	779	795.5	925	925
n / n1	137 / 112	155 / 121	176 / 132	176 / 132	193 / 147	215 / 158	257 / 179	257 / 179
m1 (B5)	160	200	200	200	250	250	300	300
m1 (B14)	-	120	140	140	160	160	200	200
x (B5)	-	-	-	-	7	7	32	32

Klemens Kutusu / Terminal Box / Klemmenkasten

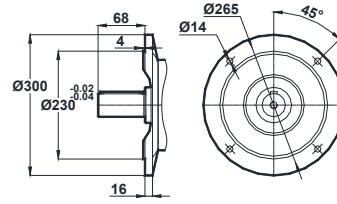


71-80-90-100-112-132

Opsiyonel Flanş Ölçüleri / Optional Flange Dimensions / Auswählbare Flanschabmessungen




Opt. 1



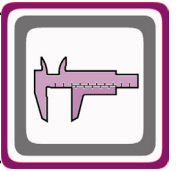
Opt. 2

* " k1 " Ölçüsü frenli redüktörlere aittir. Dimension " k1 " is for motors with brake. Maße " k1 " ist für Bremsenmotoren.

x: Motor, ayak bağlantı yüzeyinin altında ise / x: If Motor is lower than foot mounting plane / x: Wenn der Motor unter der Fußmontageebene ist

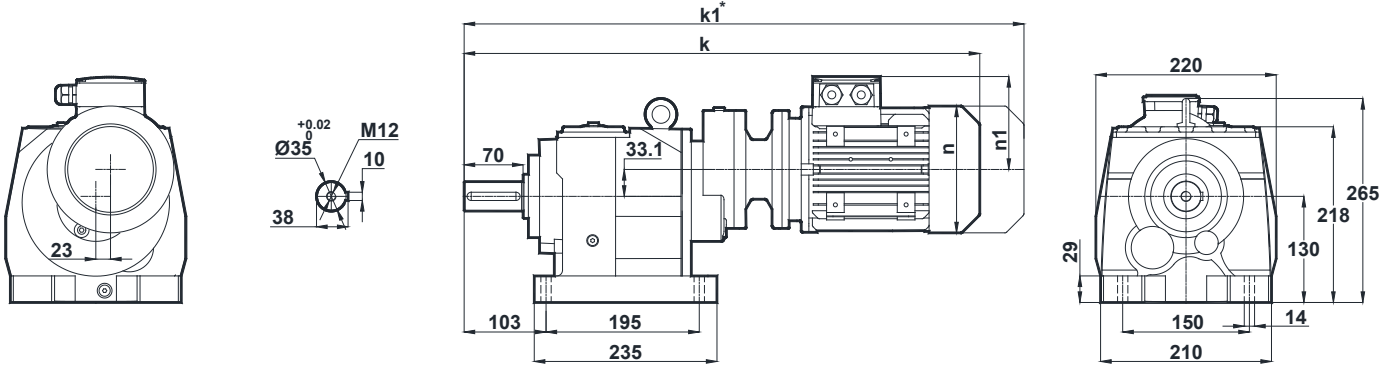


Ölçü Sayfaları Dimension Pages Abmessungsseiten

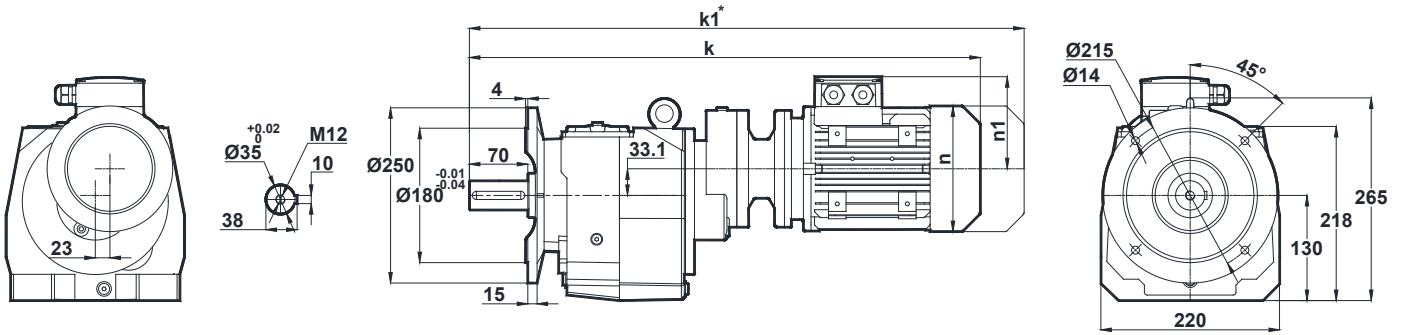


-Mil ucu çektirme deliği DIN 332 sayfa 2 / Tapped center hole to DIN 332, sheet 2 / Zentrierung mit Gewinde DIN 332, Blatt 2

MV284

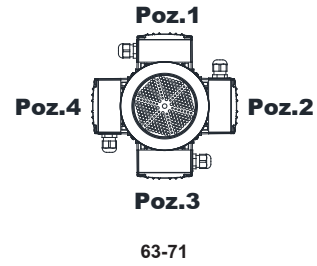


NV284

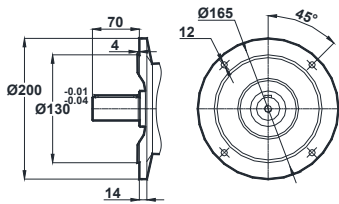


Motor Büyüklüğü / Motor Size / Motorbaugröße		
IEC	63/B5	71/B5 71/B14
k	613	602
k1	674	693
n / n1	121 / 97	137 / 112
m1 (B5)	140	160
m1 (B14)	-	105

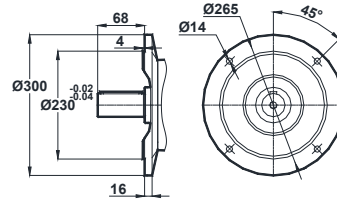
Klemens Kutusu / Terminal Box / Klemmenkasten



Opsiyonel Flanş Ölçüleri / Optional Flange Dimensions / Auswählbare Flanschabmessungen




Opt. 1

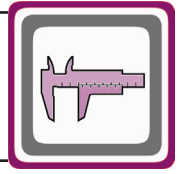


Opt. 2

* "k1" ölçüsü frenli redüktörlere aittir. Dimension "k1" is for motors with brake. Maße "k1" ist für Bremsenmotoren.

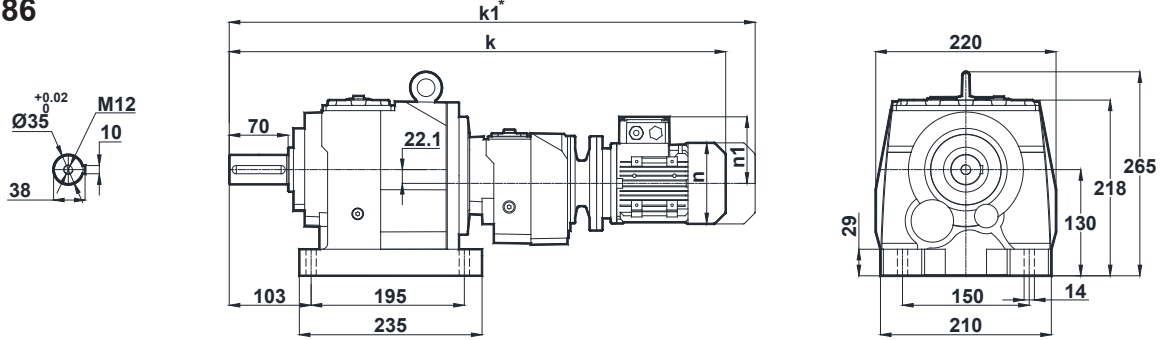


Ölçü Sayfaları Dimension Pages Abmessungsseiten

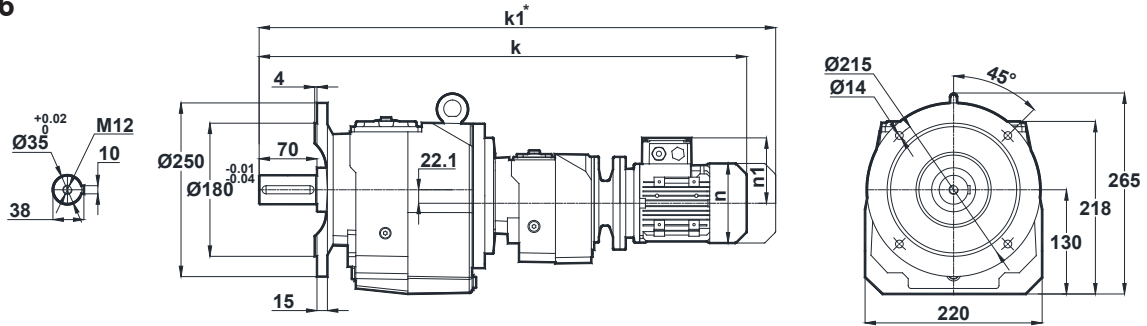


-Mil ucu çekirme deliği DIN 332 sayfa 2 / Tapped center hole to DIN 332, sheet 2 / Zentrierung mit Gewinde DIN 332, Blatt 2

MV285 MV286

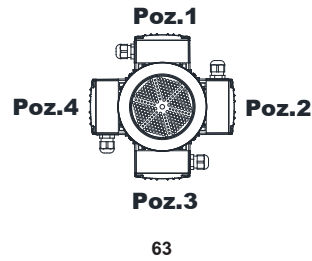


NV285 NV286

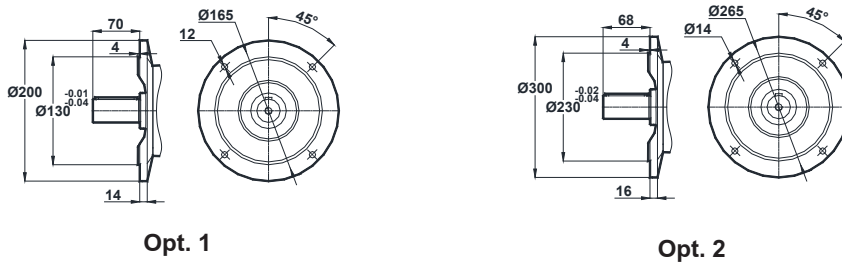


Motor Büyüklüğü / Motor Size / Motorbaugröße	
IEC	63/B5 63/B14
k	681
k1	742
n / n1	121 / 97
m1 (B5)	140
m1 (B14)	90


Klemens Kutusu / Terminal Box / Klemmenkasten



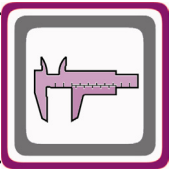
Opsiyonel Flanş Ölçüleri / Optional Flange Dimensions / Auswählbare Flanschabmessungen



* " k1 " Ölçüsü frenli redüktörlere aittir. Dimension " k1 " is for motors with brake. Maße " k1 " ist für Bremsenmotoren.

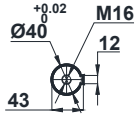
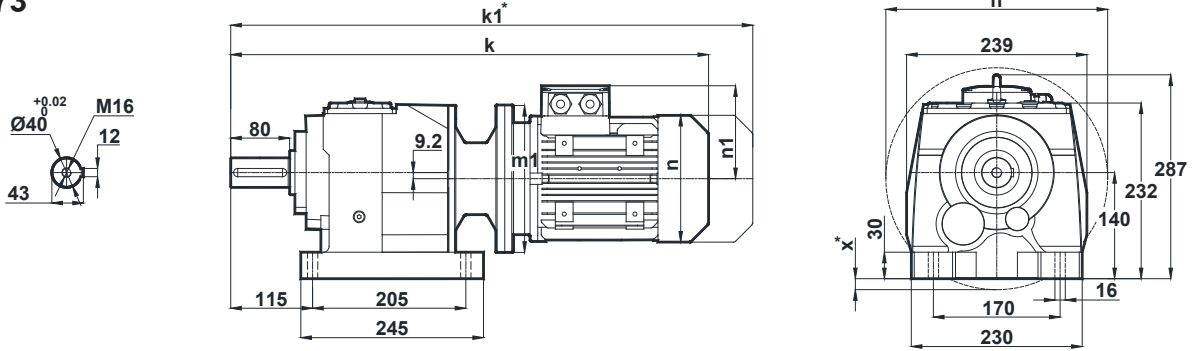


Ölçü Sayfaları Dimension Pages Abmessungenseiten

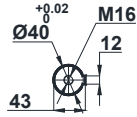
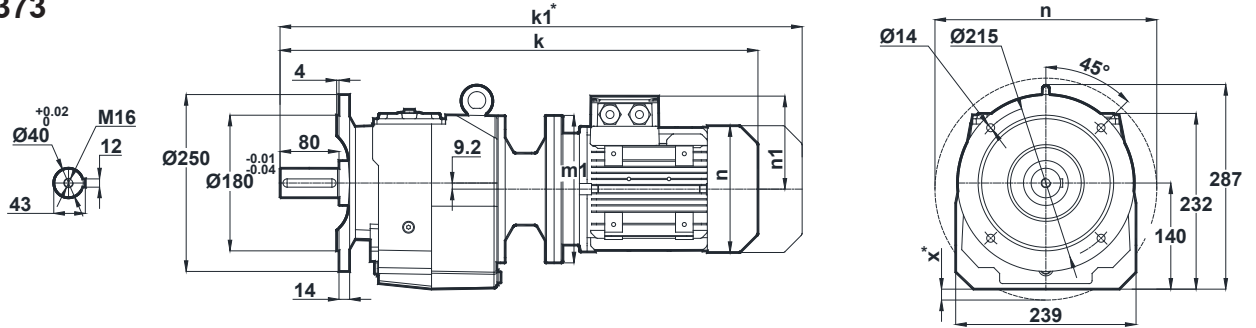


-Mil ucu çekirtme deliği DIN 332 sayfa 2 / Tapped center hole to DIN 332, sheet 2 / Zentrierung mit Gewinde DIN 332, Blatt 2

MV372 MV373

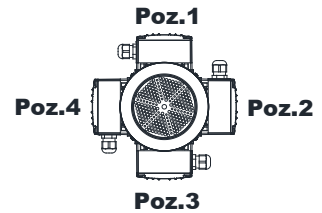


NV372 NV373



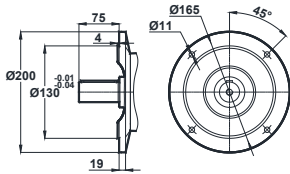
Motor Büyüklüğü / Motor Size / Motorbaugroße								
IEC	71/B5	80/B5 80/B14	90S/B5 90S/B14	90L/B5 90L/B14	100L/B5 100L/B14	112M/B5 112M/B14	132S/B5 132S/B14	132M/B5 132M/B14
k	575	598	639	639	691.5	712	816	816
k1	666	691	742.5	742.5	800	816.5	946	946
n / n1	137 / 112	155 / 121	176 / 132	176 / 132	193 / 147	215 / 158	257 / 179	257 / 179
m1 (B5)	160	200	200	200	250	250	300	300
m1 (B14)	-	120	140	140	160	160	200	200
x (B5)	-	-	-	-	-	-	20	20

Klemens Kutusu / Terminal Box / Klemmenkasten

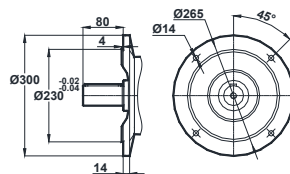


71-80-90-100-112-132

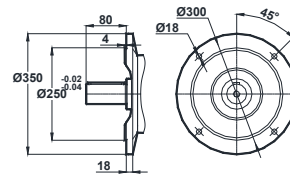
Opsiyonel Flanş Ölçüleri / Optional Flange Dimensions / Auswählbare Flanschabmessungen



Opt. 1




Opt. 2



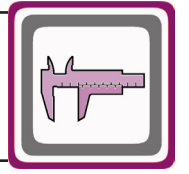
Opt. 3

* "k1" Ölçüsü frenli redüktörlere aittir. Dimension "k1" is for motors with brake. Maße "k1" ist für Bremsenmotoren.

x: Motor, ayak bağlantı yüzeyinin altında ise / x: If Motor is lower than foot mounting plane / x: Wenn der Motor unter der Fußmontageebene ist

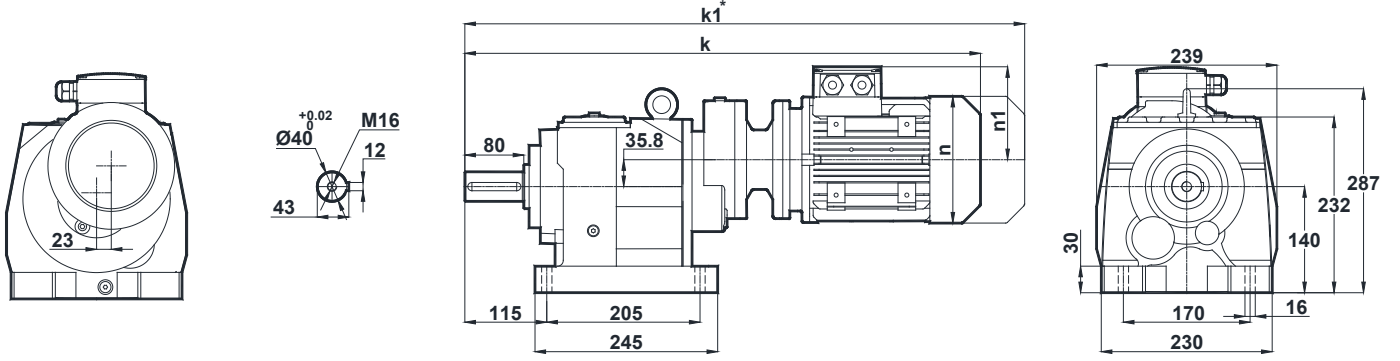


Ölçü Sayfaları Dimension Pages Abmessungsseiten

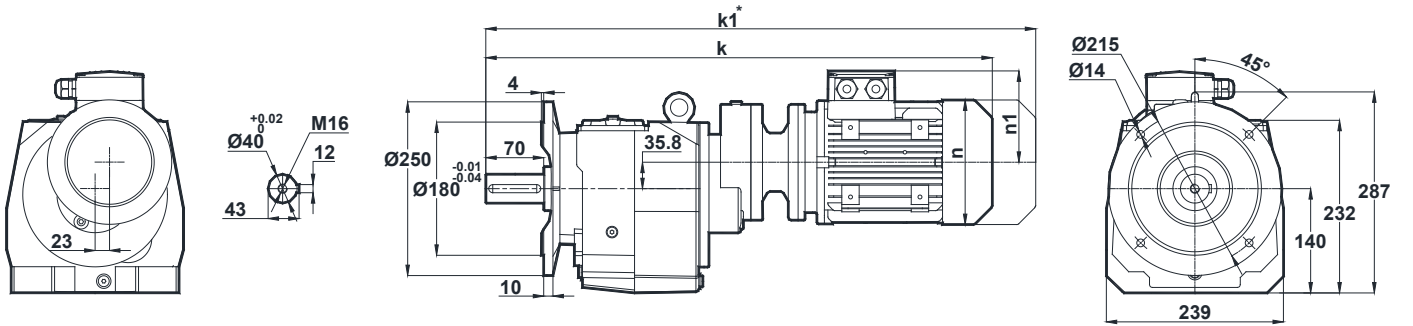


-Mil ucu çektirme deliği DIN 332 sayfa 2 / Tapped center hole to DIN 332, sheet 2 / Zentrierung mit Gewinde DIN 332, Blatt 2

MV374

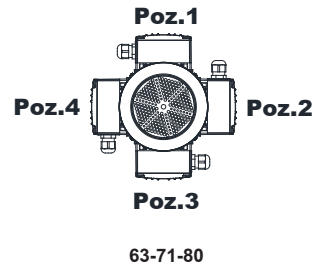


NV374

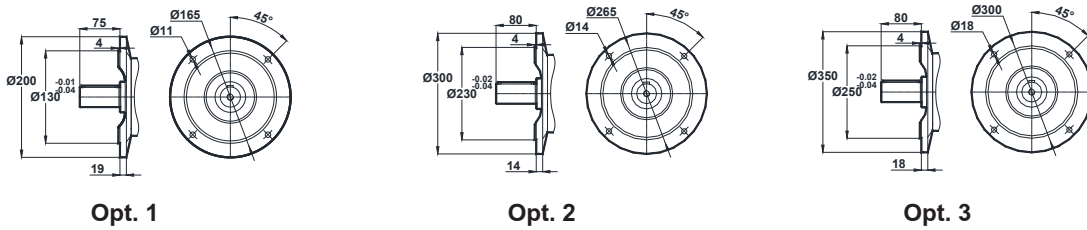


Motor Büyüklüğü / Motor Size / Motorbaugroße			
IEC	63/B5	71/B5 71/B14	80/B5 80/B14
k	634	623	675
k1	695	714	768
n / n1	121 / 97	137 / 112	155 / 121
m1 (B5)	140	160	200
m1 (B14)	-	105	120


Klemens Kutusu / Terminal Box / Klemmenkasten



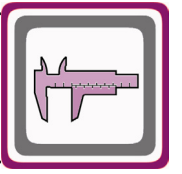
Opsiyonel Flanş Ölçüleri / Optional Flange Dimensions / Auswählbare Flanschabmessungen



* " k1 " Ölçüsü frenli redüktörlere aittir. Dimension " k1 " is for motors with brake. Maße " k1 " ist für Bremsenmotoren.

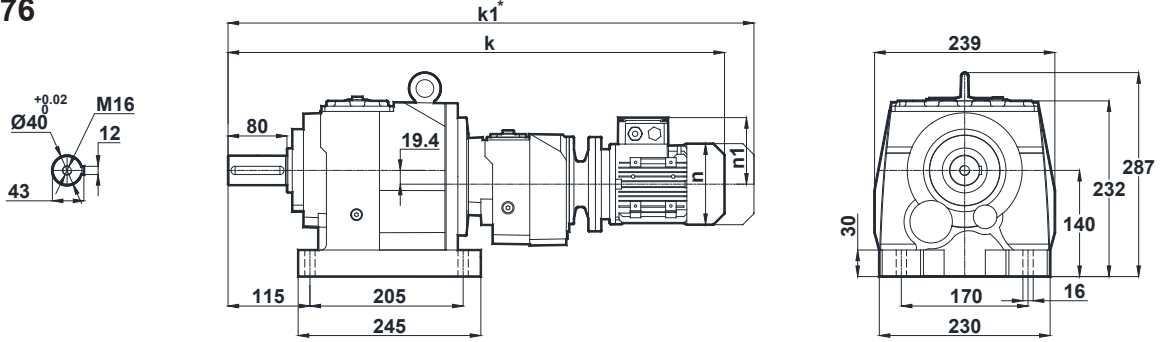


Ölçü Sayfaları Dimension Pages Abmessungenseiten

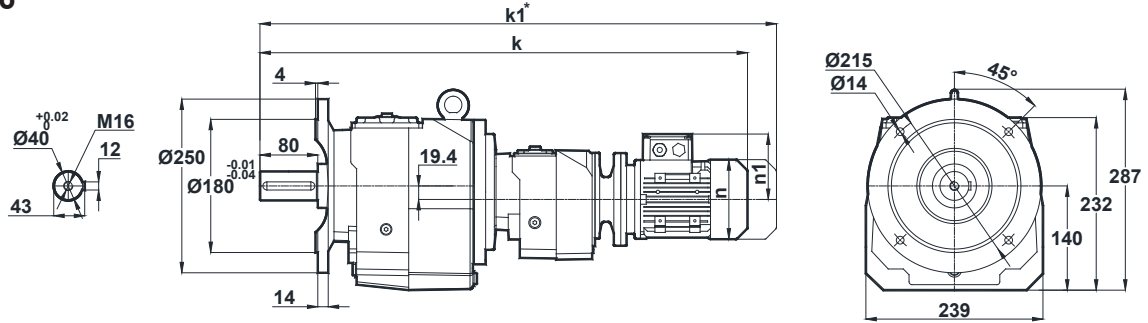


-Mil ucu çektirme deliği DIN 332 sayfa 2 / Tapped center hole to DIN 332, sheet 2 / Zentrierung mit Gewinde DIN 332, Blatt 2

MV375 MV376

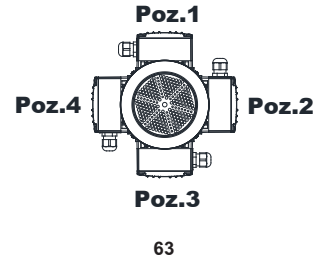


NV375 NV376

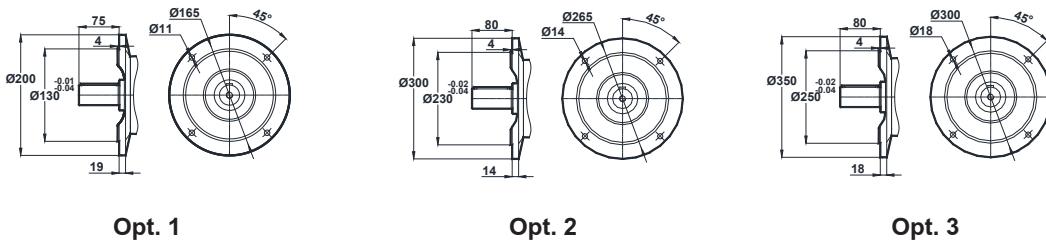


Motor Büyüklüğü / Motor Size / Motorbaugroße	
IEC	63/B5 63/B14
k	702
k1	763
n / n1	121 / 97
m1 (B5)	140
m1 (B14)	90


Klemens Kutusu / Terminal Box / Klemmenkasten



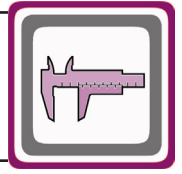
Opsiyonel Flanş Ölçüleri / Optional Flange Dimensions / Auswählbare Flanschabmessungen



* "k1" Ölçüsü frenli redüktörlere aittir. Dimension "k1" is for motors with brake. Maße "k1" ist für Bremsenmotoren.

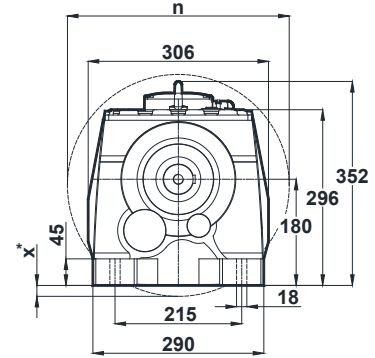
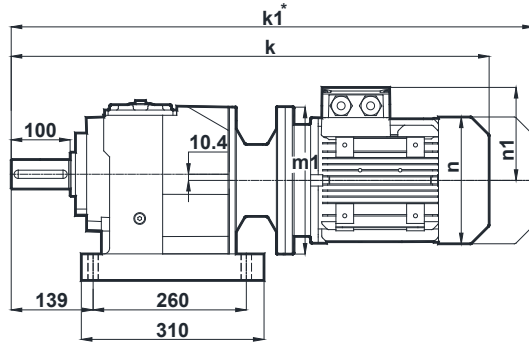
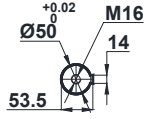


Ölçü Sayfaları Dimension Pages Abmessungsseiten

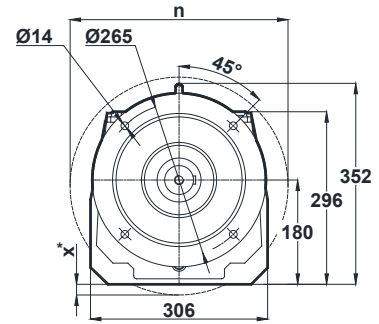
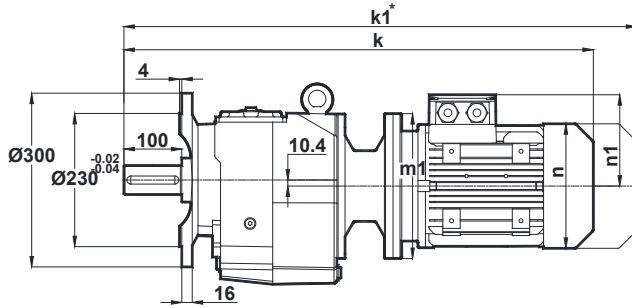
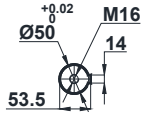


-Mil ucu çektirme deliği DIN 332 sayfa 2 / Tapped center hole to DIN 332, sheet 2 / Zentrierung mit Gewinde DIN 332, Blatt 2

MV472 MV473

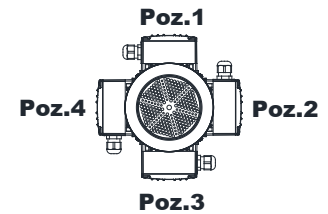


NV472 NV473



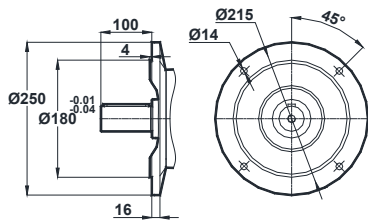
Motor Büyüklüğü / Motor Size / Motorbaugröße											
IEC	80/B5	90S/B5 90S/B14	90L/B5 90L/B14	100L/B5 100L/B14	112M/B5 112M/B14	132S/B5 132S/B14	132M/B5 132M/B14	160M/B5	160L/B5	180M/B5	180L/B5
k	660.5	701.5	701.5	755.5	776	878.5	878.5	1038	1038	1126	1126
k1	753.5	805	805	864	880.5	1008.5	1008.5	1186	1186	1284.5	1284.5
n / n1	155 / 121	176 / 132	176 / 132	193 / 147	215 / 158	257 / 179	257 / 179	315 / 219	315 / 219	347 / 234	347 / 234
m1 (B5)	200	200	200	250	250	300	300	350	350	350	350
m1 (B14)	-	140	140	160	160	200	200	-	-	-	-
x (B5)	-	-	-	-	-	-	-	6	6	6	6

Klemens Kutusu / Terminal Box / Klemmenkasten

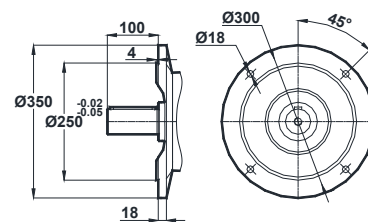


80-90-100-112-132-160-180

Opsiyonel Flanş Ölçüleri / Optional Flange Dimensions / Auswählbare Flanschabmessungen




Opt. 1



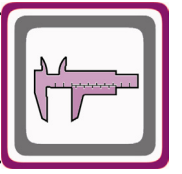
Opt. 2

* " k1 " Ölçüsü frenli redüktörlere aittir. Dimension " k1 " is for motors with brake. Maße " k1 " ist für Bremsenmotoren.

x: Motor, ayak bağlantı yüzeyinin altında ise / x: If Motor is lower than foot mounting plane / x: Wenn der Motor unter der Fußmontageebene ist

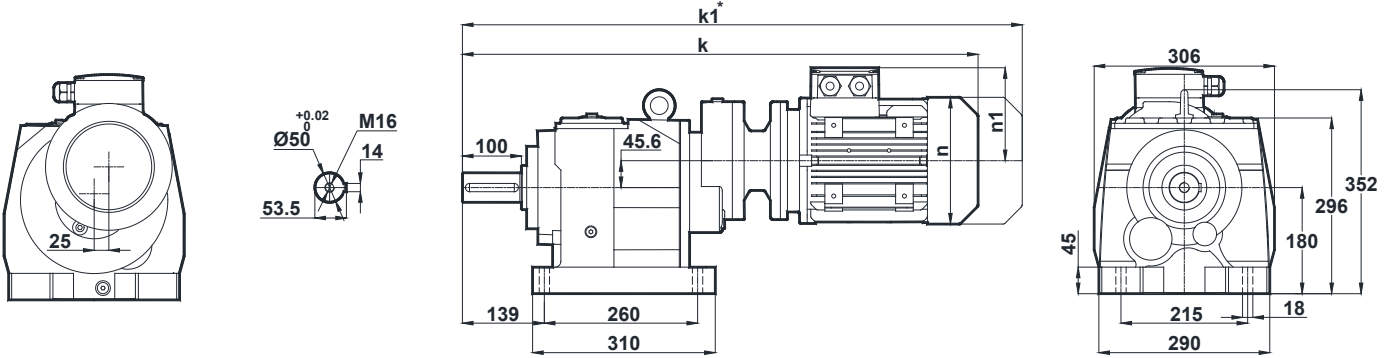


Ölçü Sayfaları Dimension Pages Abmessungenseiten

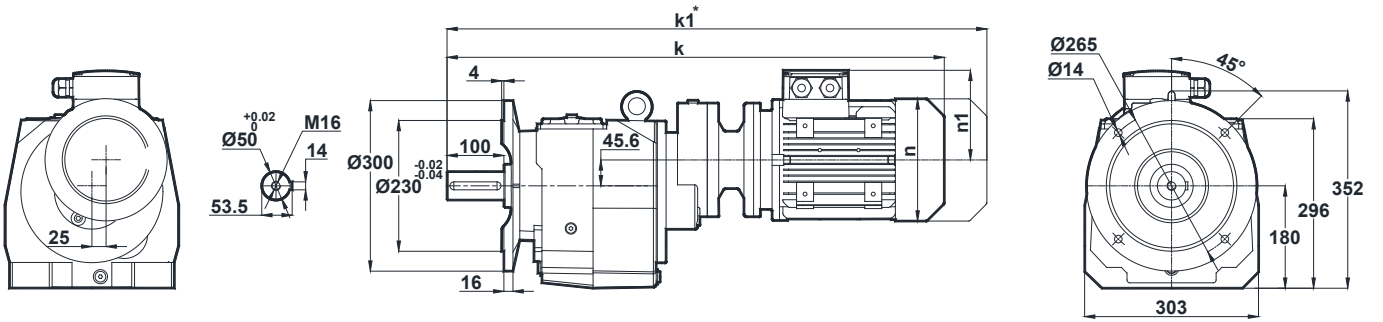


-Mil ucu çektirme deliği DIN 332 sayfa 2 / Tapped center hole to DIN 332, sheet 2 / Zentrierung mit Gewinde DIN 332, Blatt 2

MV474

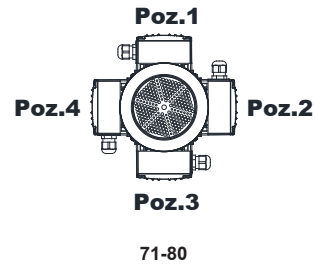


NV474

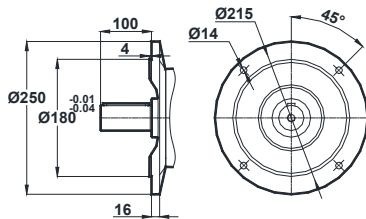


Motor Büyüklüğü / Motor Size / Motorbaugroße		
IEC	71/B5	80/B5 80/B14
k	735.5	758.5
k1	826.5	851.5
n / n1	137 / 112	155 / 121
m1 (B5)	160	200
m1 (B14)	-	120

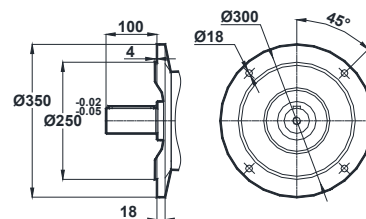
Klemens Kutusu / Terminal Box / Klemmenkasten



Opsiyonel Flanş Ölçüleri / Optional Flange Dimensions / Auswählbare Flanschabmessungen




Opt. 1

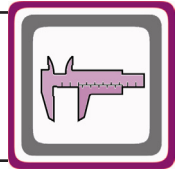


Opt. 2

* "k1" ölçüsü frenli redüktörlere aittir. Dimension "k1" is for motors with brake. Maße "k1" ist für Bremsenmotoren.

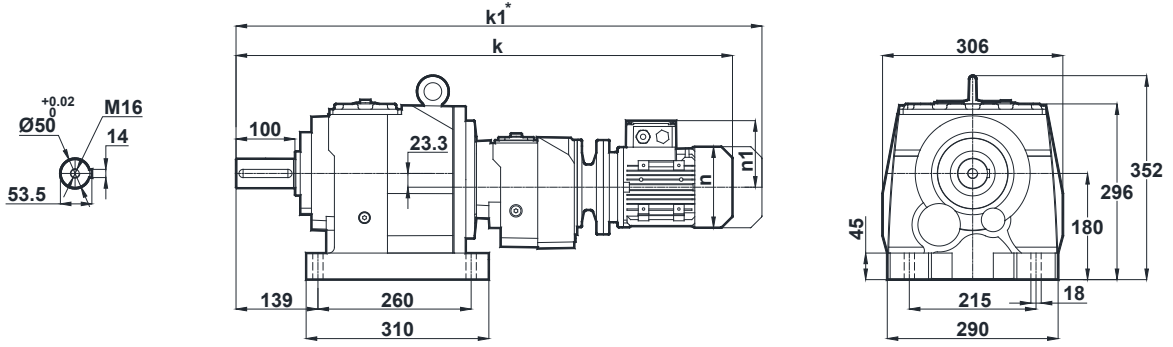


Ölçü Sayfaları Dimension Pages Abmessungsseiten

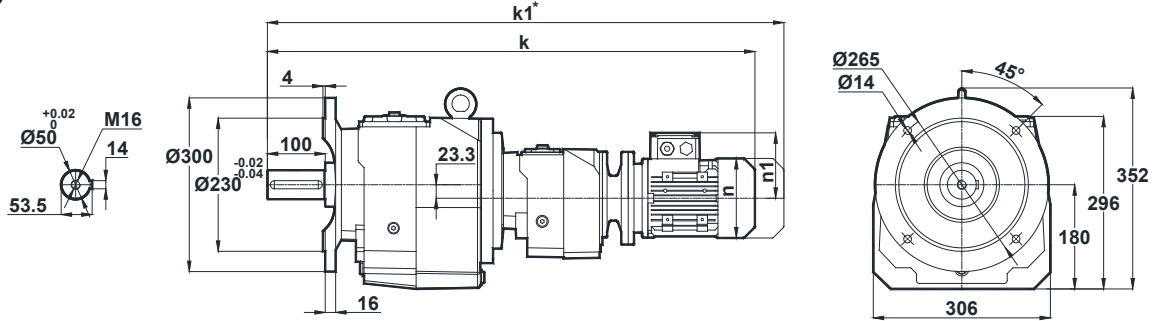


-Mil ucu çektirme deliği DIN 332 sayfa 2 / Tapped center hole to DIN 332, sheet 2 / Zentrierung mit Gewinde DIN 332, Blatt 2

MV475 MV476

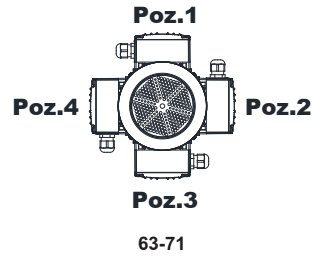


NV475 NV476

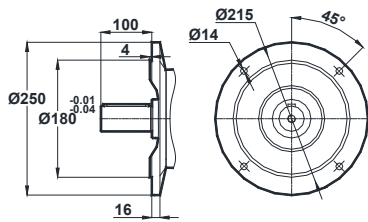


Motor Büyüklüğü / Motor Size / Motorbaugroße		
IEC	63/B5	71/B5 71/B14
k	845.5	834.5
k1	906.5	925.5
n / n1	121 / 97	137 / 112
m1 (B5)	140	160
m1 (B14)	-	105

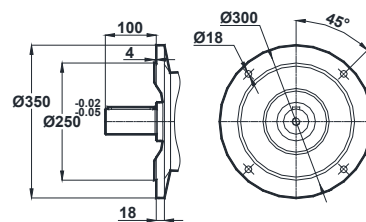
Klemens Kutusu / Terminal Box / Klemmenkasten



Opsiyonel Flanş Ölçüleri / Optional Flange Dimensions / Auswählbare Flanschabmessungen




Opt. 1

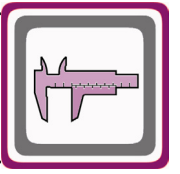


Opt. 2

* "k1" Ölçüsü frenli redüktörlere aittir. Dimension "k1" is for motors with brake. Maße "k1" ist für Bremsenmotoren.

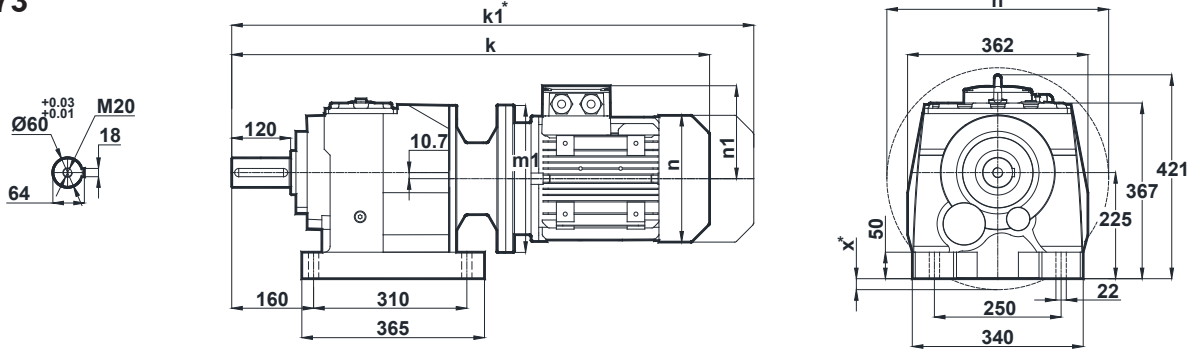


Ölçü Sayfaları Dimension Pages Abmessungsseiten

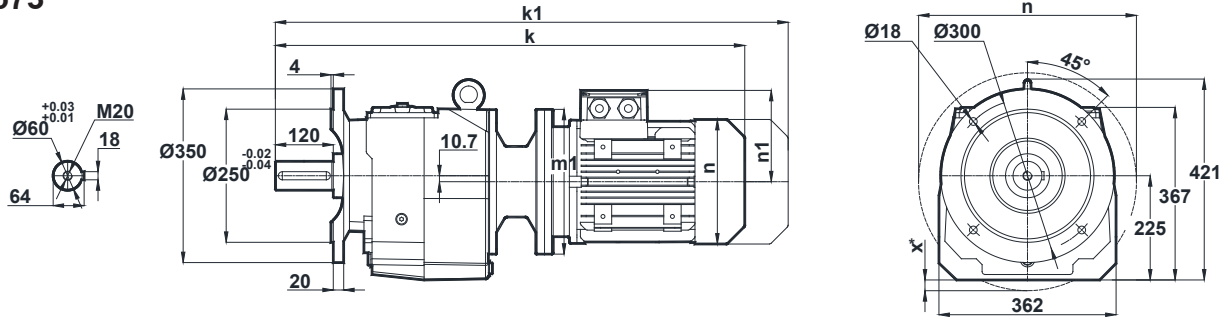


-Mil ucu çektirme deliği DIN 332 sayfa 2 / Tapped center hole to DIN 332, sheet 2 / Zentrierung mit Gewinde DIN 332, Blatt 2

MV572 MV573

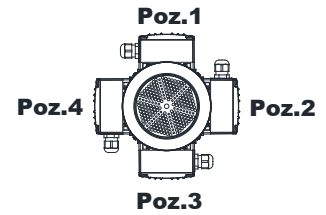


NV572 NV573



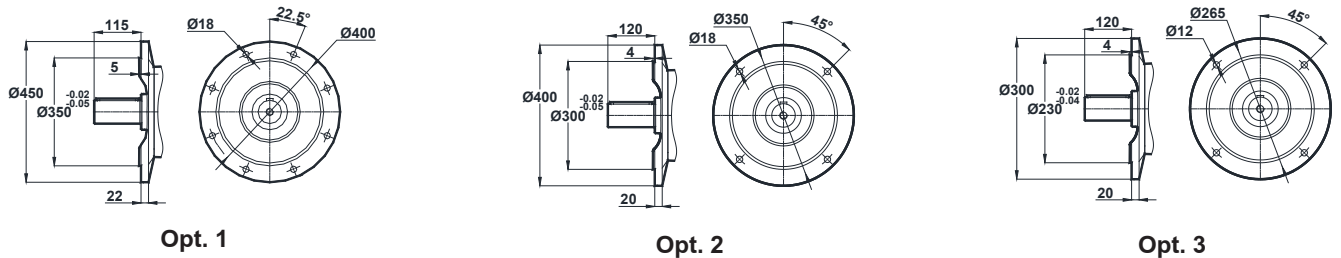
Motor Büyüklüğü / Motor Size / Motorbaugroße									
IEC	100L/B5	112M/B5	132S/B5 132S/B14	132M/B5 132M/B14	160M/B5	160L/B5	180M/B5	180L/B5	200L/B5
k	818	838.5	943.5	943.5	1099	1099	1187	1187	1261
k1	926.5	943	1073.5	1073.5	1247	1247	1345.5	1345.5	1447.5
n / n1	193 / 147	215 / 158	257 / 179	257 / 179	315 / 219	315 / 219	347 / 234	347 / 234	390 / 275
m1 (B5)	250	250	300	300	350	350	350	350	400
m1 (B14)	-	-	200	200	-	-	-	-	-
x (B5)	-	-	-	-	-	-	-	-	-

Klemens Kutusu / Terminal Box / Klemmenkasten




100-112-132-160-180-200

Opsiyonel Flanş Ölçüleri / Optional Flange Dimensions / Auswählbare Flanschabmessungen

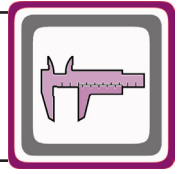


* "k1" Ölçüsü frenli redüktörlere aittir. Dimension "k1" is for motors with brake. Maße "k1" ist für Bremsenmotoren.

x: Motor, ayak bağlantı yüzeyinin altında ise / x: If Motor is lower than foot mounting plane / x: Wenn der Motor unter der Fußmontageebene ist

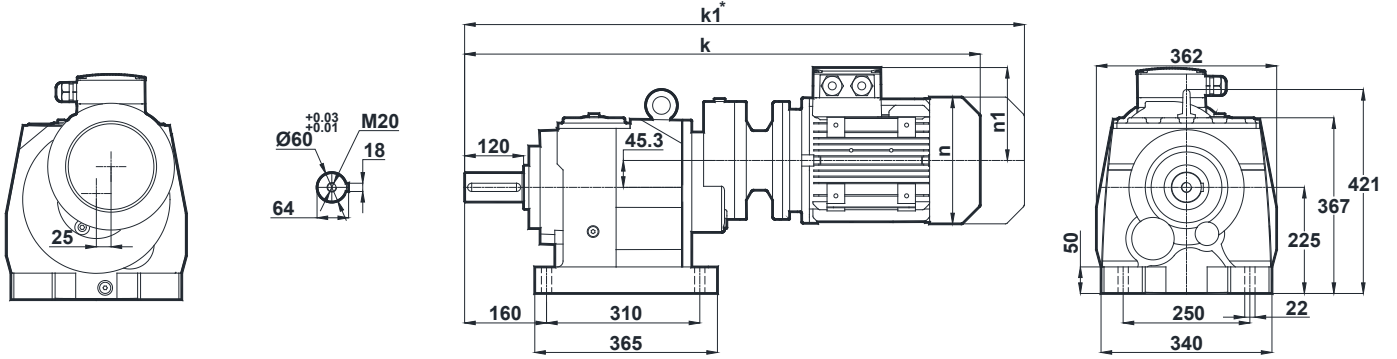


Ölçü Sayfaları Dimension Pages Abmessungsseiten

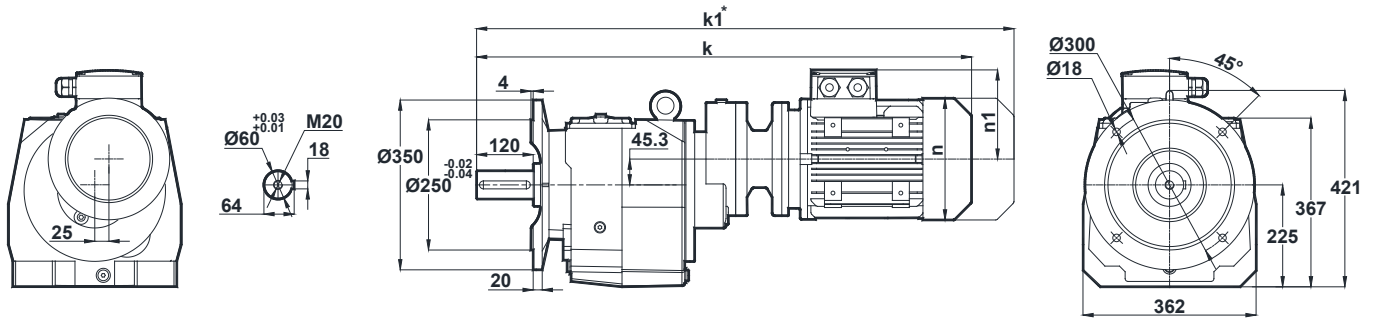


-Mil ucu çektirme deliği DIN 332 sayfa 2 / Tapped center hole to DIN 332, sheet 2 / Zentrierung mit Gewinde DIN 332, Blatt 2

MV574

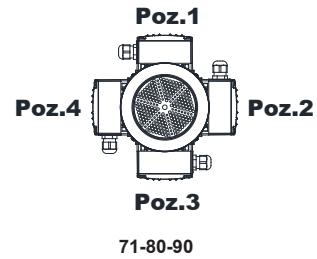


NV574

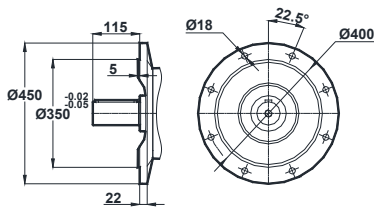


Motor Büyüklüğü / Motor Size / Motorbaugroße					
IEC	71/B5	80/B5 80/B14	90S/B5 90S/B14	90L/B5 90L/B14	100L/B5 100L/B14
k	798.5	821.5	862.5	862.5	915
k1	889.5	914.5	966	966	1023.5
n / n1	137 / 112	155 / 121	176 / 132	176 / 132	193 / 147
m1 (B5)	160	200	200	200	250
m1 (B14)	-	120	140	140	160

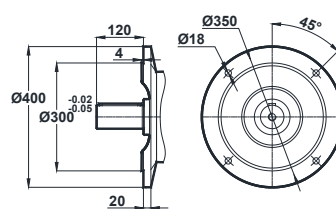
Klemens Kutusu / Terminal Box / Klemmenkasten



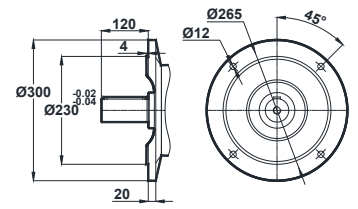
Opsiyonel Flanş Ölçüleri / Optional Flange Dimensions / Auswählbare Flanschabmessungen



Opt. 1




Opt. 2

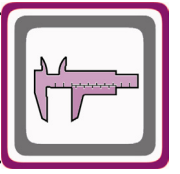


Opt. 3

* " k1 " Ölçüsü frenli redüktörlere aittir. Dimension " k1 " is for motors with brake. Maße " k1 " ist für Bremsenmotoren.

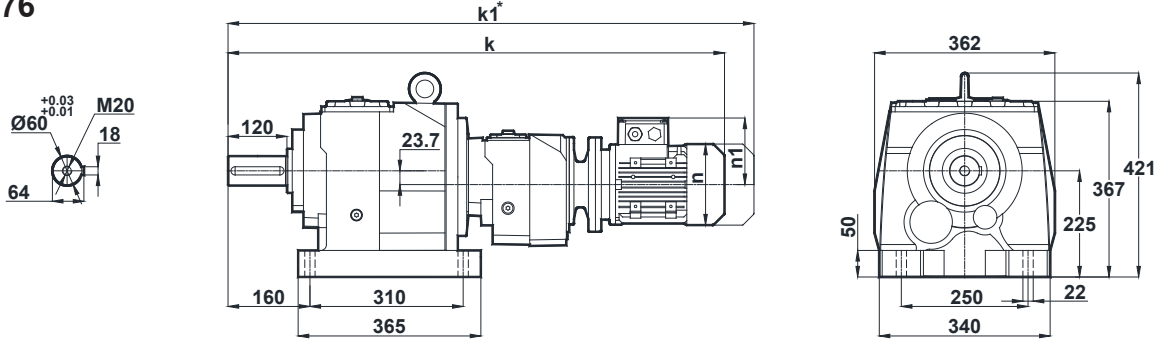


Ölçü Sayfaları Dimension Pages Abmessungsseiten

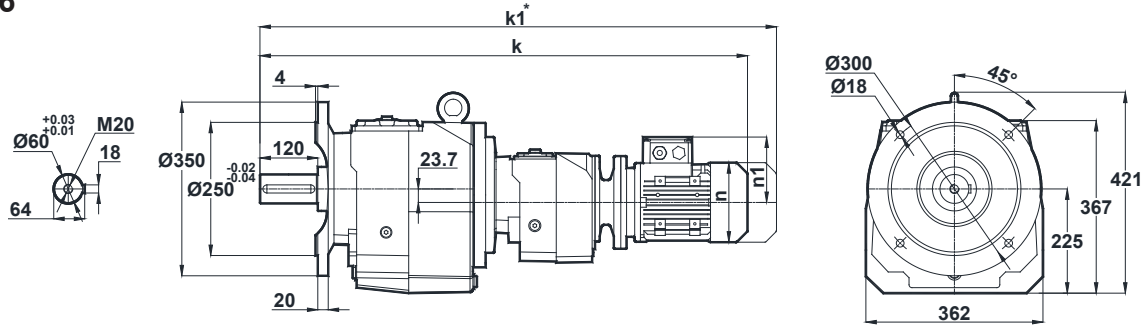


-Mil ucu çektirme deliği DIN 332 sayfa 2 / Tapped center hole to DIN 332, sheet 2 / Zentrierung mit Gewinde DIN 332, Blatt 2

MV575 MV576

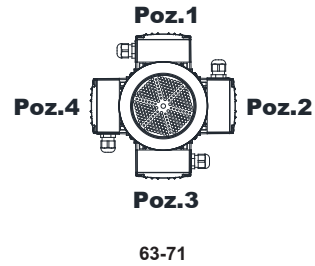


NV575 NV576

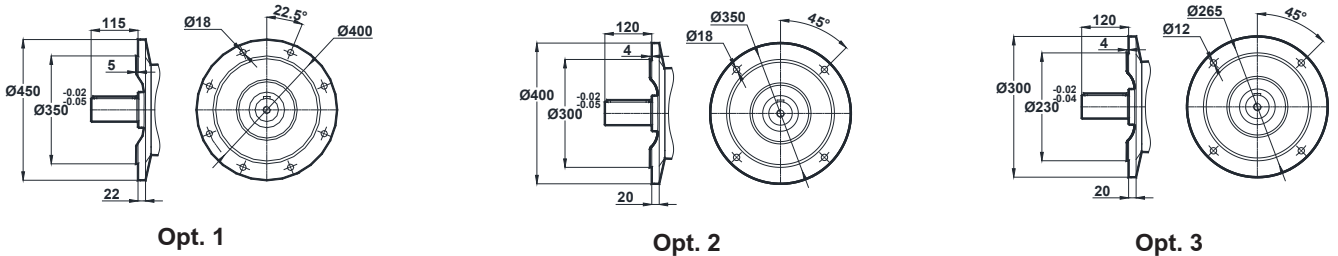


Motor Büyüklüğü / Motor Size / Motorbaugroße		
IEC	63/B5	71/B5 71/B14
k	910.5	899.5
k1	971.5	990.5
n / n1	121 / 97	137 / 112
m1 (B5)	140	160
m1 (B14)	-	105


Klemens Kutusu / Terminal Box / Klemmenkasten



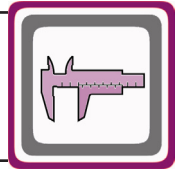
Opsiyonel Flanş Ölçüleri / Optional Flange Dimensions / Auswählbare Flanschabmessungen



* "k1" ölçüsü frenli redüktörlere aittir. Dimension "k1" is for motors with brake. Maße "k1" ist für Bremsenmotoren.

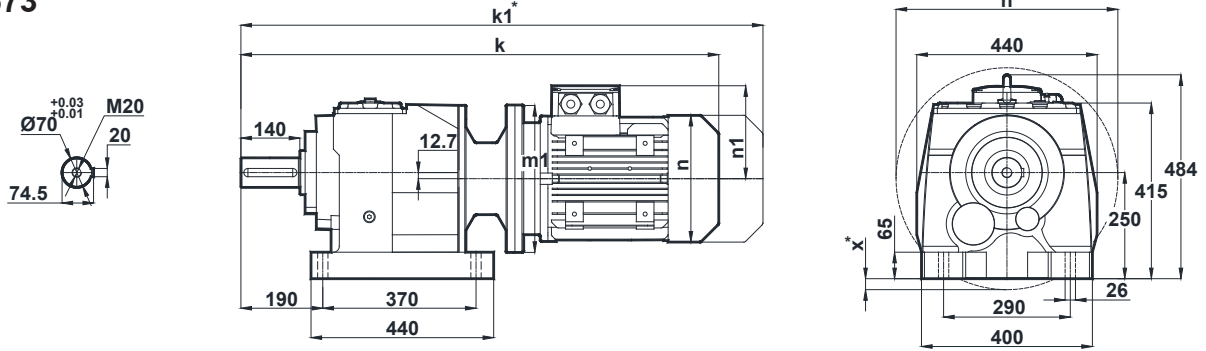


Ölçü Sayfaları Dimension Pages Abmessungsseiten

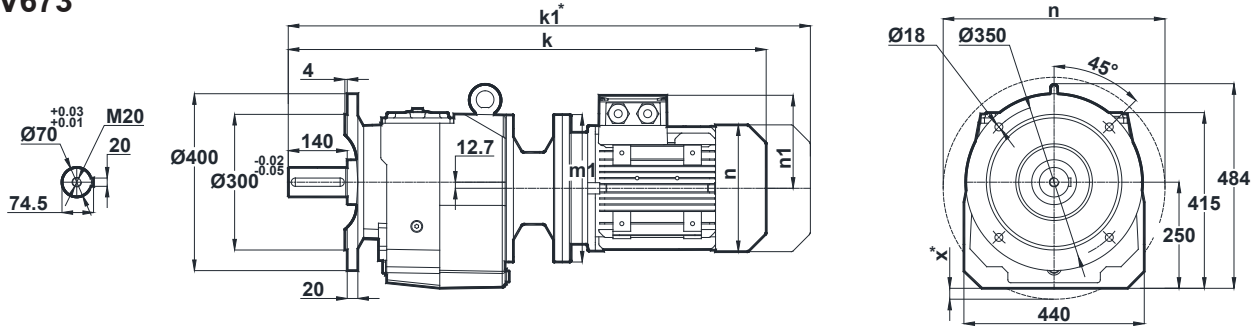


-Mil ucu çektirme deliği DIN 332 sayfa 2 / Tapped center hole to DIN 332, sheet 2 / Zentrierung mit Gewinde DIN 332, Blatt 2

MV672 MV673

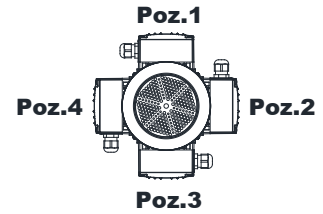


NV672 NV673



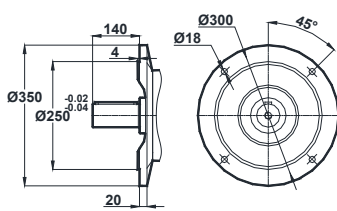
Motor Büyüklüğü / Motor Size / Motorbaugroße										
IEC	112M/B5	132S/B5 132S/B14	132M/B5 132M/B14	160M/B5	160L/B5	180M/B5	180L/B5	200L/B5	225S/B5	225M/B5
k	898.5	997.5	997.5	1152.5	1152.5	1240.5	1240.5	1315	1386	1411
k_1	1003	1127.5	1127.5	1300.5	1300.5	1399	1399	1501.5	1551	1576
n / n_1	215 / 158	257 / 179	257 / 179	315 / 219	315 / 219	347 / 234	347 / 234	390 / 275	434 / 285	434 / 285
m_1 (B5)	250	300	300	350	350	350	350	400	450	450
m_1 (B14)	-	200	200	-	-	-	-	-	-	-
x (B5)	-	-	-	-	-	-	-	-	-	-

Klemens Kutusu / Terminal Box / Klemmenkasten

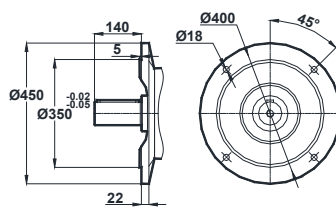


112-132-160-180-200-225

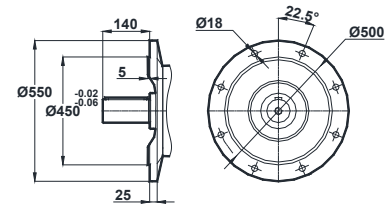
Opsiyonel Flanş Ölçüleri / Optional Flange Dimensions / Auswählbare Flanschabmessungen



Opt. 1




Opt. 2



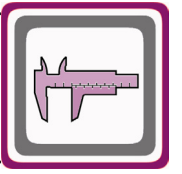
Opt. 3

* " k_1 " Ölçüsü frenli redüktörlere aittir. Dimension " k_1 " is for motors with brake. Maße " k_1 " ist für Bremsenmotoren.

x: Motor, ayak bağlantı yüzeyinin altında ise / x: If Motor is lower than foot mounting plane / x: Wenn der Motor unter der Fußmontageebene ist

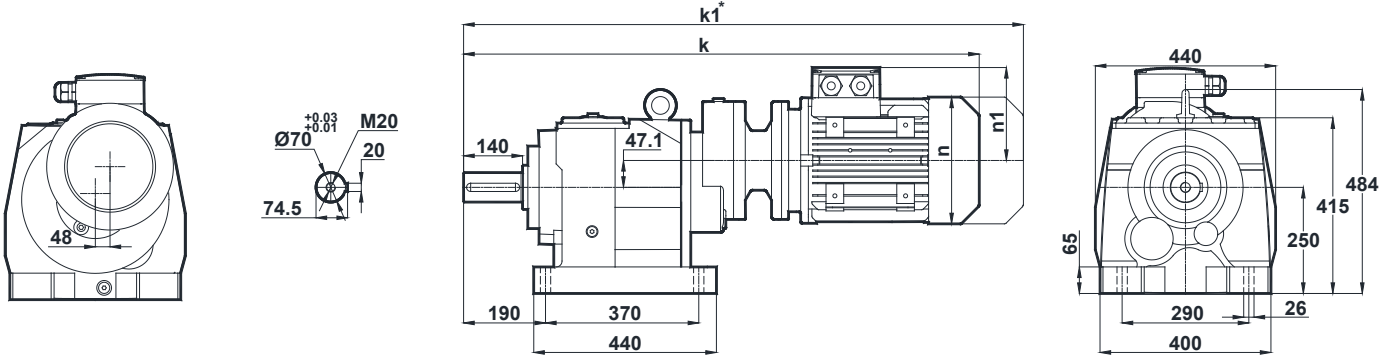


Ölçü Sayfaları Dimension Pages Abmessungsseiten

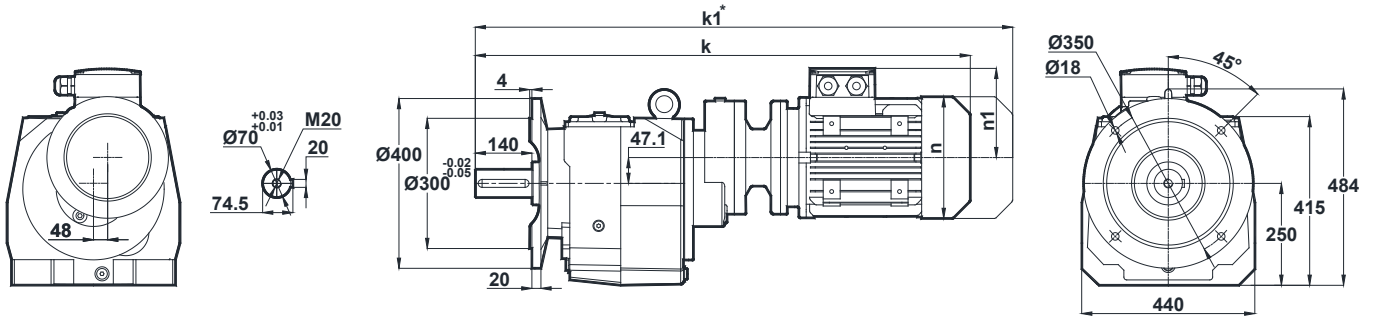


-Mil ucu çektirme deliği DIN 332 sayfa 2 / Tapped center hole to DIN 332, sheet 2 / Zentrierung mit Gewinde DIN 332, Blatt 2

MV674

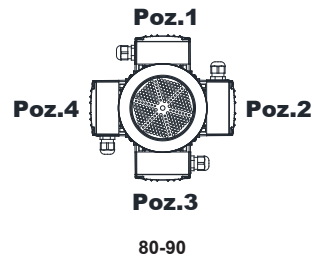


NV674

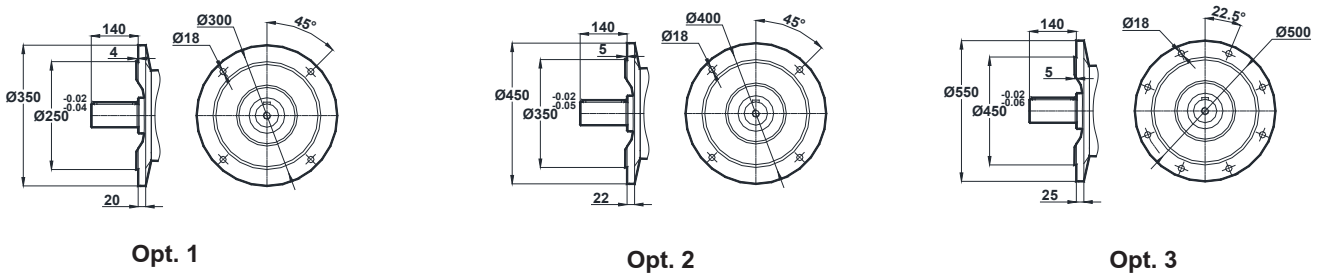


Motor Büyüklüğü / Motor Size / Motorbaugroße			
IEC	80/B5	90S/B5 90S/B14	90L/B5 90L/B14
k	891.5	932.5	932.5
k1	984.5	1036	1036
n / n1	155 / 121	176 / 132	176 / 132
m1 (B5)	200	200	200
m1 (B14)	-	140	140


Klemens Kutusu / Terminal Box / Klemmenkasten



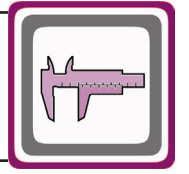
Opsiyonel Flanş Ölçüleri / Optional Flange Dimensions / Auswählbare Flanschabmessungen



* " k1 " Ölçüsü frenli redüktörlere aittir. Dimension " k1 " is for motors with brake. Maße " k1 " ist für Bremsenmotoren.

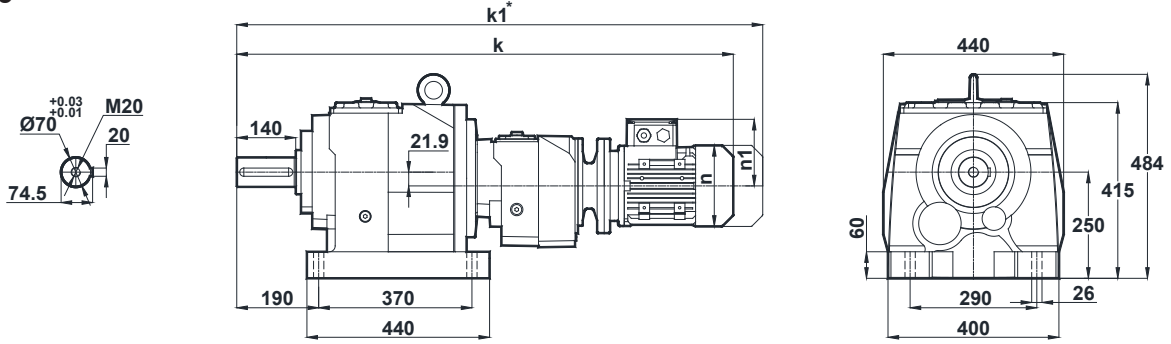


Ölçü Sayfaları Dimension Pages Abmessungsseiten

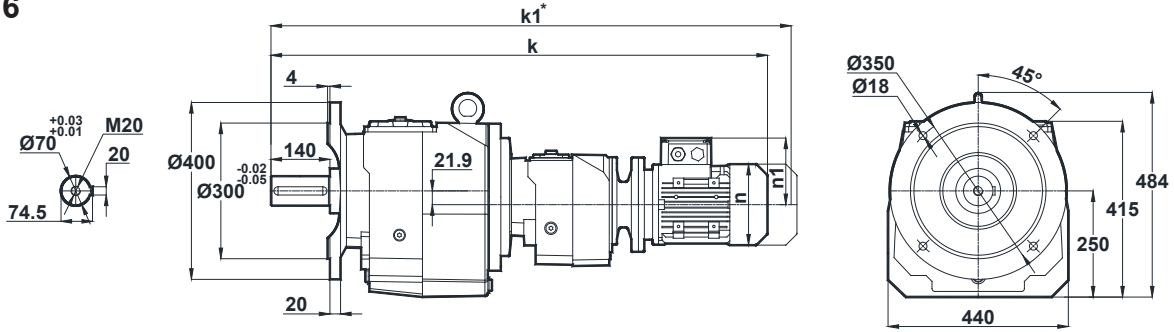


-Mil ucu çekirme deliği DIN 332 sayfa 2 / Tapped center hole to DIN 332, sheet 2 / Zentrierung mit Gewinde DIN 332, Blatt 2

MV675 MV676

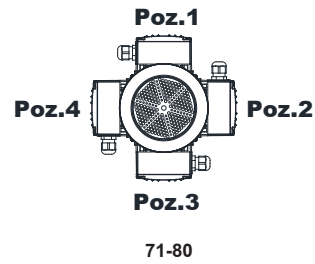


NV675 NV676

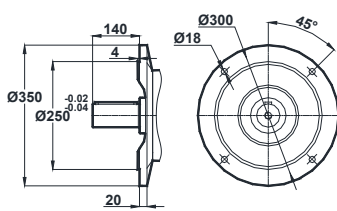


Motor Büyüklüğü / Motor Size / Motorbaugroße		
IEC	71/B5	80/B5 80/B14
k	1019	1042
k1	1110	1135
n / n1	137 / 112	155 / 121
m1 (B5)	160	200
m1 (B14)	-	120

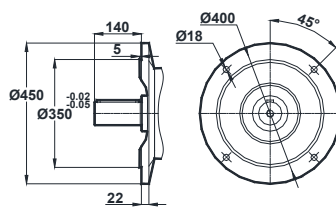
Klemens Kutusu / Terminal Box / Klemmenkasten



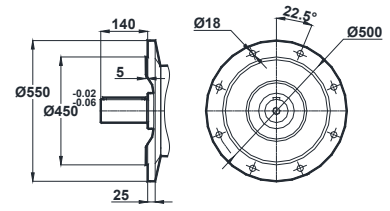
Opsiyonel Flanş Ölçüleri / Optional Flange Dimensions / Auswählbare Flanschabmessungen



Opt. 1




Opt. 2

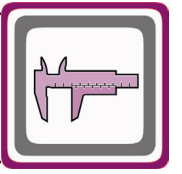


Opt. 3

* " k1 " Ölçüsü frenli redüktörlere aittir. Dimension " k1 " is for motors with brake. Maße " k1 " ist für Bremsenmotoren.

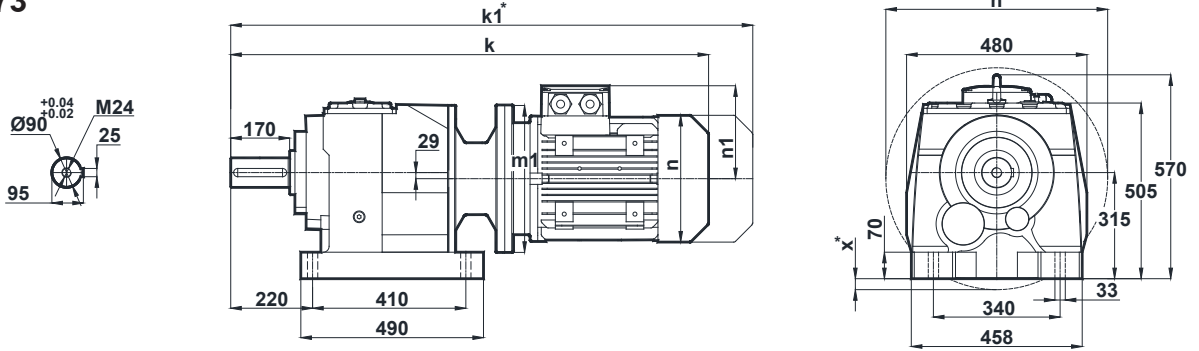


Ölçü Sayfaları Dimension Pages Abmessungsseiten

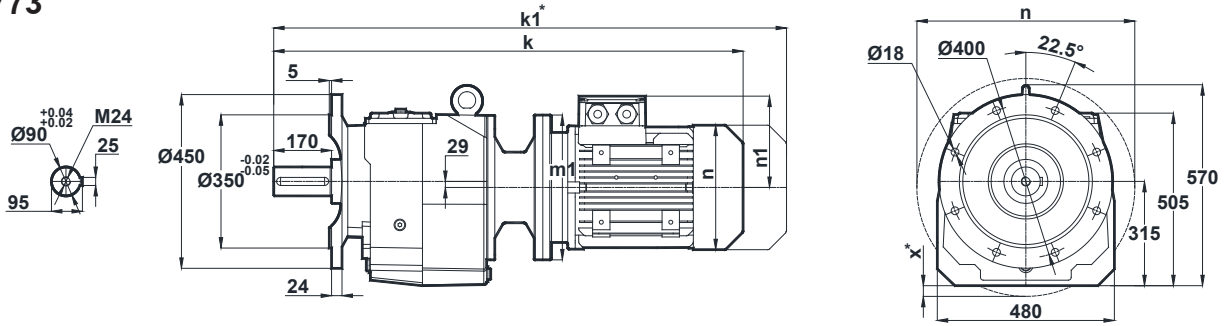


-Mil ucu çekirme deliği DIN 332 sayfa 2 / Tapped center hole to DIN 332, sheet 2 / Zentrierung mit Gewinde DIN 332, Blatt 2

MV772 MV773

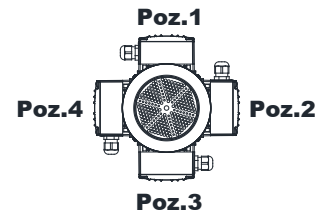


NV772 NV773



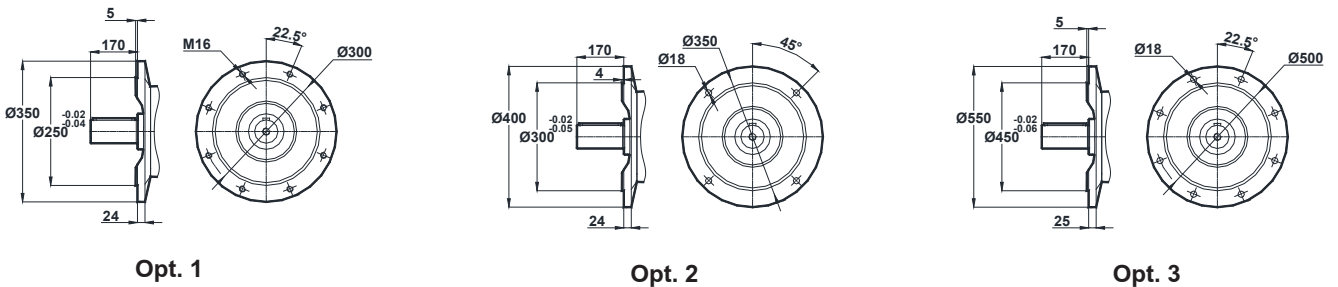
Motor Büyüklüğü / Motor Size / Motorbaugroße										
IEC	132S/B5	132M/B5	160M/B5	160L/B5	180M/B5	180L/B5	200L/B5	225S/B5	225M/B5	250M/B5
k	1082.5	1082.5	1232	1232	1320	1320	1396	1467	1492	1568
k1	1212.5	1212.5	1380	1380	1478.5	1478.5	1582.5	1632	1657	1738.5
n / n1	257 / 179	257 / 179	315 / 219	315 / 219	347 / 234	347 / 234	390 / 275	434 / 285	434 / 285	480 / 322
m1 (B5)	300	300	350	350	350	350	400	450	450	550
m1 (B14)	-	-	-	-	-	-	-	-	-	-
x (B5)	-	-	-	-	-	-	-	-	-	-

Klemens Kutusu / Terminal Box / Klemmenkasten



132-160-180-200-225-250

Opsiyonel Flanş Ölçüleri / Optional Flange Dimensions / Auswählbare Flanschabmessungen




Opt. 1

Opt. 2

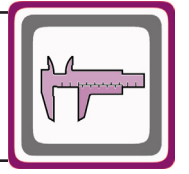
Opt. 3

* "k1" Ölçüsü frenli redüktörlere aittir. Dimension "k1" is for motors with brake. Maße "k1" ist für Bremsenmotoren.

x: Motor, ayak bağlantı yüzeyinin altında ise / x: If Motor is lower than foot mounting plane / x: Wenn der Motor unter der Fußmontageebene ist

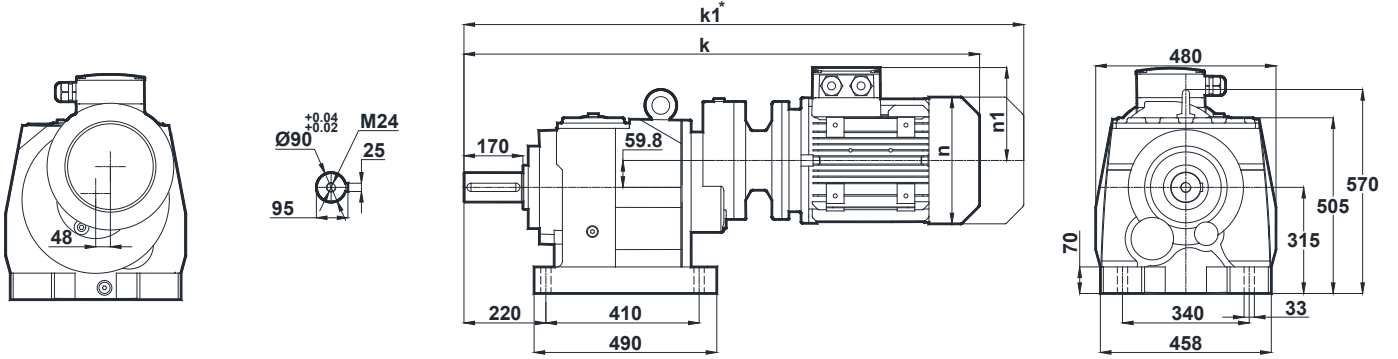


Ölçü Sayfaları Dimension Pages Abmessungenseiten

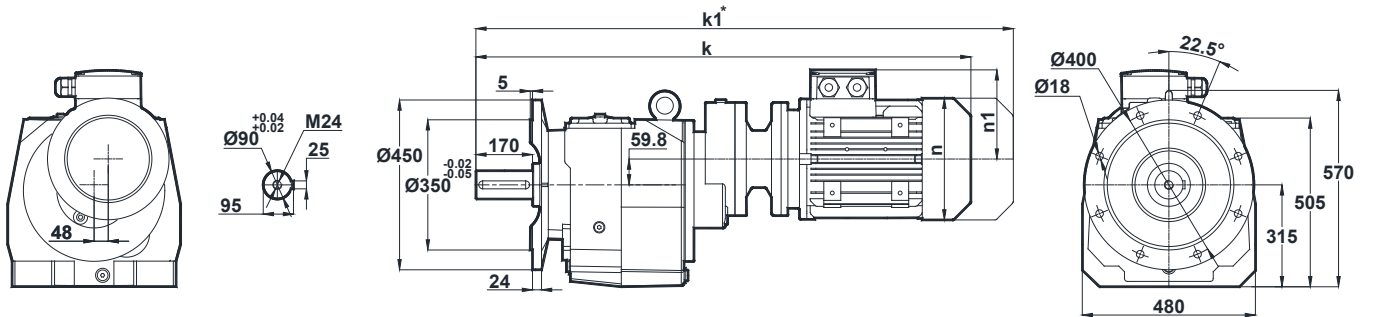


-Mil ucu çekirme deliği DIN 332 sayfa 2 / Tapped center hole to DIN 332, sheet 2 / Zentrierung mit Gewinde DIN 332, Blatt 2

MV774

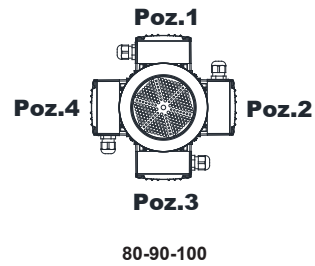


NV774

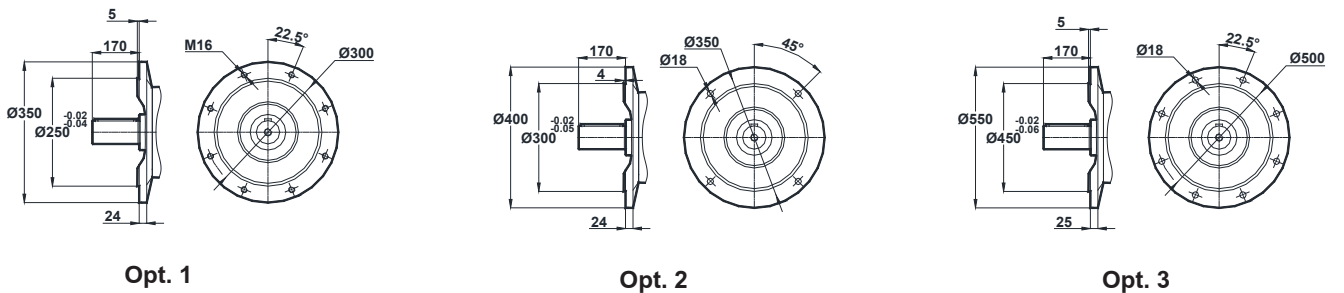


Motor Büyüklüğü / Motor Size / Motorbaugroße				
IEC	80/B5	90S/B5 90S/B14	90L/B5 90L/B14	100L/B5 100L/B14
k	976.5	1017.5	1017.5	1071.5
k1	1069.5	1121	1121	1180
n / n1	155 / 121	176 / 132	176 / 132	193 / 147
m1 (B5)	200	200	200	250
m1 (B14)	-	140	140	160


Klemens Kutusu / Terminal Box / Klemmenkasten



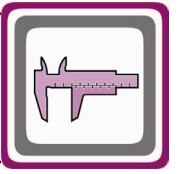
Opsiyonel Flanş Ölçüleri / Optional Flange Dimensions / Auswählbare Flanschabmessungen



* "k1" Ölçüsü frenli redüktörlere aittir. Dimension "k1" is for motors with brake. Maße "k1" ist für Bremsenmotoren.

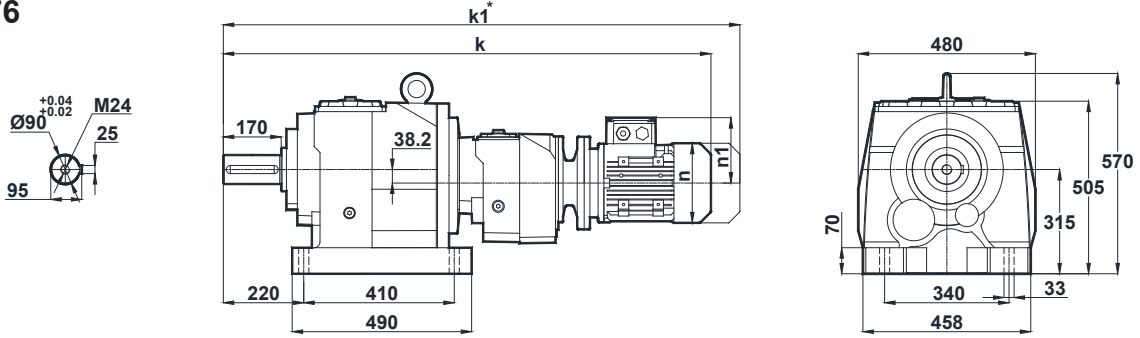


Ölçü Sayfaları Dimension Pages Abmessungsseiten

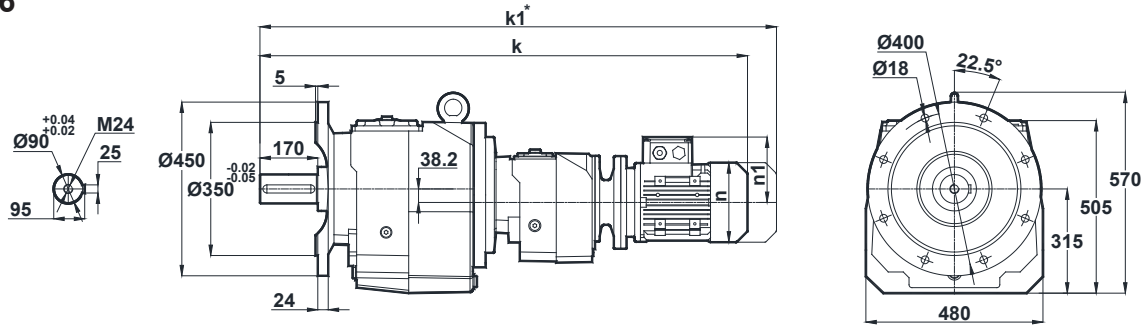


-Mil ucu çektirme deliği DIN 332 sayfa 2 / Tapped center hole to DIN 332, sheet 2 / Zentrierung mit Gewinde DIN 332, Blatt 2

MV775 MV776

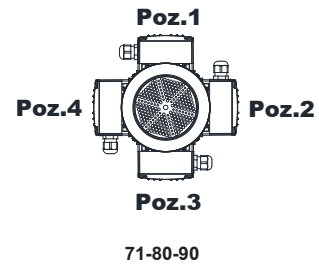


NV775 NV776

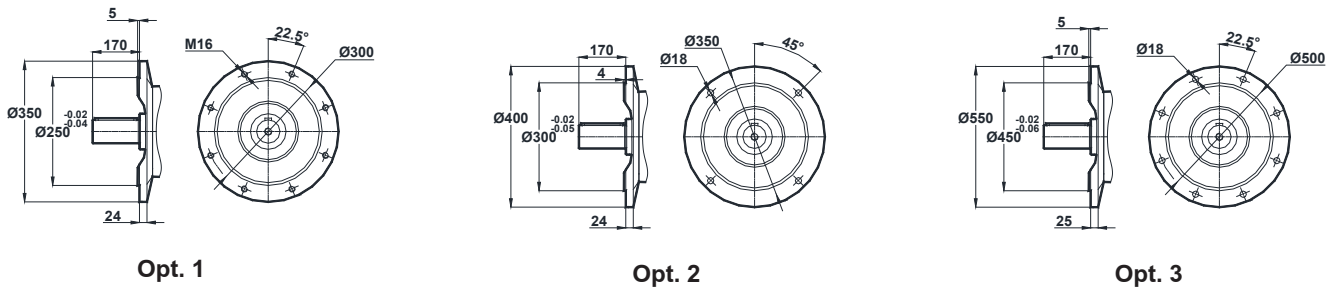


Motor Büyüklüğü / Motor Size / Motorbaugroße				
IEC	71/B5	80/B5 80/B14	90S/B5 90S/B14	90L/B5 90L/B14
k	1107	1130	1171	1171
k1	1198	1223	1274.5	1274.5
n / n1	137 / 112	155 / 121	176 / 132	176 / 132
m1 (B5)	160	200	200	200
m1 (B14)	-	120	140	140


Klemens Kutusu / Terminal Box / Klemmenkasten



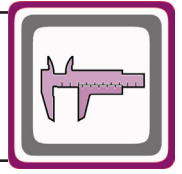
Opsiyonel Flanş Ölçüleri / Optional Flange Dimensions / Auswählbare Flanschabmessungen



* "k1" "Ölçüsü frenli redüktörlere aittir. Dimension "k1" is for motors with brake. Maße "k1" ist für Bremsenmotoren.

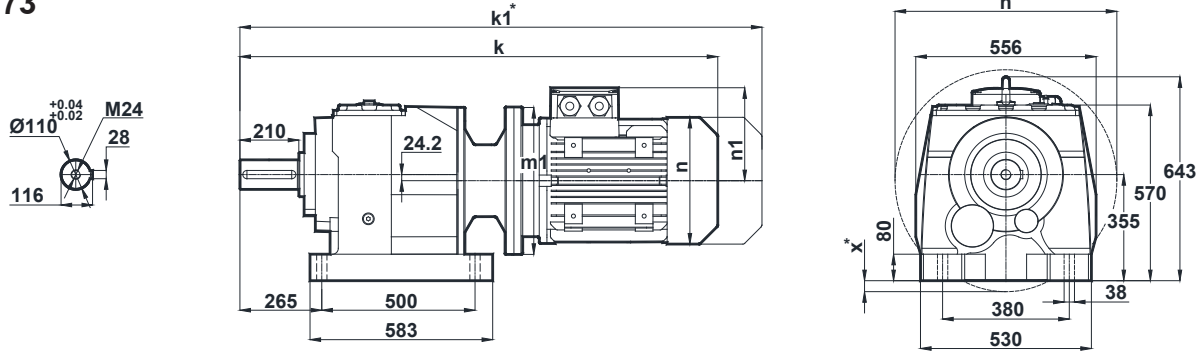


Ölçü Sayfaları Dimension Pages Abmessungsseiten

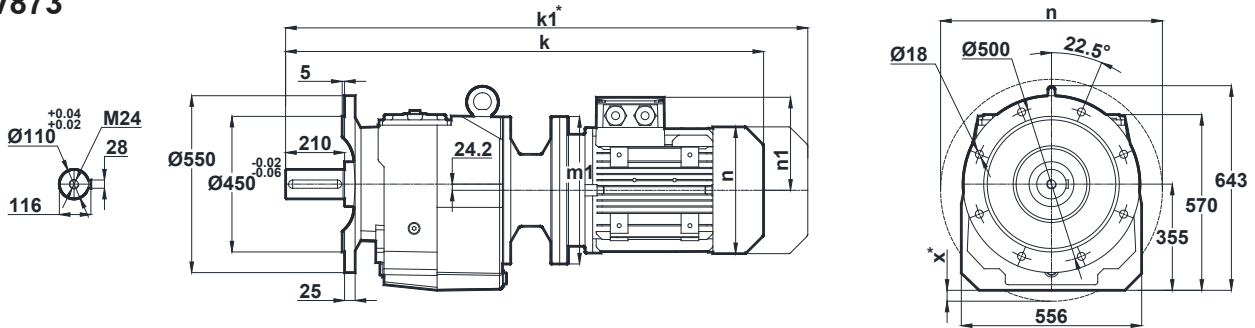


-Mil ucu çektirme deliği DIN 332 sayfa 2 / Tapped center hole to DIN 332, sheet 2 / Zentrierung mit Gewinde DIN 332, Blatt 2

MV872 MV873

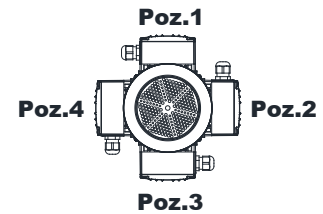


NV872 NV873



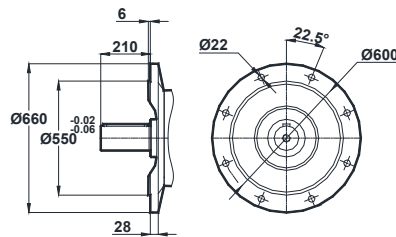
Motor Büyüklüğü / Motor Size / Motorbaugroße										
IEC	160M/B5	160L/B5	180M/B5	180L/B5	200L/B5	225S/B5	225M/B5	250M/B5	280S/B5	280M/B5
k	1418	1418	1506	1506	1560	1578	1603	1679	1741	1741
k1	1566	1566	1664.5	1664.5	1746.5	1743	1768	1849.5	1914	1920
n / n1	315 / 219	315 / 219	347 / 234	347 / 234	390 / 275	434 / 285	434 / 285	480 / 322	544 / 350	544 / 350
m1 (B5)	350	350	350	350	400	450	450	550	550	550
m1 (B14)	-	-	-	-	-	-	-	-	-	-
x (B5)	-	-	-	-	-	-	-	-	-	-

Klemens Kutusu / Terminal Box / Klemmenkasten



160-180-200-225-250-280


Opsiyonel Flanş Ölçüleri / Optional Flange Dimensions / Auswählbare Flanschabmessungen



Opt. 1

* "k1" "Ölçüsü frenli redüktörlere aittir. Dimension "k1" is for motors with brake. Maße "k1" ist für Bremsenmotoren.

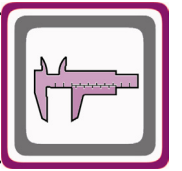
x: Motor, ayak bağlantı yüzeyinin altında ise / x: If Motor is lower than foot mounting plane / x: Wenn der Motor unter der Fußmontageebene ist



Ölçü Sayfaları

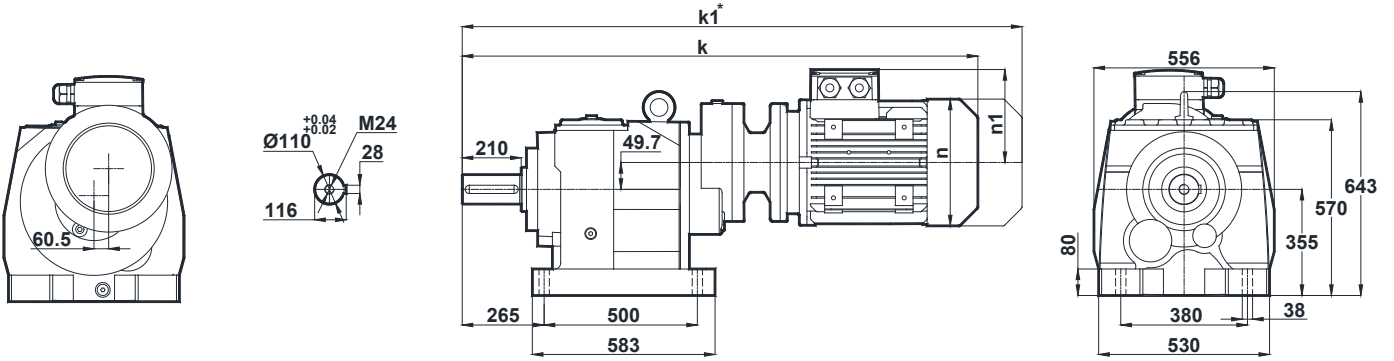
Dimension Pages

Abmessungsseiten

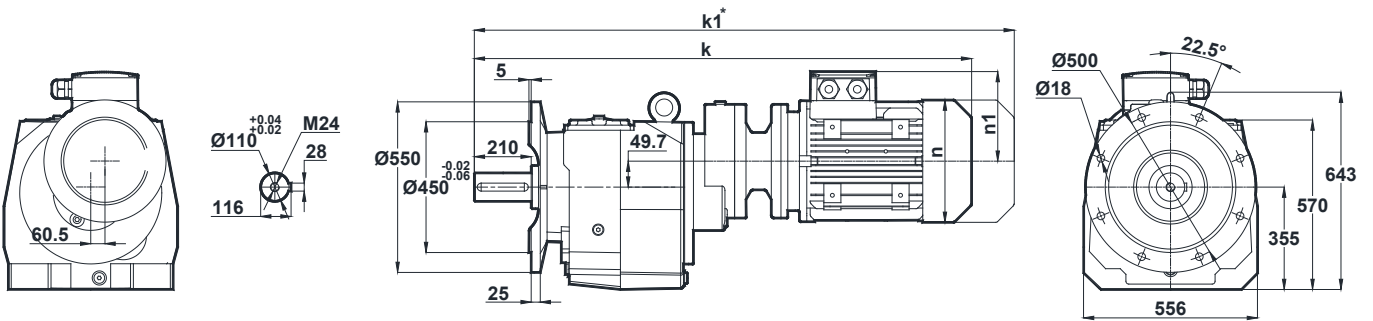


-Mil ucu çektirme deliği DIN 332 sayfa 2 / Tapped center hole to DIN 332, sheet 2 / Zentrierung mit Gewinde DIN 332, Blatt 2

MV874

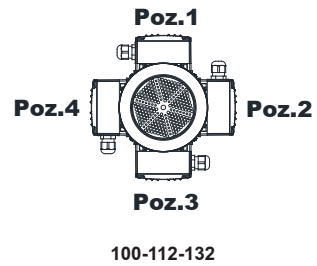


NV874

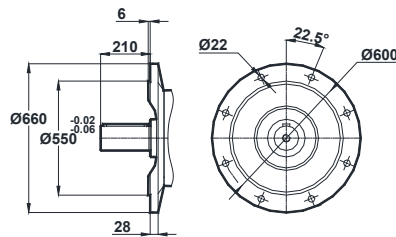


Motor Büyüklüğü / Motor Size / Motorbaugroße				
IEC	100L/B5	112M/B5	132S/B5 132S/B14	132M/B5 132M/B14
k	1206	1226.5	1331.5	1331.5
k1	1314.5	1331	1461.5	1461.5
n / n1	193 / 147	215 / 158	257 / 179	257 / 179
m1 (B5)	250	250	300	300
m1 (B14)	-	-	200	200

Klemens Kutusu / Terminal Box / Klemmenkasten




Opsiyonel Flanş Ölçüleri / Optional Flange Dimensions / Auswählbare Flanschabmessungen

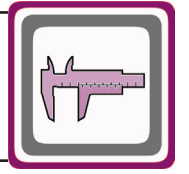


Opt. 1

* " k1 " Ölçüsü frenli redüktörlere aittir. Dimension " k1 " is for motors with brake. Maße " k1 " ist für Bremsenmotoren.

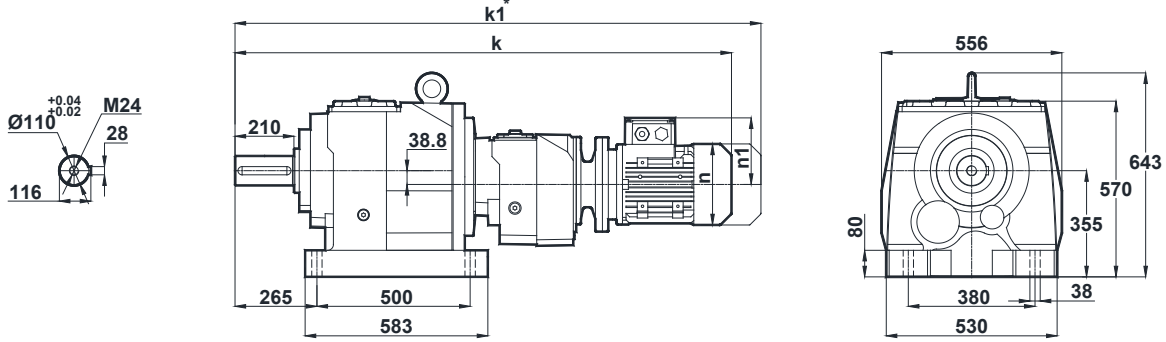


Ölçü Sayfaları Dimension Pages Abmessungsseiten

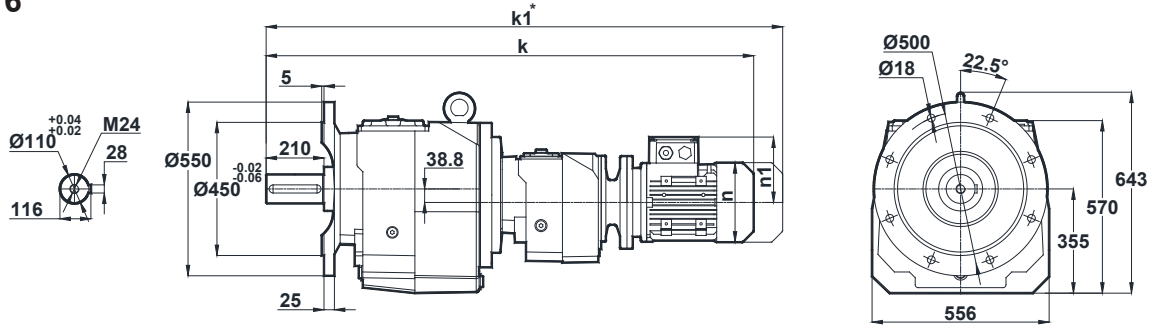


-Mil ucu çektirme deliği DIN 332 sayfa 2 / Tapped center hole to DIN 332, sheet 2 / Zentrierung mit Gewinde DIN 332, Blatt 2

MV875 MV876

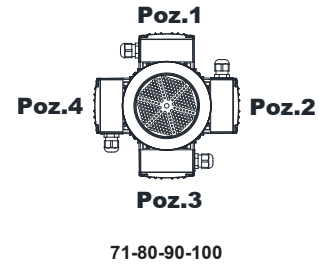


NV875 NV876

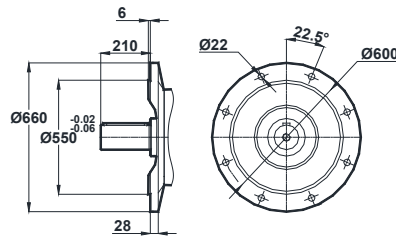


Motor Büyüklüğü / Motor Size / Motorbaugroße					
IEC	71/B5	80/B5 80/B14	90S/B5 90S/B14	90L/B5 90L/B14	100L/B5 100L/B14
k	1224	1247	1288	1288	1340.5
k1	1315	1340	1391.5	1391.5	1449
n / n1	137 / 112	155 / 121	176 / 132	176 / 132	193 / 147
m1 (B5)	160	200	200	200	250
m1 (B14)	-	120	140	140	160

Klemens Kutusu / Terminal Box / Klemmenkasten




Opsiyonel Flanş Ölçüleri / Optional Flange Dimensions / Auswählbare Flanschabmessungen

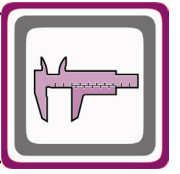


Opt. 1

* " k1 " Ölçüsü frenli redüktörlere aittir. Dimension " k1 " is for motors with brake. Maße " k1 " ist für Bremsenmotoren.

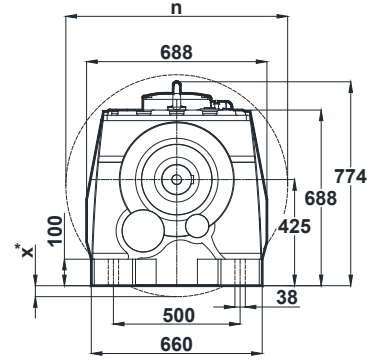
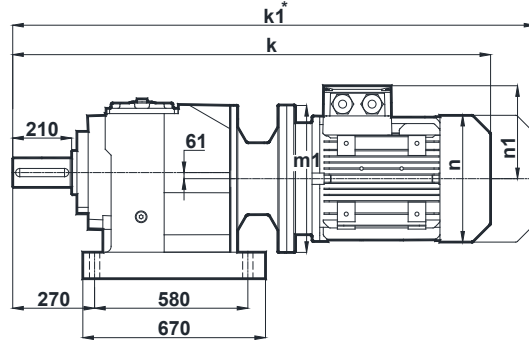
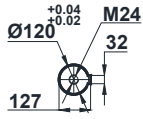


Ölçü Sayfaları Dimension Pages Abmessungenseiten

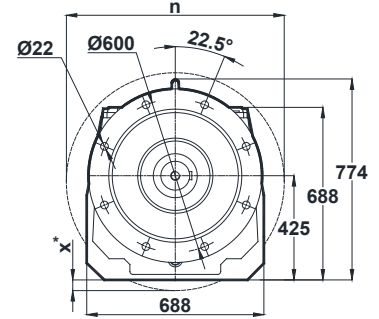
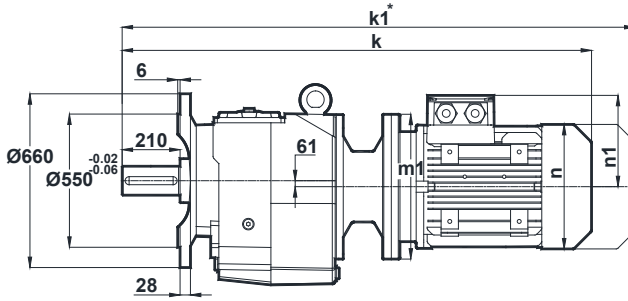
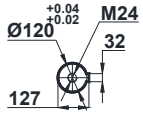


-Mil ucu çektirme deliği DIN 332 sayfa 2 / Tapped center hole to DIN 332, sheet 2 / Zentrierung mit Gewinde DIN 332, Blatt 2

MV972 MV973

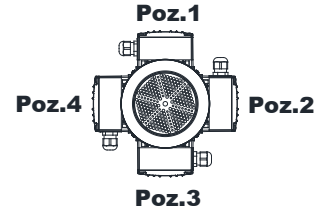


NV972 NV973



Motor Büyüklüğü / Motor Size / Motorbaugröße												
IEC	160M/B5	160L/B5	180M/B5	180L/B5	200L/B5	225S/B5	225M/B5	250M/B5	280S/B5	280M/B5	315S/B5	315M/B5
k	1405.5	1405.5	1493.5	1493.5	1571.5	1631.5	1656.5	1754.5	1816.5	1816.5	2058.5	2058.5
k1	1553.5	1553.5	1652	1652	1758	1796.5	1821.5	1925	1989.5	1995.5	-	-
n / n1	315 / 219	315 / 219	347 / 234	347 / 234	390 / 275	434 / 285	434 / 285	480 / 322	544 / 350	544 / 350	614 / 510	614 / 510
m1 (B5)	350	350	350	350	400	450	450	550	550	550	660	660
m1 (B14)	-	-	-	-	-	-	-	-	-	-	-	-
x (B5)	-	-	-	-	-	-	-	-	-	-	-	-


Klemens Kutusu / Terminal Box / Klemmenkasten



160-180-200-225-250-280-315

* "k1" Ölçüsü frenli redüktörlere aittir. Dimension "k1" is for motors with brake. Maße "k1" ist für Bremsenmotoren.

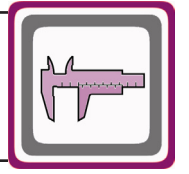
x: Motor, ayak bağlantı yüzeyinin altında ise / x: If Motor is lower than foot mounting plane / x: Wenn der Motor unter der Fußmontageebene ist



Ölçü Sayfaları

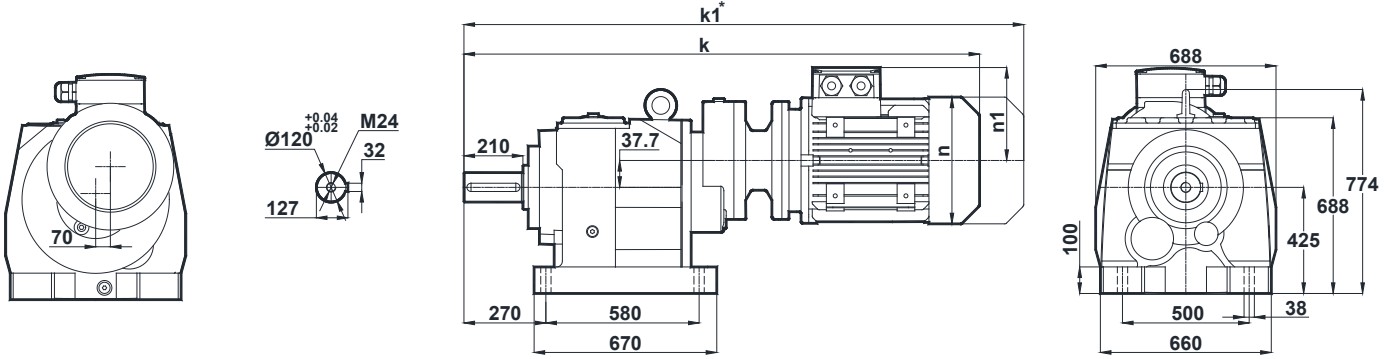
Dimension Pages

Abmessungsseiten

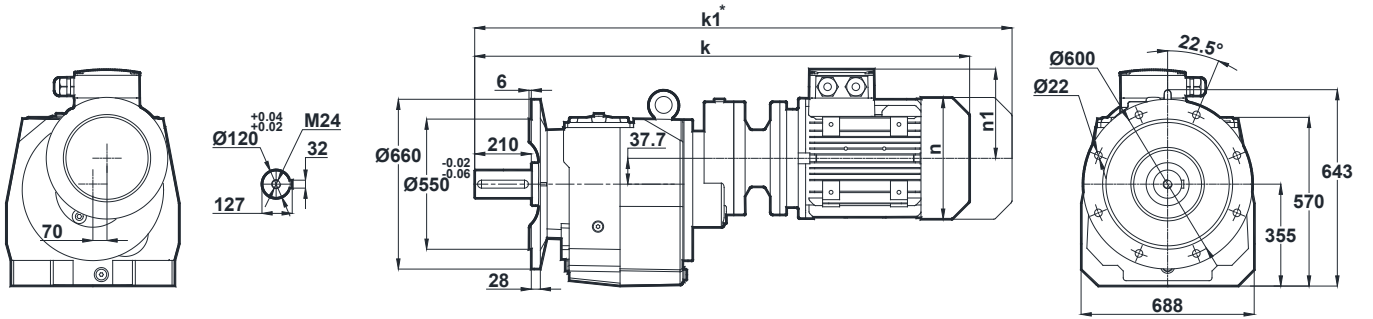


-Mil ucu çekirme deliği DIN 332 sayfa 2 / Tapped center hole to DIN 332, sheet 2 / Zentrierung mit Gewinde DIN 332, Blatt 2

MV974

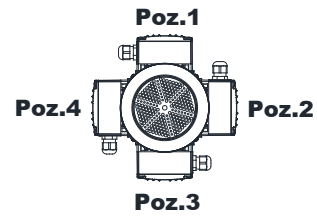


NV974




Motor Büyüklüğü / Motor Size / Motorbaugroße				
IEC	100L/B5	112M/B5	132S/B5 132S/B14	132M/B5 132M/B14
k	1309.5	1330	1429	1429
k1	1418	1434.5	1559	1559
n / n1	193 / 147	215 / 158	257 / 179	257 / 179
m1 (B5)	250	250	300	300
m1 (B14)	-	-	200	200

Klemens Kutusu / Terminal Box / Klemmenkasten

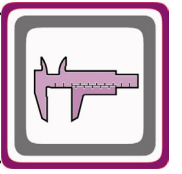


100-112-132

* " k1 " Ölçüsü frenli redüktörlere aittir. Dimension " k1 " is for motors with brake. Maße " k1 " ist für Bremsenmotoren.

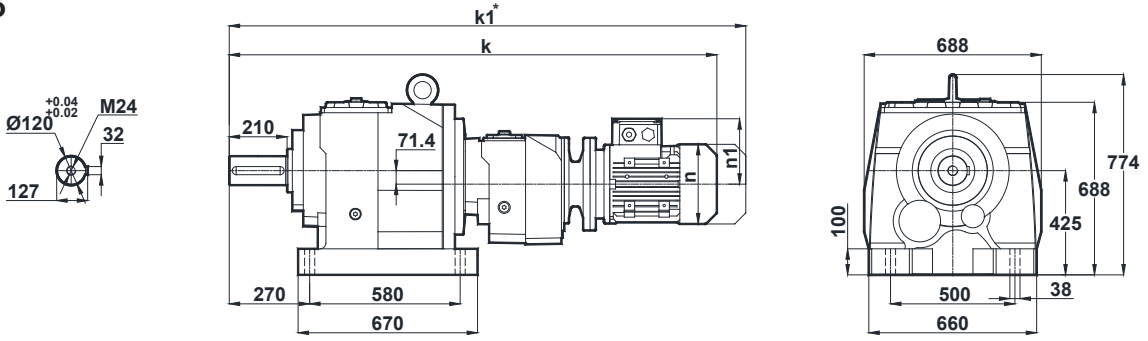


Ölçü Sayfaları Dimension Pages Abmessungsseiten

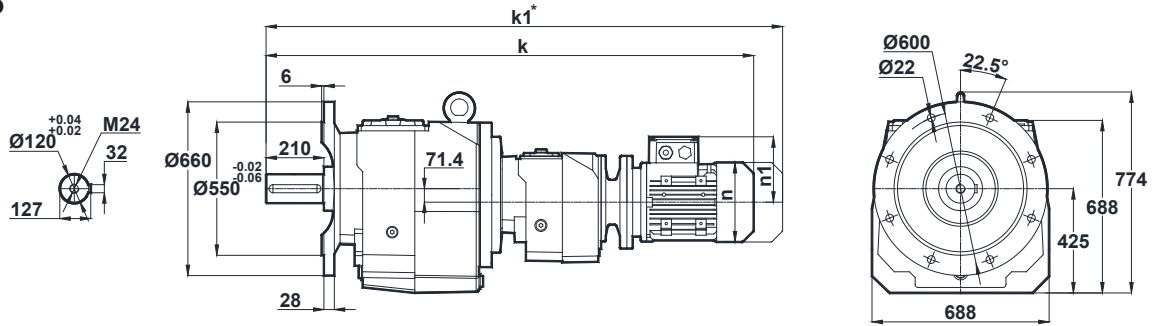


-Mil ucu çektirme deliği DIN 332 sayfa 2 / Tapped center hole to DIN 332, sheet 2 / Zentrierung mit Gewinde DIN 332, Blatt 2

MV975 MV976

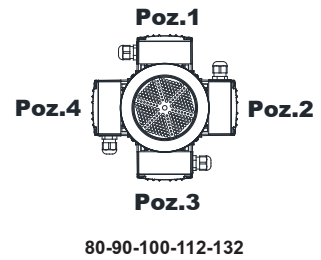


NV975 NV976




Motor Büyüklüğü / Motor Size / Motorbaugroße						
IEC	80/B5	90S/B5 90S/B14	90L/B5 90L/B14	100L/B5 100L/B14	112M/B5 112M/B14	132S/B5 132S/B14
k	1369	1410	1410	1464	1484.5	1587
k1	1462	1513.5	1513.5	1572.5	1589	1717
n / n1	155 / 121	176 / 132	176 / 132	193 / 147	215 / 158	257 / 179
m1 (B5)	200	200	200	250	250	300
m1 (B14)	-	140	140	160	160	200

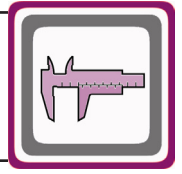
Klemens Kutusu / Terminal Box / Klemmenkasten



* "k1" "Ölçüsü frenli redüktörlere aittir. Dimension "k1" is for motors with brake. Maße "k1" ist für Bremsenmotoren.

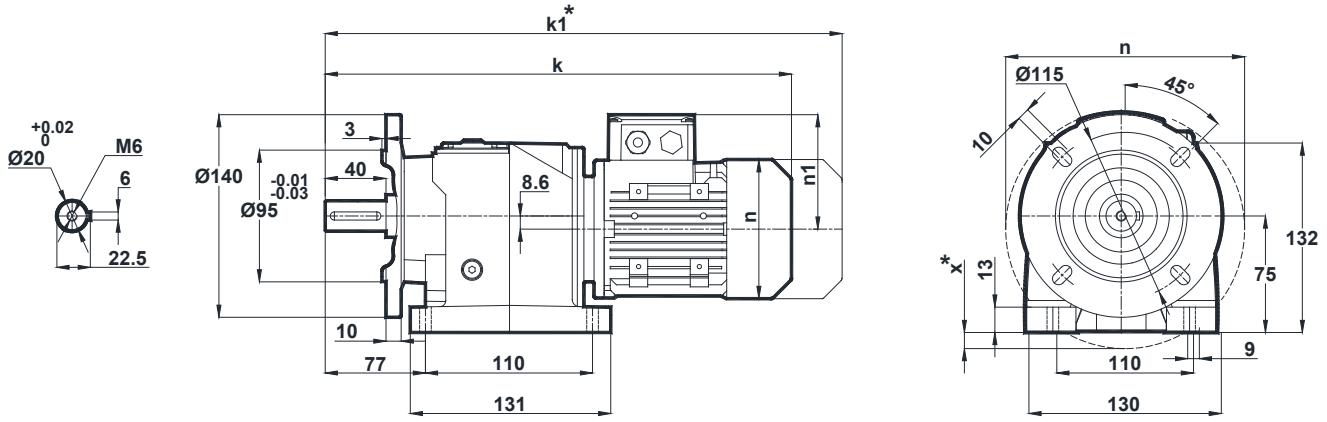


Ölçü Sayfaları Dimension Pages Abmessungenseiten



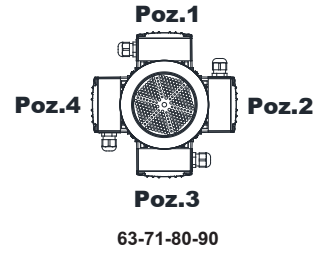
-Mil ucu çektirme deliği DIN 332 sayfa 2 / Tapped center hole to DIN 332, sheet 2 / Zentrierung mit Gewinde DIN 332, Blatt 2

MRF002 MRF003

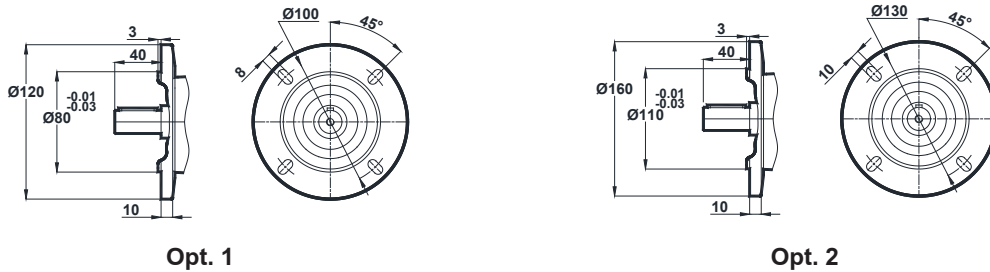


Motor Büyüklüğü / Motor Size / Motorbaugroße					
	63	71	80	90S	90L
k	368.5	397	431	470	470
k1	429.5	488	524	573.5	573.5
n	121	137	155	176	176
n1	97	112	121	132	132
x	-	3	12	22	22

Klemens Kutusu / Terminal Box / Klemmenkasten




Opsiyonel Flanş Ölçüleri / Optional Flange Dimensions / Auswählbare Flanschabmessungen

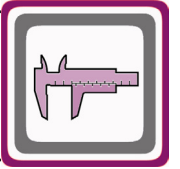


* "k1" Ölçüsü frenli redüktörlere aittir. Dimension "k1" is for motors with brake. Maße "k1" ist für Bremsenmotoren.

x: Motor, ayak bağlantı yüzeyinin altında ise / x: If Motor is lower than foot mounting plane / x: Wenn der Motor unter der Fußmontageebene ist

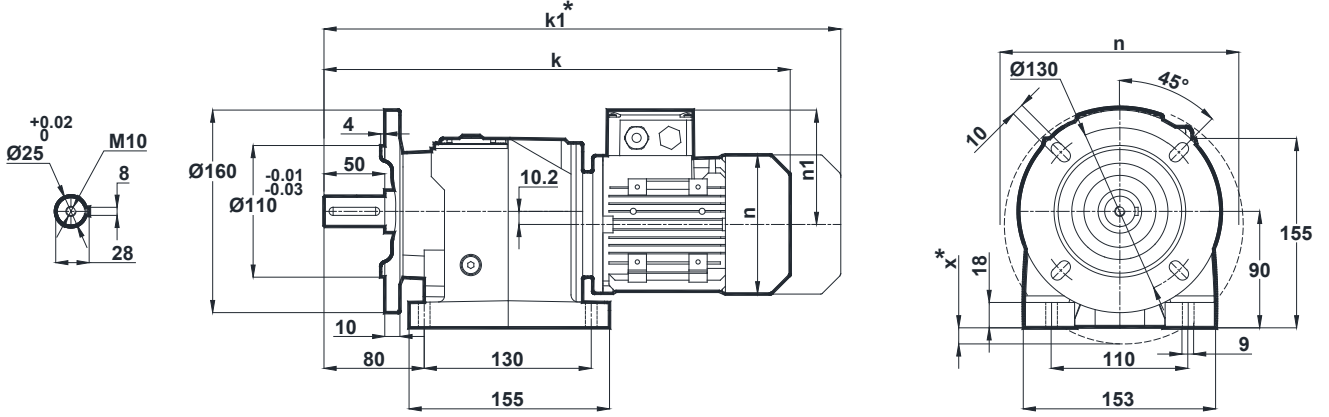


Ölçü Sayfaları Dimension Pages Abmessungenseiten



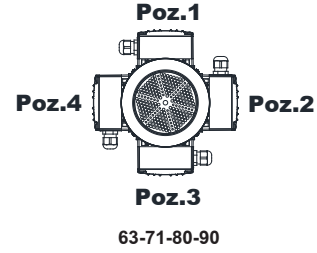
-Mil ucu çektirme deliği DIN 332 sayfa 2 / Tapped center hole to DIN 332, sheet 2 / Zentrierung mit Gewinde DIN 332, Blatt 2

MRF102 MRF103

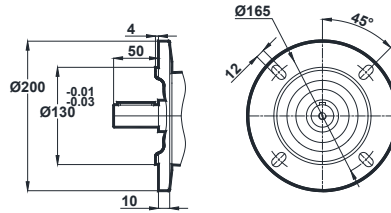


Motor Büyüklüğü / Motor Size / Motorbaugroße	63	71	80	90S	90L
k	398	424	458	497	497
k1	459	515	551	600.5	600.5
n	121	137	155	176	176
n1	97	112	121	132	132
x	-	-	-	9	9

Klemens Kutusu / Terminal Box / Klemmenkasten




Opsiyonel Flanş Ölçüleri / Optional Flange Dimensions / Auswählbare Flanschabmessungen



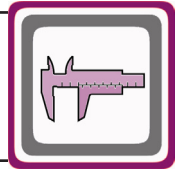
Opt. 1

* "k1" Ölçüsü frenli redüktörlere aittir. Dimension "k1" is for motors with brake. Maße "k1" ist für Bremsenmotoren.

x: Motor, ayak bağlantı yüzeyinin altında ise / x: If Motor is lower than foot mounting plane / x: Wenn der Motor unter der Fußmontageebene ist

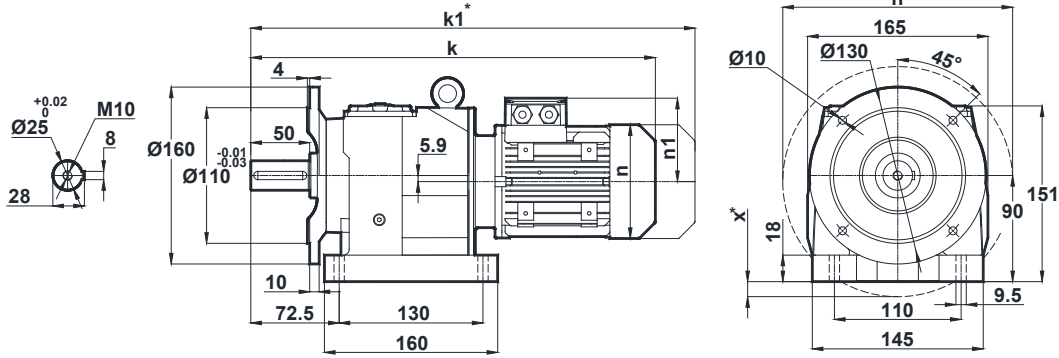


Ölçü Sayfaları Dimension Pages Abmessungsseiten



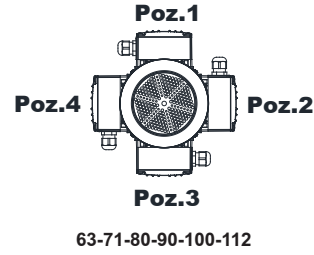
-Mil ucu çektirme deliği DIN 332 sayfa 2 / Tapped center hole to DIN 332, sheet 2 / Zentrierung mit Gewinde DIN 332, Blatt 2

MRF172
MRF173

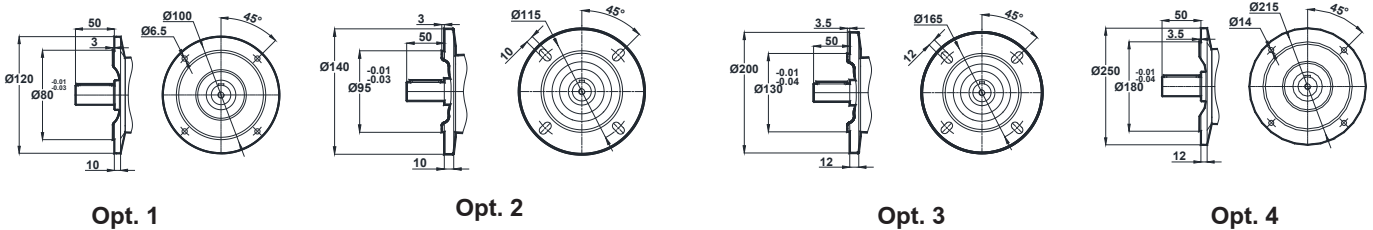


Motor Büyüklüğü / Motor Size / Motorbaugroße							
	63	71	80	90S	90L	100L	112M
k	395.5	424	458	497	497	545	569
k1	456.5	515	551	600.5	600.5	653.5	673.5
n	121	137	155	176	176	193	215
n1	97	112	121	132	132	147	158
x	-	-	-	4	4	13	24

Klemens Kutusu / Terminal Box / Klemmenkasten




Opsiyonel Flanş Ölçüleri / Optional Flange Dimensions / Auswählbare Flanschabmessungen

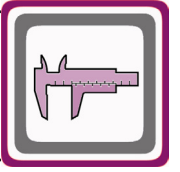


* " k1 " Ölçüsü frenli redüktörlere aittir. Dimension " k1 " is for motors with brake. Maße " k1 " ist für Bremsenmotoren.

x: Motor, ayak bağlantı yüzeyinin altında ise / x: If Motor is lower than foot mounting plane / x: Wenn der Motor unter der Fußmontageebene ist

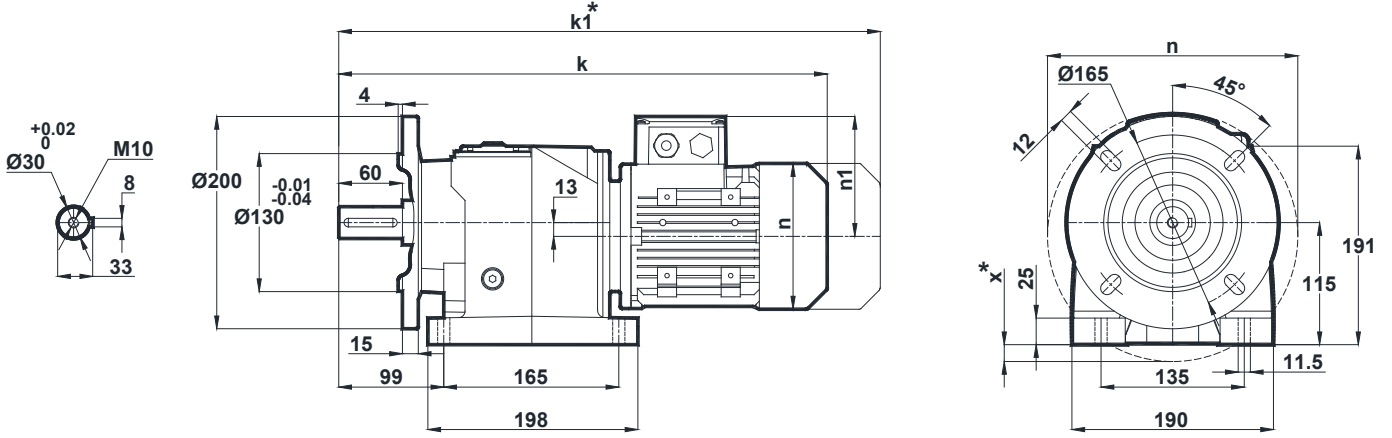


Ölçü Sayfaları Dimension Pages Abmessungenseiten



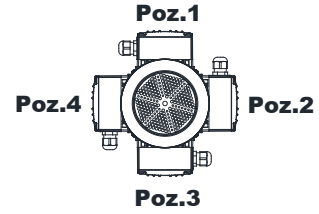
-Mil ucu çektirme deliği DIN 332 sayfa 2 / Tapped center hole to DIN 332, sheet 2 / Zentrierung mit Gewinde DIN 332, Blatt 2

MRF202 MRF203



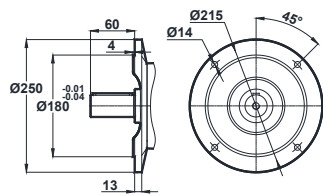
Motor Büyüklüğü / Motor Size / Motorbaugroße							
	63	71	80	90S	90L	100L	112M
k	443	470	504	543	543	591	615
k1	504	561	597	646.5	646.5	699.5	719.5
n	121	137	155	176	176	193	215
n1	97	112	121	132	132	147	158
x	-	-	-	-	-	-	6

Klemens Kutusu / Terminal Box / Klemmenkasten

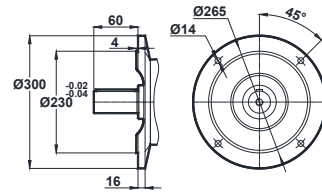


63-71-80-90-100-112

Opsiyonel Flanş Ölçüleri / Optional Flange Dimensions / Auswählbare Flanschabmessungen




Opt. 1



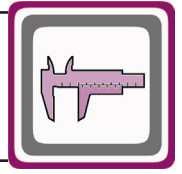
Opt. 2

* "k1" Ölçüsü frenli redüktörlere aittir. Dimension "k1" is for motors with brake. Maße "k1" ist für Bremsenmotoren.

x: Motor, ayak bağlantı yüzeyinin altında ise / x: If Motor is lower than foot mounting plane / x: Wenn der Motor unter der Fußmontageebene ist

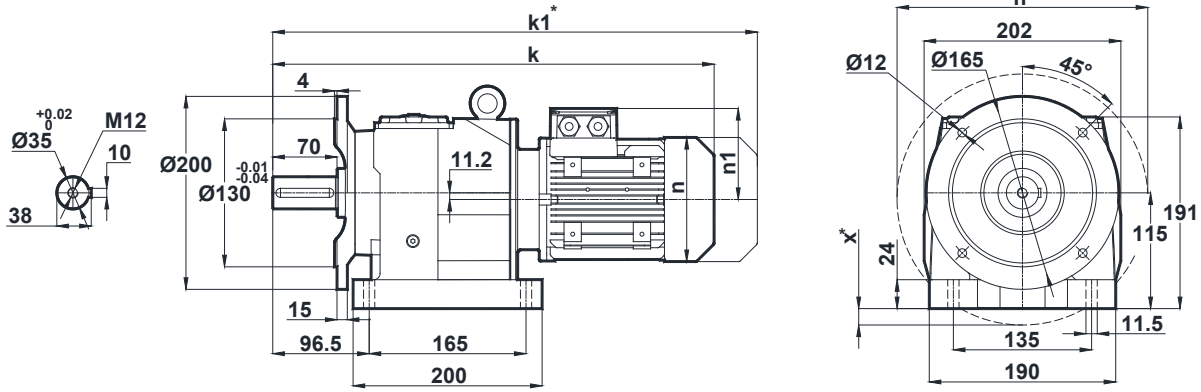


Ölçü Sayfaları Dimension Pages Abmessungsseiten



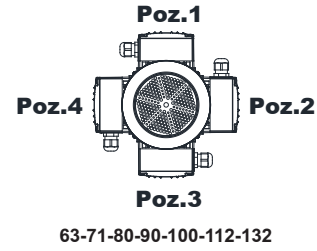
-Mil ucu çektirme deliği DIN 332 sayfa 2 / Tapped center hole to DIN 332, sheet 2 / Zentrierung mit Gewinde DIN 332, Blatt 2

MRF272
MRF273

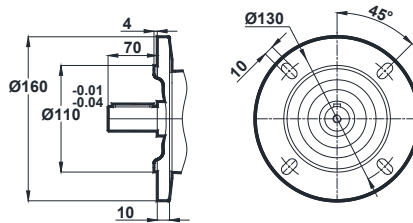


Motor Büyüklüğü / Motor Size / Motorbaugroße									
	63	71	80	90S	90L	100L	112M	132S	132M
k	444	471	505	544	544	592	616	699	699
k1	505	562	598	647.5	647.5	700.5	720.5	829	829
n	121	137	155	176	176	193	215	257	257
n1	97	112	121	132	132	147	158	179	179
x	-	-	-	-	-	-	4	25	25

Klemens Kutusu / Terminal Box / Klemmenkasten




Opsiyonel Flanş Ölçüleri / Optional Flange Dimensions / Auswählbare Flanschabmessungen



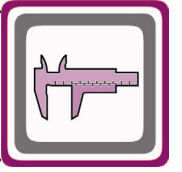
Opt. 1

* "k1" Ölçüsü frenli redüktörlere aittir. Dimension "k1" is for motors with brake. Maße "k1" ist für Bremsenmotoren.

x: Motor, ayak bağlantı yüzeyinin altında ise / x: If Motor is lower than foot mounting plane / x: Wenn der Motor unter der Fußmontageebene ist

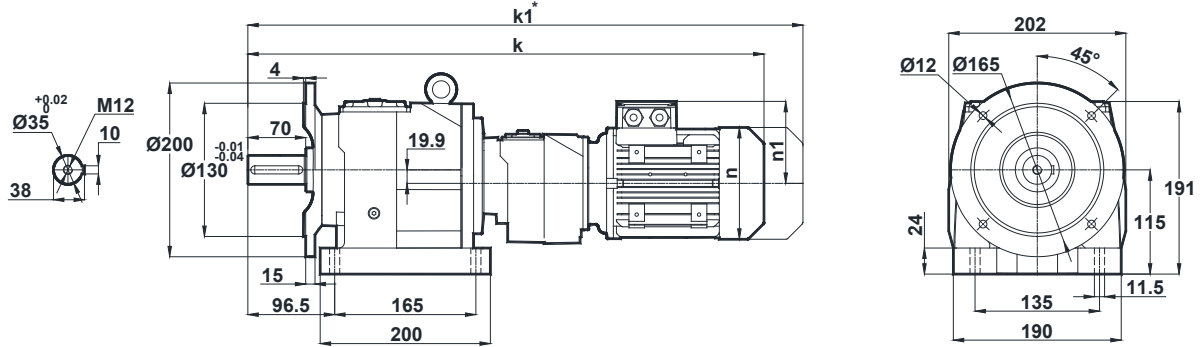


Ölçü Sayfaları Dimension Pages Abmessungenseiten



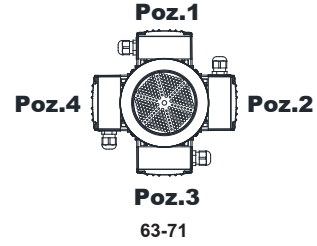
-Mil ucu çektirme deliği DIN 332 sayfa 2 / Tapped center hole to DIN 332, sheet 2 / Zentrierung mit Gewinde DIN 332, Blatt 2

MRF275 MRF276

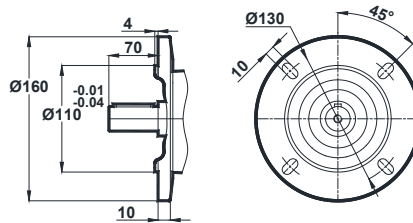


Motor Büyüklüğü / Motor Size / Motorbaugroße		
	63	71
k	593.5	622
k1	645.5	713
n	121	137
n1	97	112

Klemens Kutusu / Terminal Box / Klemmenkasten




Opsiyonel Flanş Ölçüleri / Optional Flange Dimensions / Auswählbare Flanschabmessungen

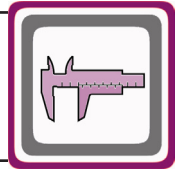


Opt. 1

* " k1 " Ölçüsü frenli redüktörlere aittir. Dimension " k1 " is for motors with brake. Maße " k1 " ist für Bremsenmotoren.

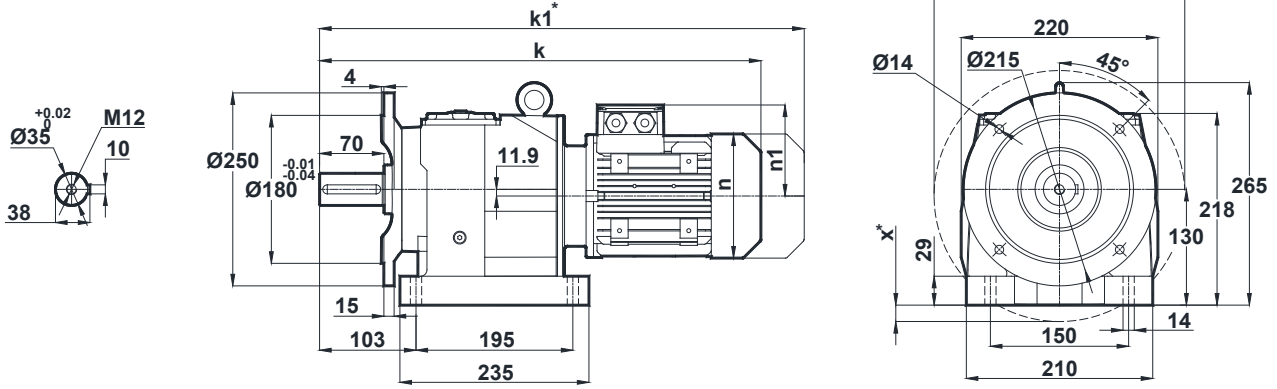


Ölçü Sayfaları Dimension Pages Abmessungenseiten



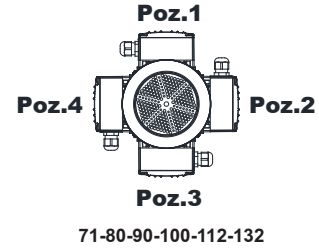
-Mil ucu çektirme deliği DIN 332 sayfa 2 / Tapped center hole to DIN 332, sheet 2 / Zentrierung mit Gewinde DIN 332, Blatt 2

MRF282 MRF283

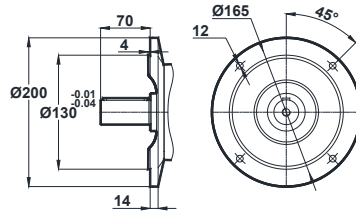


Motor Büyüklüğü / Motor Size / Motorbaugroße								
	71	80	90S	90L	100L	112M	132S	132M
k	488.5	522.5	561.5	561.5	609.5	633.5	720	720
k1	579.5	615.5	665	665	718	738	850	850
n	137	155	176	176	193	215	257	257
n1	112	121	132	132	147	158	179	179
x	-	-	-	-	-	-	11	11

Klemens Kutusu / Terminal Box / Klemmenkasten




Opsiyonel Flanş Ölçüleri / Optional Flange Dimensions / Auswählbare Flanschabmessungen



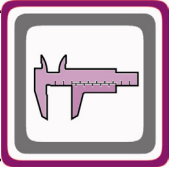
Opt. 1

* " k1 " Ölçüsü frenli redüktörlere aittir. Dimension " k1 " is for motors with brake. Maße " k1 " ist für Bremsenmotoren.

x: Motor, ayak bağlantı yüzeyinin altında ise / x: If Motor is lower than foot mounting plane / x: Wenn der Motor unter der Fußmontageebene ist

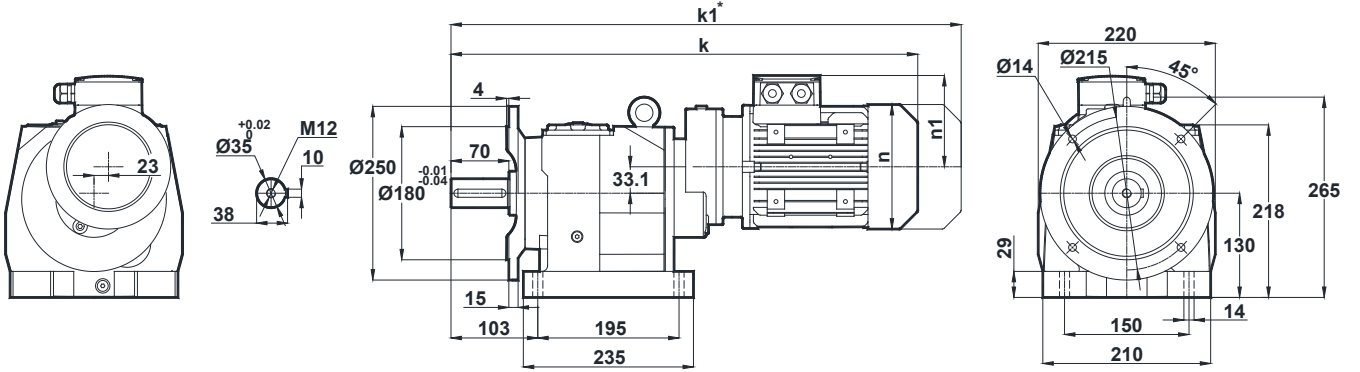


Ölçü Sayfaları Dimension Pages Abmessungenseiten



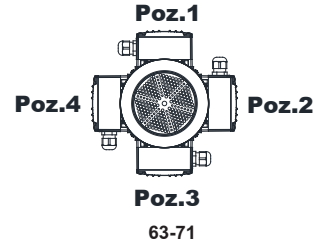
-Mil ucu çektirme deliği DIN 332 sayfa 2 / Tapped center hole to DIN 332, sheet 2 / Zentrierung mit Gewinde DIN 332, Blatt 2

MRF284

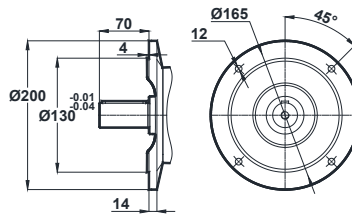


Motor Büyüklüğü / Motor Size / Motorbaugroße	63	71
k	540.5	567.5
k1	601.5	658.5
n	121	137
n1	97	112

Klemens Kutusu / Terminal Box / Klemmenkasten




Opsiyonel Flanş Ölçüleri / Optional Flange Dimensions / Auswählbare Flanschabmessungen

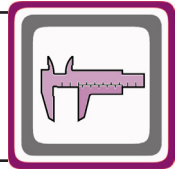


Opt. 1

* " k1 " Ölçüsü frenli redüktörlere aittir. Dimension " k1 " is for motors with brake. Maße " k1 " ist für Bremsenmotoren.

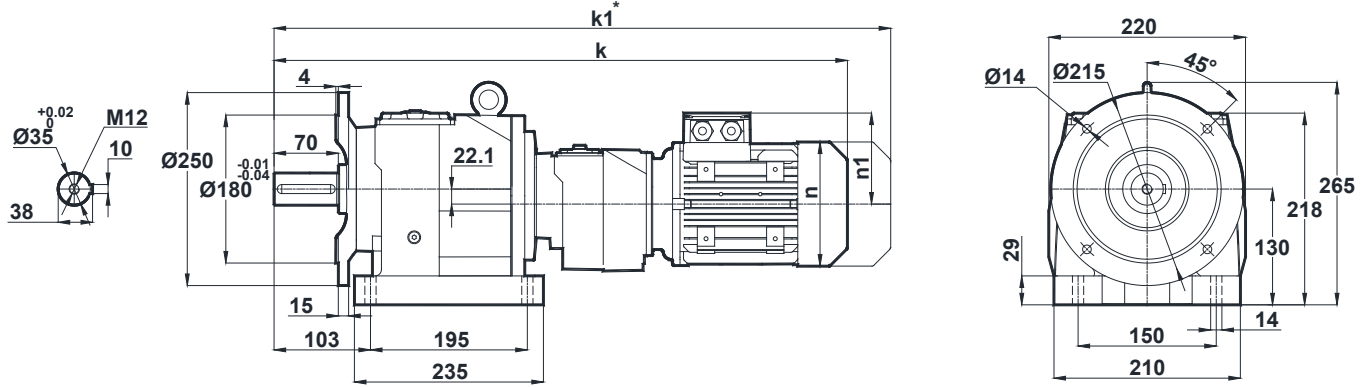


Ölçü Sayfaları Dimension Pages Abmessungsseiten



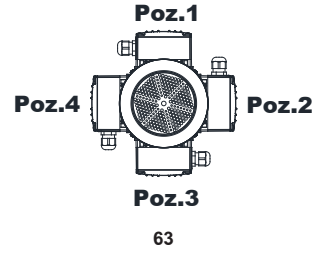
-Mil ucu çekirme deliği DIN 332 sayfa 2 / Tapped center hole to DIN 332, sheet 2 / Zentrierung mit Gewinde DIN 332, Blatt 2

MRF285
MRF286

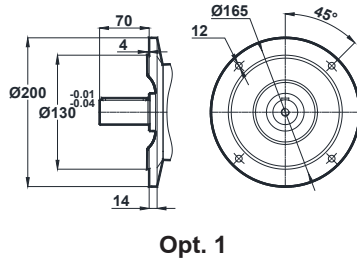


Motor Büyüklüğü / Motor Size / Motorbaugroße	
	63
k	645
k1	706
n	121
n1	97

Klemens Kutusu / Terminal Box / Klemmenkasten




Opsiyonel Flanş Ölçüleri / Optional Flange Dimensions / Auswählbare Flanschabmessungen

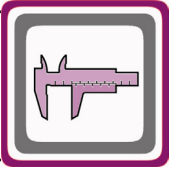


Opt. 1

* "k1" Ölçüsü frenli redüktörlere aittir. Dimension "k1" is for motors with brake. Maße "k1" ist für Bremsenmotoren.

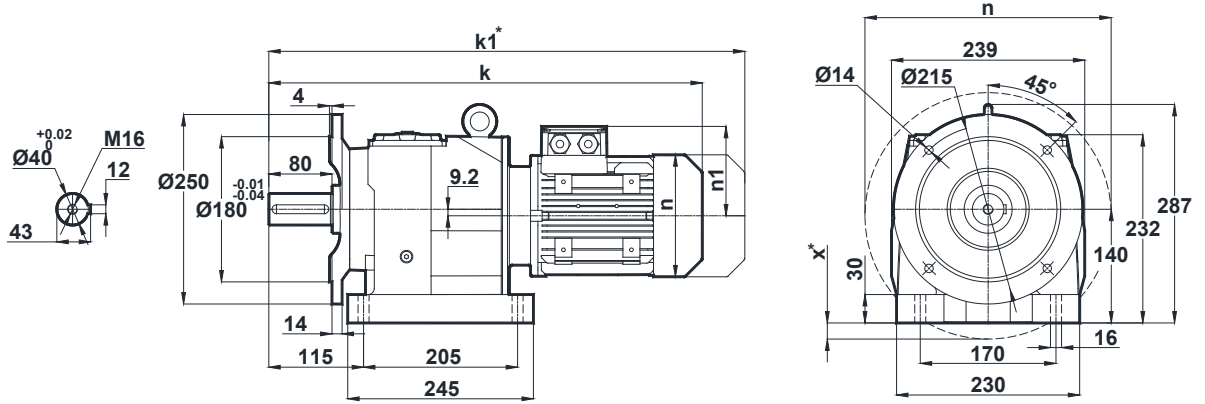


Ölçü Sayfaları Dimension Pages Abmessungsseiten



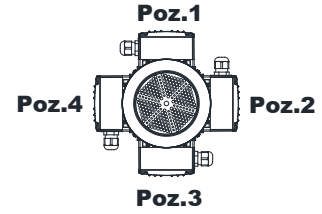
-Mil ucu çektirme deliği DIN 332 sayfa 2 / Tapped center hole to DIN 332, sheet 2 / Zentrierung mit Gewinde DIN 332, Blatt 2

MRF372 MRF373



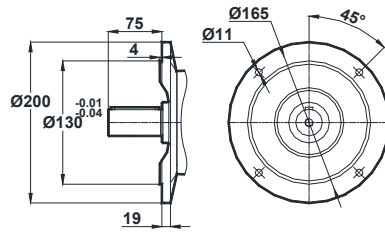
Motor Büyüklüğü / Motor Size / Motorbaugroße								
	71	80	90S	90L	100L	112M	132S	132M
k	509.5	543.5	582.5	582.5	630.5	654.5	741	741
k1	600.5	636.5	686	686	739	759	871	871
n	137	155	176	176	193	215	257	257
n1	112	121	132	132	147	158	179	179
x	-	-	-	-	-	-	-	-

Klemens Kutusu / Terminal Box / Klemmenkasten



71-80-90-100-112-132


Opsiyonel Flanş Ölçüleri / Optional Flange Dimensions / Auswählbare Flanschabmessungen



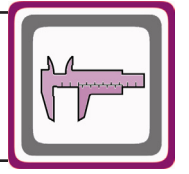
Opt. 1

* "k1" Ölçüsü frenli redüktörlere aittir. Dimension "k1" is for motors with brake. Maße "k1" ist für Bremsenmotoren.

x: Motor, ayak bağlantı yüzeyinin altında ise / x: If Motor is lower than foot mounting plane / x: Wenn der Motor unter der Fußmontageebene ist

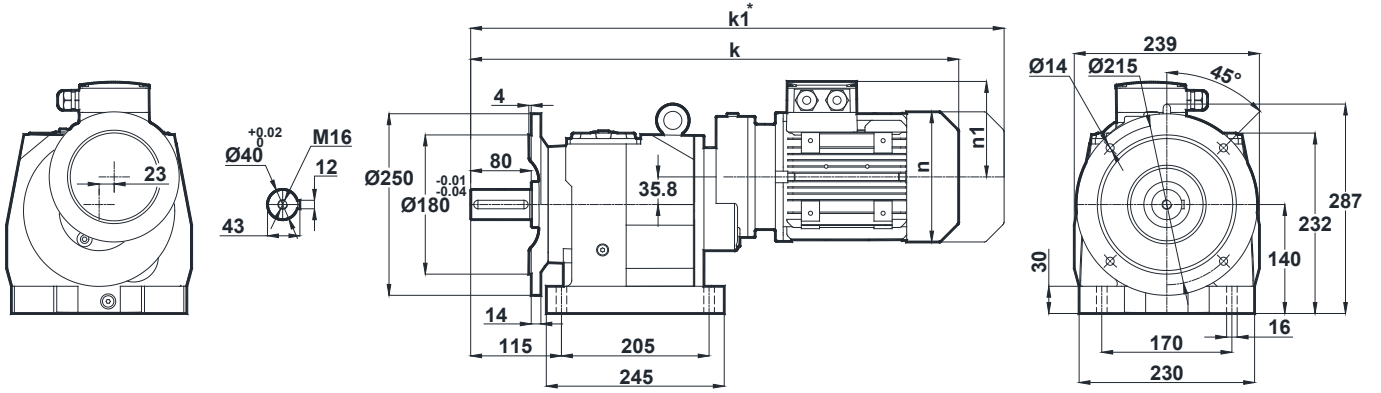


Ölçü Sayfaları Dimension Pages Abmessungsseiten



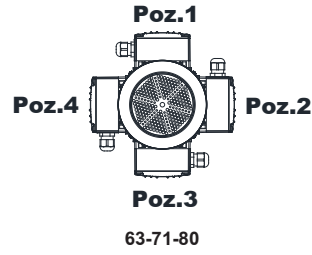
-Mil ucu çekirme deliği DIN 332 sayfa 2 / Tapped center hole to DIN 332, sheet 2 / Zentrierung mit Gewinde DIN 332, Blatt 2

MRF374

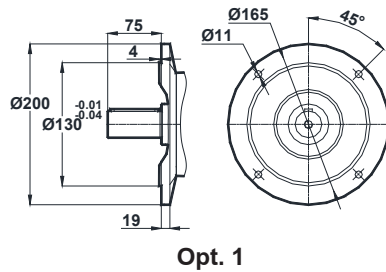


Motor Büyüklüğü / Motor Size / Motorbaugroße			
	63	71	80
k	561.5	588.5	622.5
k1	622.5	679.5	715.5
n	121	137	155
n1	97	112	121


Klemens Kutusu / Terminal Box / Klemmenkasten



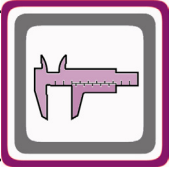
Opsiyonel Flanş Ölçüleri / Optional Flange Dimensions / Auswählbare Flanschabmessungen



* " k1 " Ölçüsü frenli redüktörlere aittir. Dimension " k1 " is for motors with brake. Maße " k1 " ist für Bremsenmotoren.

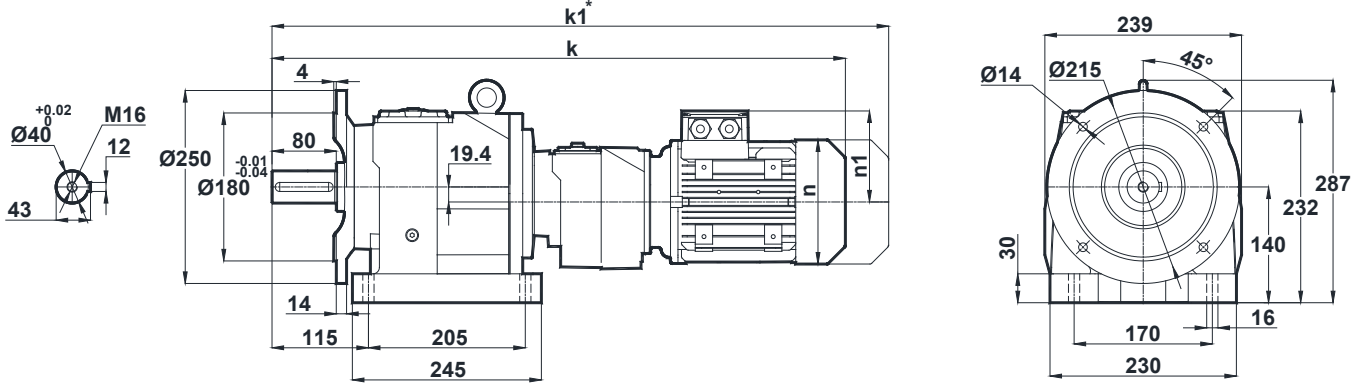


Ölçü Sayfaları Dimension Pages Abmessungenseiten



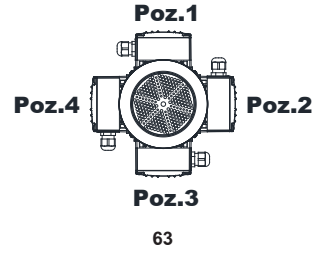
-Mil ucu çektirme deliği DIN 332 sayfa 2 / Tapped center hole to DIN 332, sheet 2 / Zentrierung mit Gewinde DIN 332, Blatt 2

MRF375
MRF376

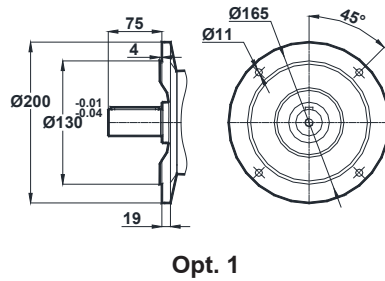


Motor Büyüklüğü / Motor Size / Motorbaugroße	
	63
k	666
k1	727
n	121
n1	97

Klemens Kutusu / Terminal Box / Klemmenkasten




Opsiyonel Flanş Ölçüleri / Optional Flange Dimensions / Auswählbare Flanschabmessungen

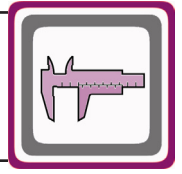


Opt. 1

* "k1" ölçüsü frenli redüktörlere aittir. Dimension "k1" is for motors with brake. Maße "k1" ist für Bremsenmotoren.

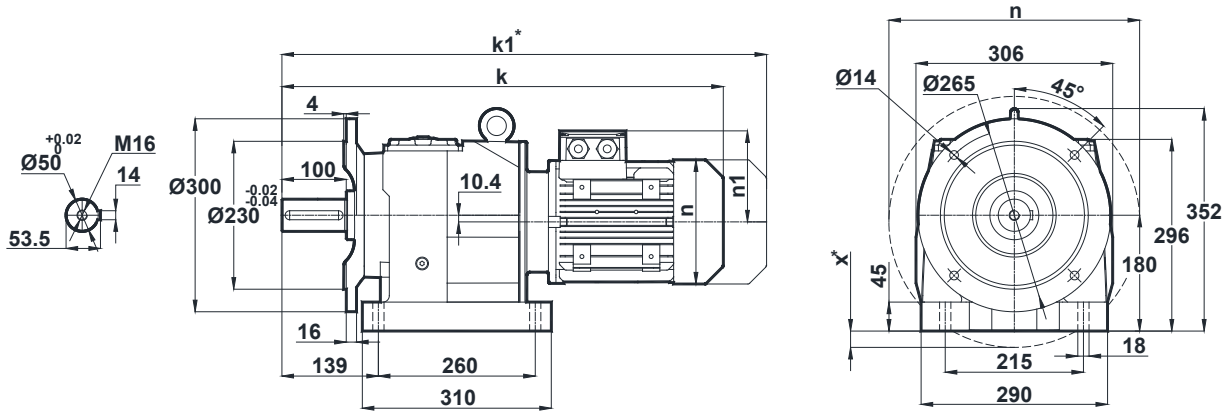


Ölçü Sayfaları Dimension Pages Abmessungenseiten



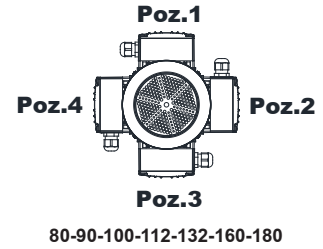
-Mil ucu çektirme deliği DIN 332 sayfa 2 / Tapped center hole to DIN 332, sheet 2 / Zentrierung mit Gewinde DIN 332, Blatt 2

MRF472
MRF473

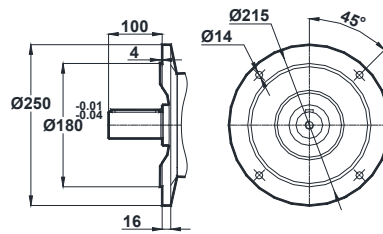


Motor Büyüklüğü / Motor Size / Motorbaugroße											
	80	90S	90L	100L	112M	132S	132M	160M	160L	180M	180L
k	610.5	649.5	649.5	694.5	718.5	803.5	803.5	899.5	899.5	971.5	971.5
k1	703.5	753	753	803	823	933.5	933.5	1047.5	1047.5	1130	1130
n	155	176	176	193	215	257	257	315	315	347	347
n1	121	132	132	147	158	179	179	219	219	234	234
x	-	-	-	-	-	-	-	-	-	3	3

Klemens Kutusu / Terminal Box / Klemmenkasten




Opsiyonel Flanş Ölçüleri / Optional Flange Dimensions / Auswählbare Flanschabmessungen



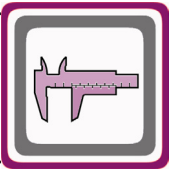
Opt. 1

* "k1" Ölçüsü frenli redüktörlere aittir. Dimension "k1" is for motors with brake. Maße "k1" ist für Bremsenmotoren.

x: Motor, ayak bağlantı yüzeyinin altında ise / x: If Motor is lower than foot mounting plane / x: Wenn der Motor unter der Fußmontageebene ist

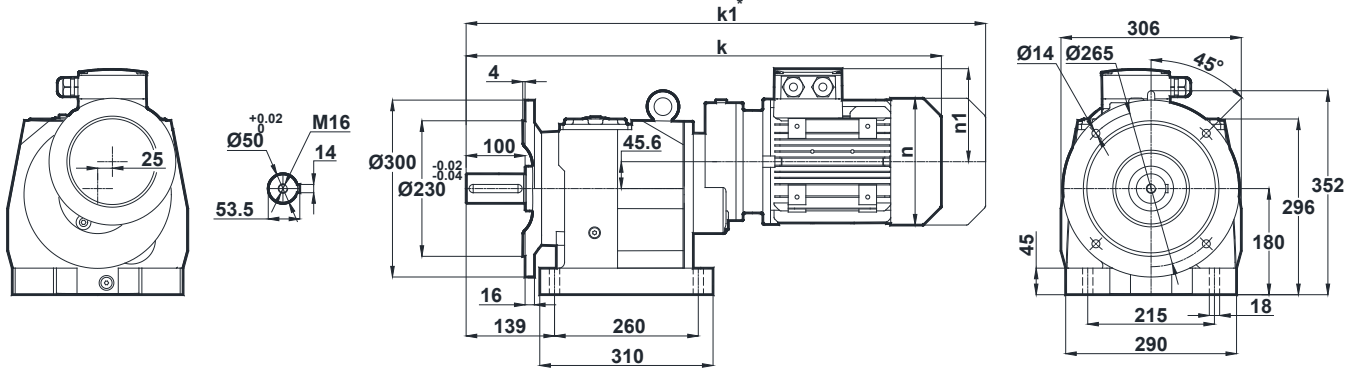


Ölçü Sayfaları Dimension Pages Abmessungsseiten



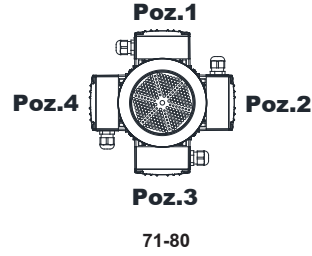
-Mil ucu çektirme deliği DIN 332 sayfa 2 / Tapped center hole to DIN 332, sheet 2 / Zentrierung mit Gewinde DIN 332, Blatt 2

MRF474

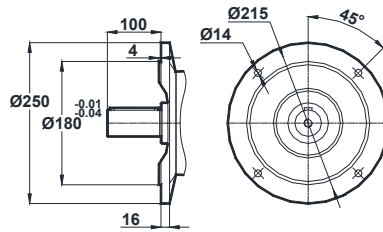


Motor Büyüklüğü / Motor Size / Motorbaugroße		
	71	80
k	670	704
k1	761	797
n	137	155
n1	112	121

Klemens Kutusu / Terminal Box / Klemmenkasten




Opsiyonel Flanş Ölçüleri / Optional Flange Dimensions / Auswählbare Flanschabmessungen

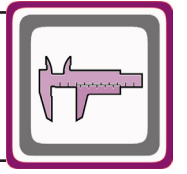


Opt. 1

* "k1" ölçüsü frenli redüktörlere aittir. Dimension "k1" is for motors with brake. Maße "k1" ist für Bremsenmotoren.

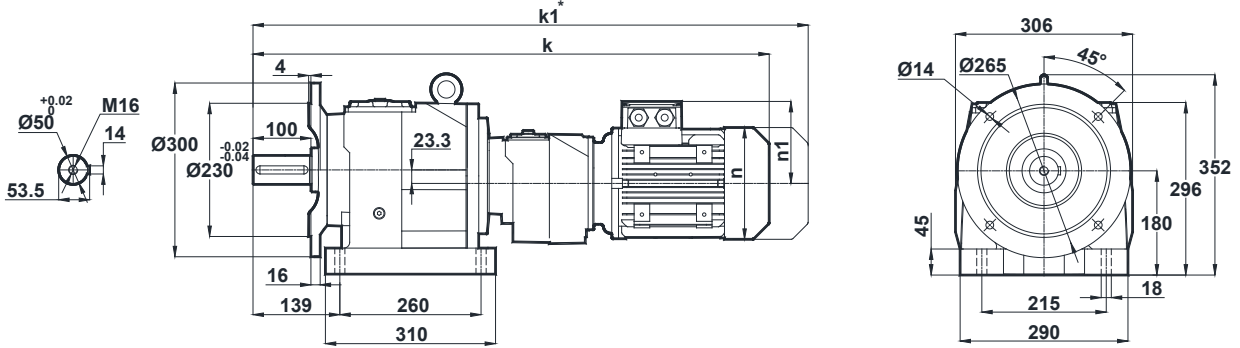


Ölçü Sayfaları Dimension Pages Abmessungenseiten



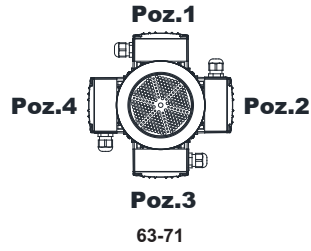
-Mil ucu çekirme deliği DIN 332 sayfa 2 / Tapped center hole to DIN 332, sheet 2 / Zentrierung mit Gewinde DIN 332, Blatt 2

MRF475
MRF476

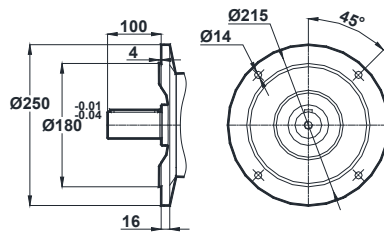


Motor Büyüklüğü / Motor Size / Motorbaugroße		
	63	71
k	773	800
k1	834	891
n	121	137
n1	97	112

Klemens Kutusu / Terminal Box / Klemmenkasten




Opsiyonel Flanş Ölçüleri / Optional Flange Dimensions / Auswählbare Flanschabmessungen

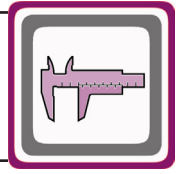


Opt. 1

* " k1 " Ölçüsü frenli redüktörlere aittir. Dimension " k1 " is for motors with brake. Maße " k1 " ist für Bremsenmotoren.

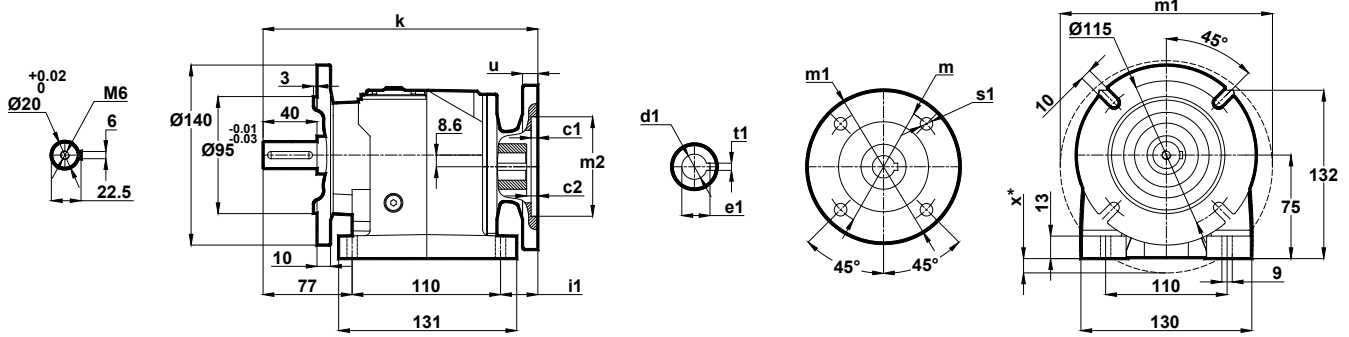


Ölçü Sayfaları Dimension Pages Abmessungsseiten



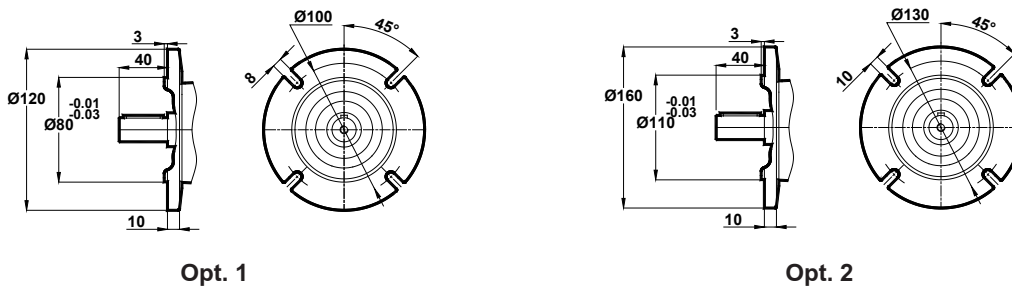
-Mil ucu çekirme deliği DIN 332 sayfa 2 / Tapped center hole to DIN 332, sheet 2 / Zentrierung mit Gewinde DIN 332, Blatt 2

MNF002-A..
MNF003-A..




IEC	c1	c2	s1	m	m1	m2	i1	u	k	d1	t1	e1	x
63/B5	3.5	5	10	115	140	95	28	10	214	11	4	12.8	4
71/B5	4	4.5	11	130	160	110	29.5	12	215.5	14	5	16.3	14
80/B5	4	5	12	165	200	130	44.5	12	230.5	19	6	21.8	34
90/B5	4	5	12	165	200	130	44.5	12	230.5	24	8	27.3	34

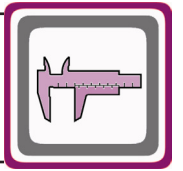
Opsiyonel Flanş Ölçüleri / Optional Flange Dimensions / Auswählbare Flanschabmessungen



x: Motor, ayak bağlantı yüzeyinin altında ise / x: If Motor is lower then foot mounting plane / x: Wenn motor ist niedriger den die Anschlußplatte

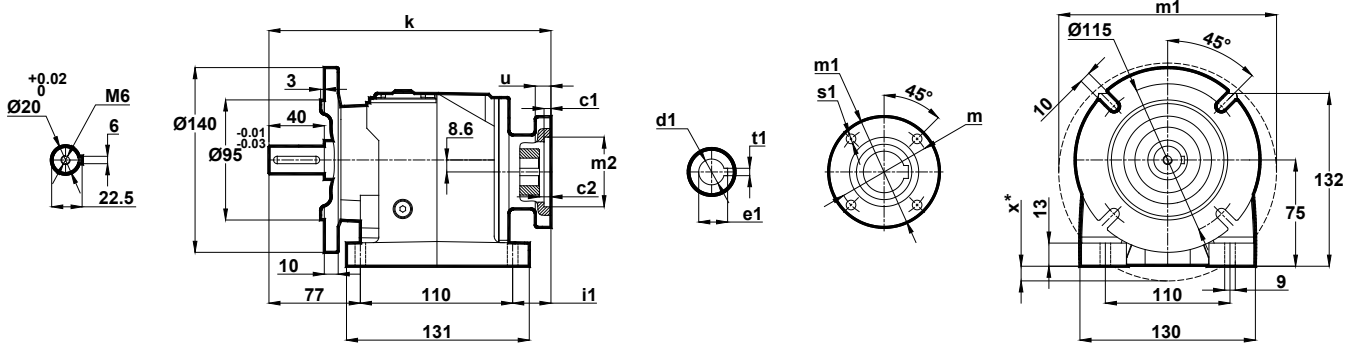


Ölçü Sayfaları Dimension Pages Abmessungsseiten



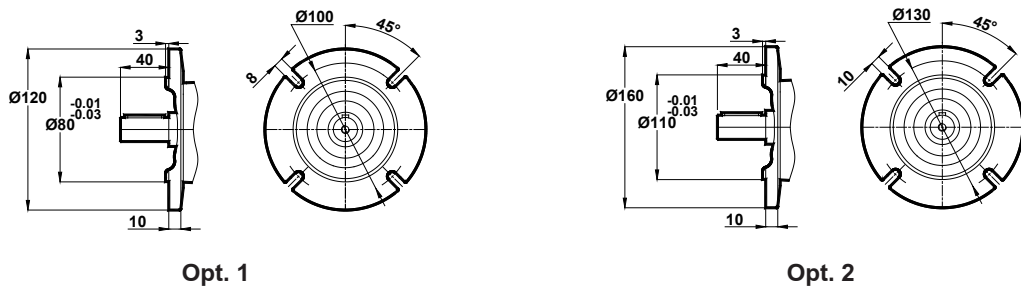
-Mil ucu çektirme deliği DIN 332 sayfa 2 / Tapped center hole to DIN 332, sheet 2 / Zentrierung mit Gewinde DIN 332, Blatt 2

MNF002-B..
MNF003-B..



IEC	c1	c2	s1	m	m1	m2	i1	u	k	d1	t1	e1	x
63/B14	2.5	5	5.5	75	90	60	28	10	214	11	4	12.8	-
71/B14	3	4.5	7	85	105	70	29.5	10	215.5	14	5	16.3	-
80/B14	4	5	7	100	120	80	44.5	12	230.5	19	6	21.8	-
90/B14	4	5	9	115	140	95	44.5	12	230.5	24	8	27.3	4


Opsiyonel Flanş Ölçüleri / Optional Flange Dimensions / Auswählbare Flanschabmessungen



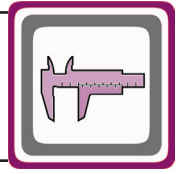
Opt. 1

Opt. 2

x: Motor Ayak bağlantı yüzeyinin altında ise / x: If Motor is lower than foot mounting plane / x: Wenn motor ist niedriger den die Anschlußplatte

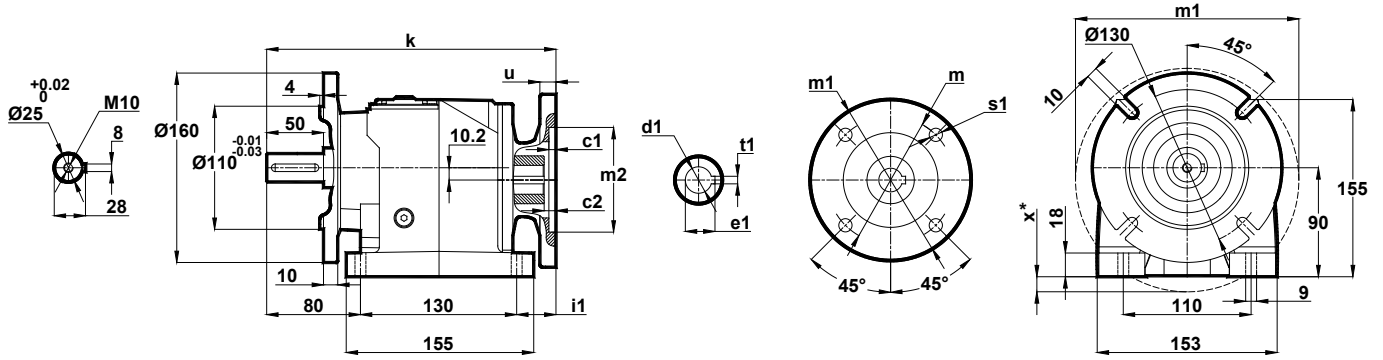


Ölçü Sayfaları Dimension Pages Abmessungenseiten



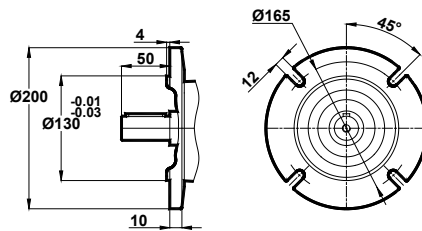
-Mil ucu çekirme deliği DIN 332 sayfa 2 / Tapped center hole to DIN 332, sheet 2 / Zentrierung mit Gewinde DIN 332, Blatt 2

MNF102-A..
MNF103-A..




IEC	c1	c2	s1	m	m1	m2	i1	u	k	d1	t1	e1	x
63/B5	3.5	5	10	115	140	95	28.5	12	241	11	4	12.8	-
71/B5	4	4.5	12	130	160	110	28.5	12	242.5	14	5	16.3	0.5
80/B5	4	5	12	165	200	130	43.5	12	257.5	19	6	21.8	20
90/B5	4	5	12	165	200	130	43.5	12	257.5	24	8	27.3	20

Opsiyonel Flanş Ölçüleri / Optional Flange Dimensions / Auswählbare Flanschabmessungen

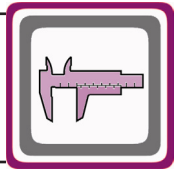


Opt. 1

x: Motor, ayak bağlantı yüzeyinin altında ise / x: If Motor is lower then foot mounting plane / x: Wenn motor ist niedriger den die Anschlußplatte

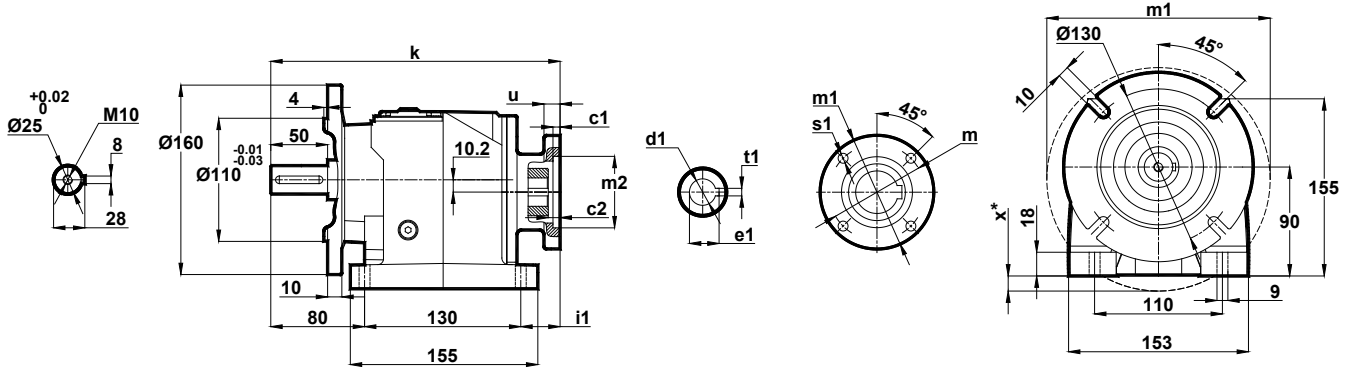


Ölçü Sayfaları Dimension Pages Abmessungsseiten



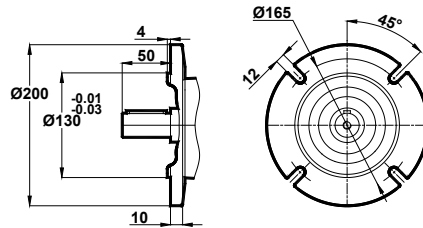
-Mil ucu çektirme deliği DIN 332 sayfa 2 / Tapped center hole to DIN 332, sheet 2 / Zentrierung mit Gewinde DIN 332, Blatt 2

MNF102-B..
MNF103-B..




IEC	c1	c2	s1	m	m1	m2	i1	u	k	d1	t1	e1	x
63/B14	2.5	5	5.5	75	90	60	28.5	10	241	11	4	12.8	-
71/B14	3	4.5	7	85	105	70	28.5	10	242.5	14	5	16.3	-
80/B14	4	4.7	7	100	120	80	43.5	12	257.5	19	6	21.8	-
90/B14	4	4.7	9	115	140	95	43.5	12	257.5	24	8	27.3	-

Opsiyonel Flanş Ölçüleri / Optional Flange Dimensions / Auswählbare Flanschabmessungen

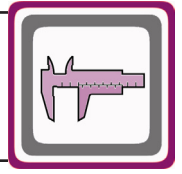


Opt. 1

x: Motor Ayak bağlantı yüzeyinin altında ise / x: If Motor is lower than foot mounting plane / x: Wenn motor ist niedriger den die Anschlußplatte

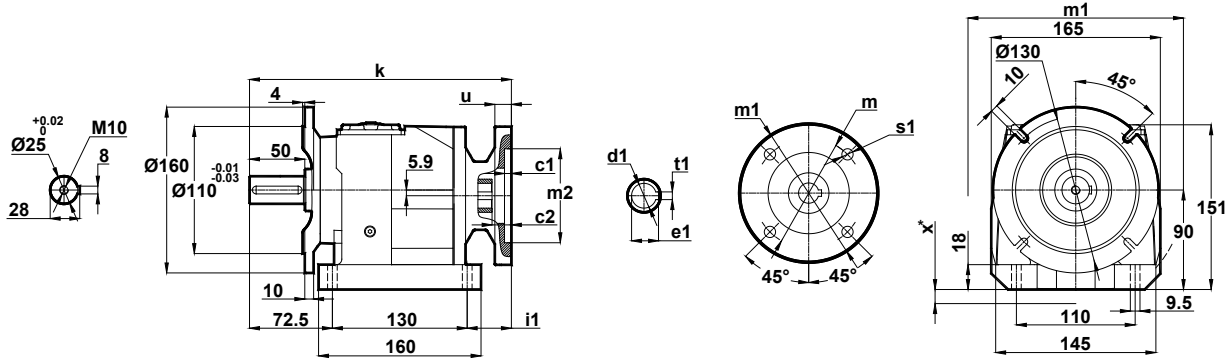


Ölçü Sayfaları Dimension Pages Abmessungsseiten



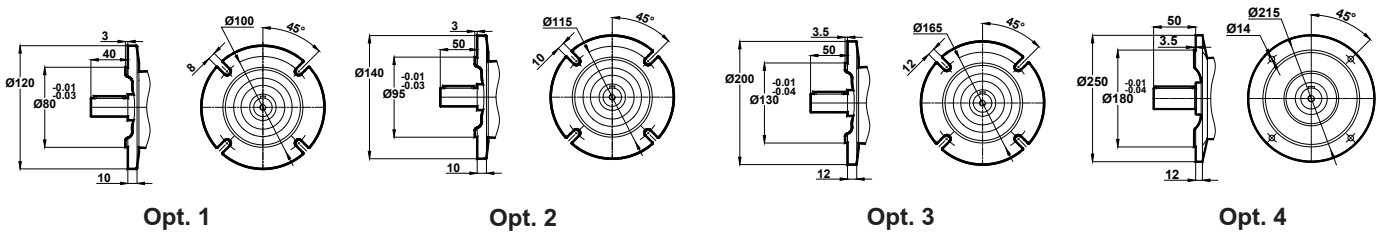
-Mil ucu çektirme deliği DIN 332 sayfa 2 / Tapped center hole to DIN 332, sheet 2 / Zentrierung mit Gewinde DIN 332, Blatt 2

MNF172-A..
MNF173-A..




IEC	c1	c2	s1	m	m1	m2	i1	u	k	d1	t1	e1	x
63/B5	3.5	5	10	115	140	95	38.5	10	241	11	4	12.8	-
71/B5	4	4.5	11	130	160	110	40	12	242.5	14	5	16.3	-
80/B5	4	5	12	165	200	130	55	12	257.5	19	6	21.8	16
90/B5	4	5	12	165	200	130	55	12	257.5	24	8	27.3	16
100/B5	4.5	5	15	215	250	180	66	12	268.5	28	8	31.3	41
112/B5	4.5	5	15	215	250	180	66	12	268.5	28	8	31.3	41

Opsiyonel Flanş Ölçüleri / Optional Flange Dimensions / Auswählbare Flanschabmessungen



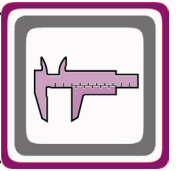
x: Motor, ayak bağlantı yüzeyinin altında ise / x: If Motor is lower then foot mounting plane / x: Wenn motor ist niedriger den die Anschlußplatte



Ölçü Sayfaları

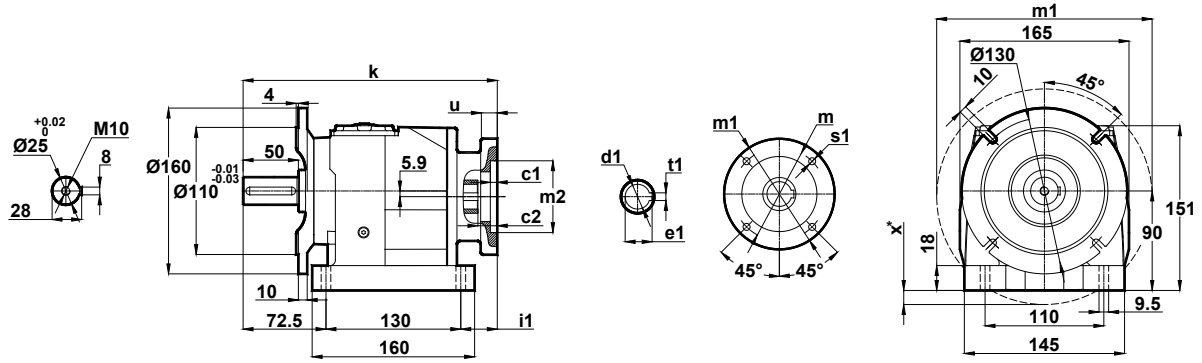
Dimension Pages

Abmessungsseiten



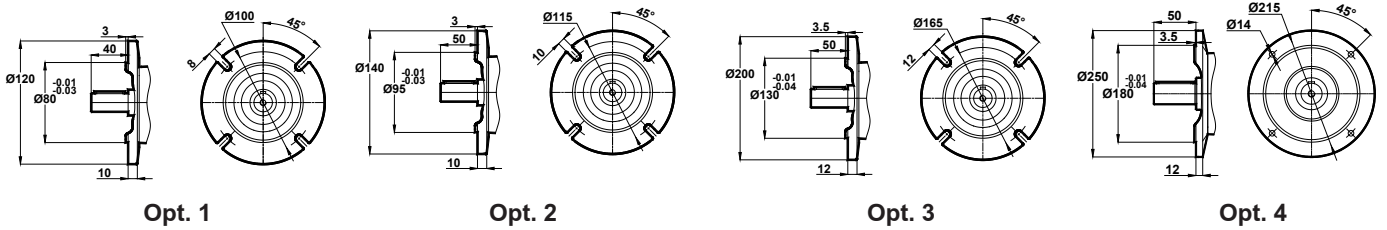
-Mil ucu çektirme deliği DIN 332 sayfa 2 / Tapped center hole to DIN 332, sheet 2 / Zentrierung mit Gewinde DIN 332, Blatt 2

MNF172-B..
MNF173-B..




IEC	c1	c2	s1	m	m1	m2	i1	u	k	d1	t1	e1	x
71/B14	3	4.5	7	85	105	70	40	10	242.5	14	5	16.3	-
80/B14	4	5	7	100	120	80	55	12	257.5	19	6	21.8	-
90/B14	4	5	9	115	140	95	55	12	257.5	24	8	27.3	-
100/B14	4	5.5	9	130	160	110	66	12	268.5	28	8	31.3	-
112/B14	4	5.5	9	130	160	110	66	12	268.5	28	8	31.3	-

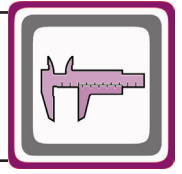
Opsiyonel Flanş Ölçüleri / Optional Flange Dimensions / Auswählbare Flanschabmessungen



x: Motor Ayak bağlantı yüzeyinin altında ise / x: If Motor is lower than foot mounting plane / x: Wenn motor ist niedriger den die Anschlußplatte

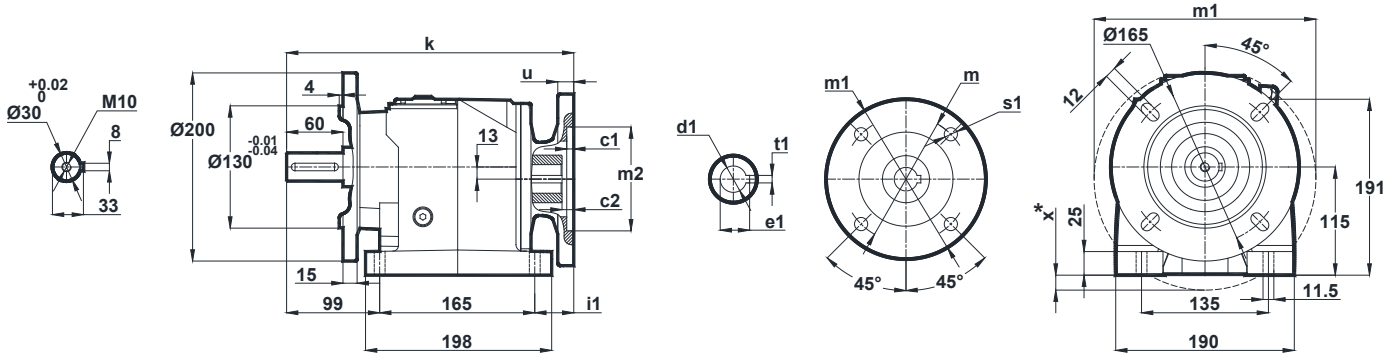


Ölçü Sayfaları Dimension Pages Abmessungsseiten



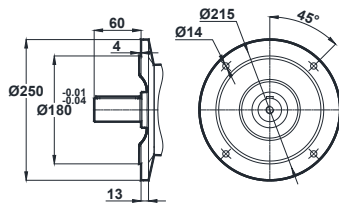
-Mil ucu çektirme deliği DIN 332 sayfa 2 / Tapped center hole to DIN 332, sheet 2 / Zentrierung mit Gewinde DIN 332, Blatt 2

MNF202-A..
MNF203-A..

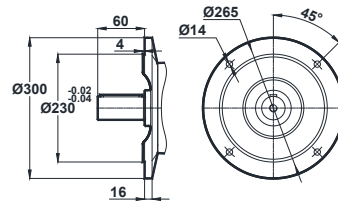


IEC	c1	c2	s1	m	m1	m2	i1	u	k	d1	t1	e1	x
63/B5	4	5	9	115	140	95	58.5	12	322.5	11	4	12.8	-
71/B5	4	8.5	11	130	160	110	29.5	12	293.5	14	5	163	-
80/B5	4	5	12	165	200	130	58.5	12	322.5	19	6	21.8	-
90/B5	4	5	12	165	200	130	58.5	12	322.5	24	8	27.3	-
100/B5	4.5	5.5	15	215	250	180	51.5	12	315.5	28	8	31.3	23
112/B5	4.5	5.5	15	215	250	180	51.5	12	315.5	28	8	31.3	23

Opsiyonel Flanş Ölçüleri / Optional Flange Dimensions / Auswählbare Flanschabmessungen




Opt. 1

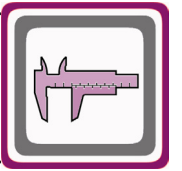


Opt. 2

x: Motor, ayak bağlantı yüzeyinin altında ise / x: If Motor is lower then foot mounting plane / x: Wenn motor ist niedriger den die Anschlußplatte

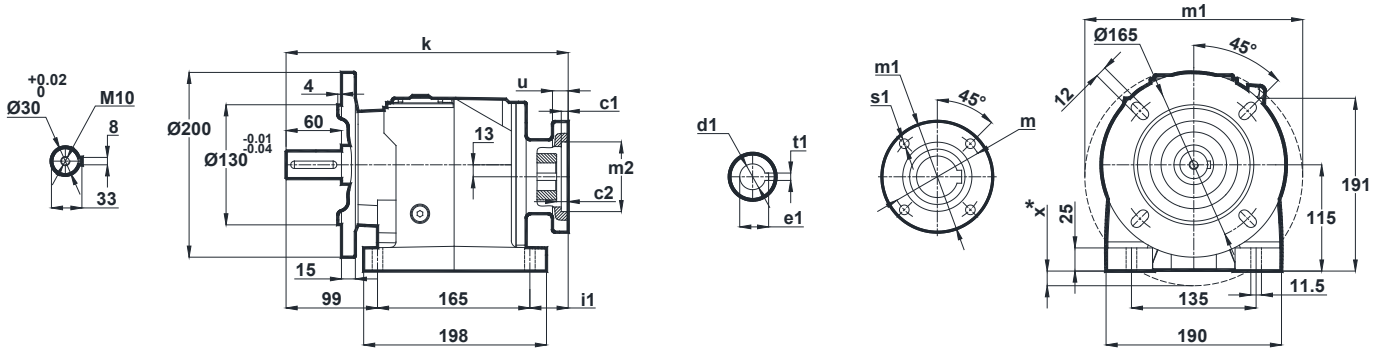


Ölçü Sayfaları Dimension Pages Abmessungsseiten



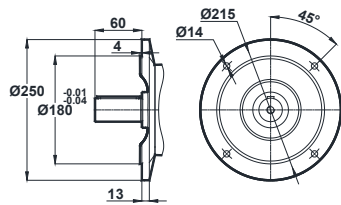
-Mil ucu çektirme deliği DIN 332 sayfa 2 / Tapped center hole to DIN 332, sheet 2 / Zentrierung mit Gewinde DIN 332, Blatt 2

MNF202-B..
MNF203-B..

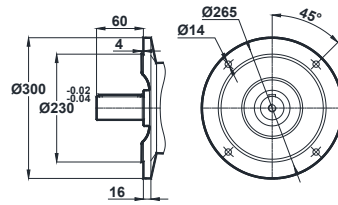


IEC	c1	c2	s1	m	m1	m2	i1	u	k	d1	t1	e1	x
71/B14	3	8.5	7	85	105	70	29.5	10	293.5	14	5	16.3	-
80/B14	4	5	7	100	120	80	58.5	12	322.5	19	6	21.8	-
90/B14	4	5	9	115	140	95	58.5	12	322.5	24	8	27.3	-
100/B14	4	5.5	9	130	160	110	51.5	12	315.5	28	8	31.3	-
112/B14	4	5.5	9	130	160	110	51.5	12	315.5	28	8	31.3	-

Opsiyonel Flanş Ölçüleri / Optional Flange Dimensions / Auswählbare Flanschabmessungen



Opt. 1

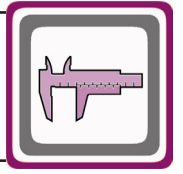


Opt. 2

x: Motor Ayak bağlantı yüzeyinin altında ise / x: If Motor is lower than foot mounting plane / x: Wenn motor ist niedriger den die Anschlußplatte

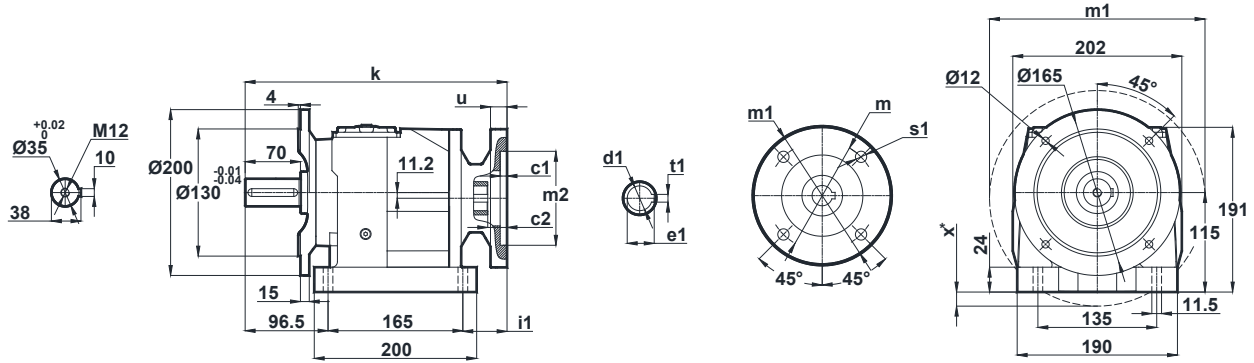


Ölçü Sayfaları Dimension Pages Abmessungenseiten



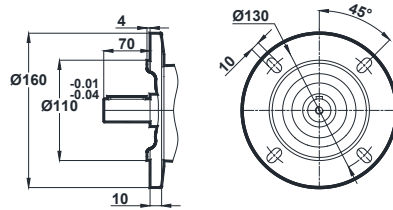
-Mil ucu çekirme deliği DIN 332 sayfa 2 / Tapped center hole to DIN 332, sheet 2 / Zentrierung mit Gewinde DIN 332, Blatt 2

MNF272-A..
MNF273-A..




IEC	c1	c2	s1	m	m1	m2	i1	u	k	d1	t1	e1	x
63/B5	4	5	9	115	140	95	62	12	323.5	11	4	12.8	-
71/B5	4	8.5	11	130	160	110	33	12	294.5	14	5	16.3	-
80/B5	4	5	12	165	200	130	62	12	323.5	19	6	21.8	-
90/B5	4	5	12	165	200	130	62	12	323.5	24	8	27.3	-
100/B5	4.5	5.5	15	215	250	180	55	12	316.5	28	8	31.3	22
112/B5	4.5	5.5	15	215	250	180	55	12	316.5	28	8	31.3	22
132/B5	4.5	7	15	265	300	230	92	15	363.5	38	10	41.3	47

Opsiyonel Flanş Ölçüleri / Optional Flange Dimensions / Auswählbare Flanschabmessungen

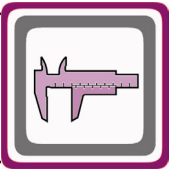


Opt. 1

x: Motor, ayak bağlantı yüzeyinin altında ise / x: If Motor is lower then foot mounting plane / x: Wenn motor ist niedriger den die Anschlußplatte

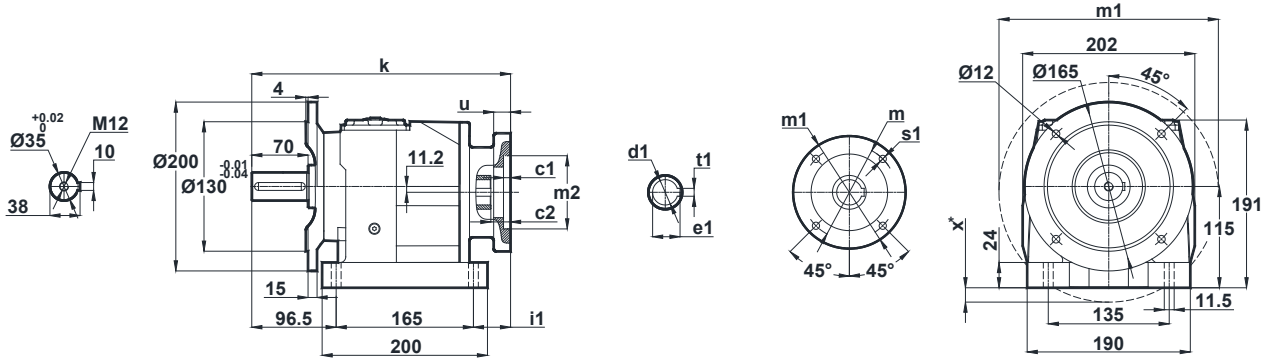


Ölçü Sayfaları Dimension Pages Abmessungsseiten



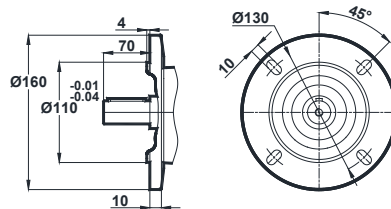
-Mil ucu çektirme deliği DIN 332 sayfa 2 / Tapped center hole to DIN 332, sheet 2 / Zentrierung mit Gewinde DIN 332, Blatt 2

MNF272-B..
MNF273-B..




IEC	c1	c2	s1	m	m1	m2	i1	u	k	d1	t1	e1	x
71/B14	3	8.5	7	85	105	70	33	10	294.5	14	5	16.3	-
80/B14	4	5	7	100	120	80	62	12	323.5	19	6	21.8	-
90/B14	4	5	9	115	140	95	62	12	323.5	24	8	27.3	-
100/B14	4	5.5	9	130	160	110	55	12	316.5	28	8	31.3	-
112/B14	4	5.5	9	130	160	110	55	12	316.5	28	8	31.3	-
132/B14	4.5	6	11	165	200	130	92	15	363.5	35	10	41.3	-

Opsiyonel Flanş Ölçüleri / Optional Flange Dimensions / Auswählbare Flanschabmessungen

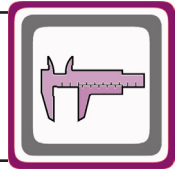


Opt. 1

x: Motor Ayak bağlantı yüzeyinin altında ise / x: If Motor is lower than foot mounting plane / x: Wenn motor ist niedriger den die Anschlußplatte

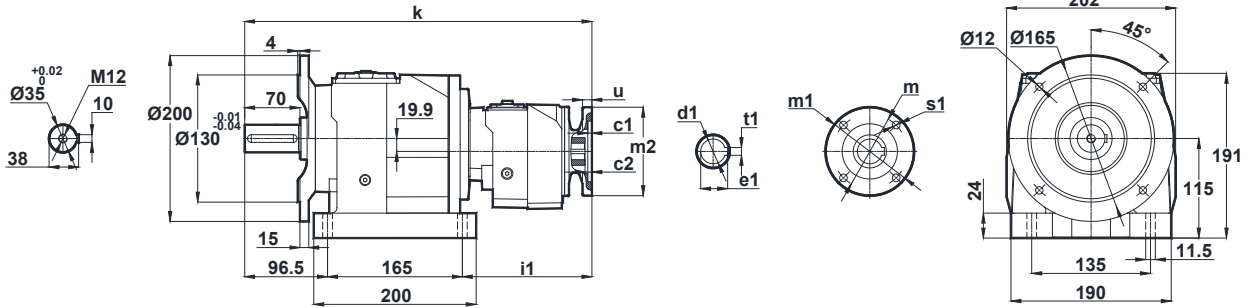


Ölçü Sayfaları Dimension Pages Abmessungenseiten



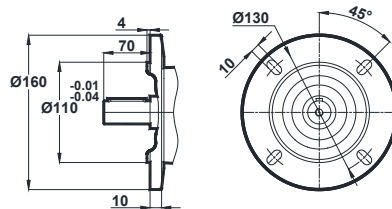
-Mil ucu çekirme deliği DIN 332 sayfa 2 / Tapped center hole to DIN 332, sheet 2 / Zentrierung mit Gewinde DIN 332, Blatt 2

MNF275-A..
MNF276-A..




IEC	c1	c2	s1	m	m1	m2	i1	u	k	d1	t1	e1
63/B5	3.5	5	10	115	140	95	177.5	10	439	11	4	12.8
71/B5	4	4.5	11	130	160	110	179	12	440.5	14	5	16.3

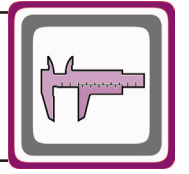
Opsiyonel Flanş Ölçüleri / Optional Flange Dimensions / Auswählbare Flanschabmessungen



Opt. 1

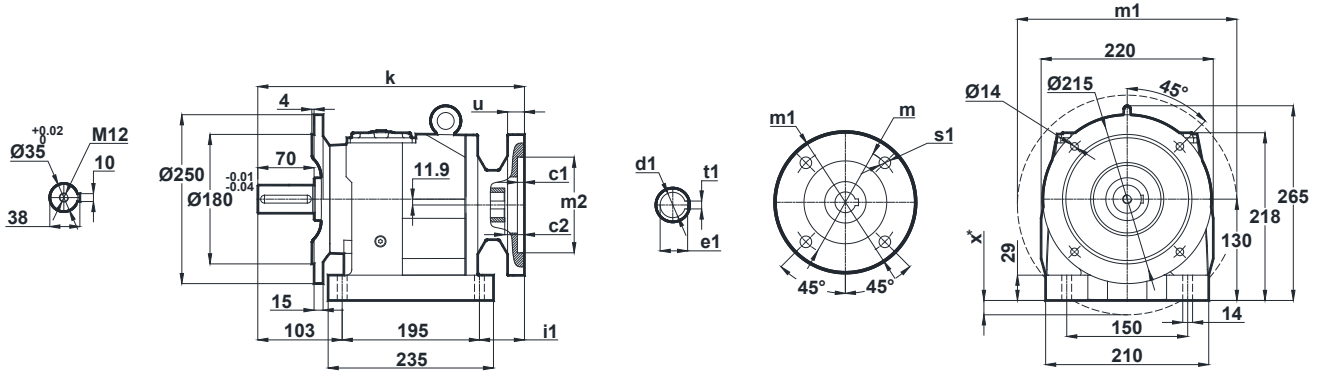


Ölçü Sayfaları Dimension Pages Abmessungsseiten



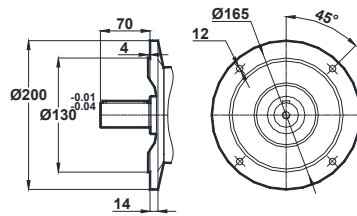
-Mil ucu çekirme deliği DIN 332 sayfa 2 / Tapped center hole to DIN 332, sheet 2 / Zentrierung mit Gewinde DIN 332, Blatt 2

MNF282-A..
MNF283-A..




IEC	c1	c2	s1	m	m1	m2	i1	u	k	d1	t1	e1	x
71/B5	4	9	11	130	160	110	45	12	343	14	5	16.3	-
80/B5	4	9	12	165	200	130	45	12	343	19	6	21.8	-
90/B5	4	9	12	165	200	130	45	12	343	24	8	27.3	-
100/B5	4.5	9	15	215	250	180	52	15	360	28	8	31.3	7
112/B5	4.5	9	15	215	250	180	52	15	360	28	8	31.3	7
132/B5	4.5	7	15	265	300	230	82	15	380	38	10	41.3	32

Opsiyonel Flanş Ölçüleri / Optional Flange Dimensions / Auswählbare Flanschabmessungen

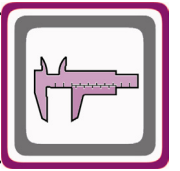


Opt. 1

x: Motor, ayak bağlantı yüzeyinin altında ise / x: If Motor is lower then foot mounting plane / x: Wenn motor ist niedriger den die Anschlußplatte

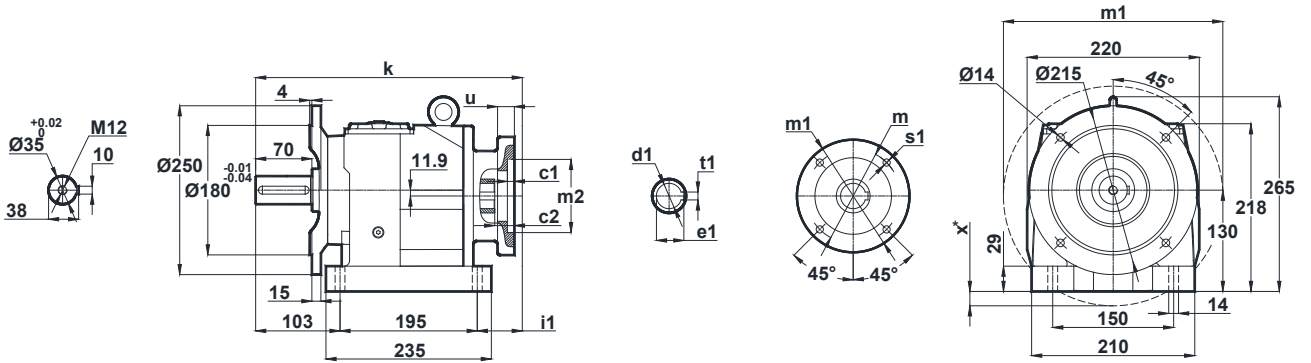


Ölçü Sayfaları Dimension Pages Abmessungenseiten



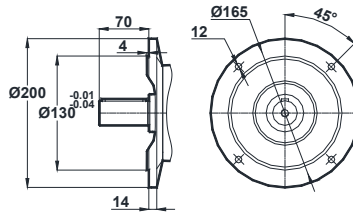
-Mil ucu çektirme deliği DIN 332 sayfa 2 / Tapped center hole to DIN 332, sheet 2 / Zentrierung mit Gewinde DIN 332, Blatt 2

MNF282-B..
MNF283-B..




IEC	c1	c2	s1	m	m1	m2	i1	u	k	d1	t1	e1	x
80/B14	4	9	7	100	120	80	45	12	343	19	6	21.8	-
90/B14	4	9	9	115	140	95	45	12	343	24	8	26.3	-
100/B14	4	9	9	130	160	110	52	15	360	28	8	31.3	-
112/B14	4	9	9	130	160	110	52	15	360	28	8	31.3	-
132/B14	4.5	7	11	165	200	130	82	15	380	38	10	41.3	-

Opsiyonel Flaş Ölçüleri / Optional Flange Dimensions / Auswählbare Flanschabmessungen

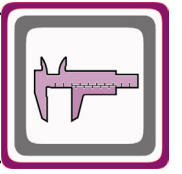


Opt. 1

x: Motor Ayak bağlantı yüzeyinin altında ise / x: If Motor is lower than foot mounting plane / x: Wenn motor ist niedriger den die Anschlußplatte

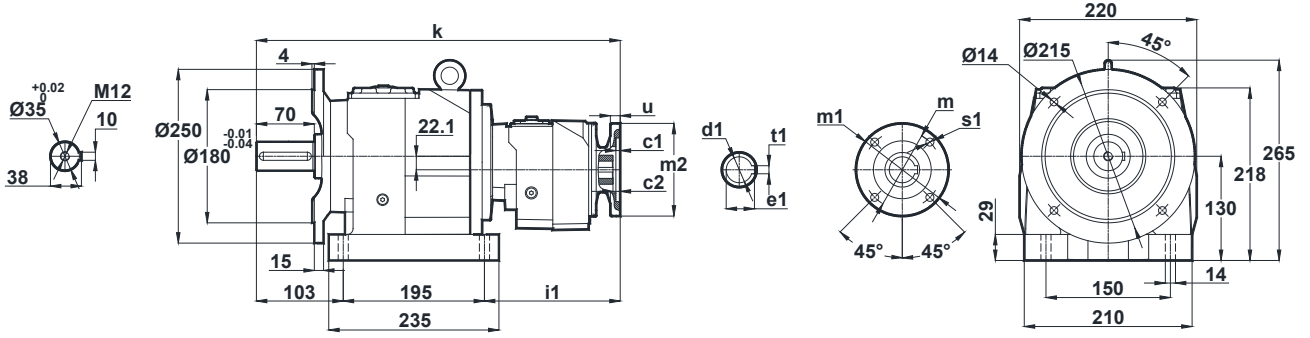


Ölçü Sayfaları Dimension Pages Abmessungenseiten



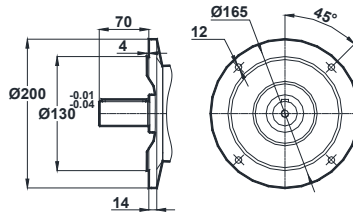
-Mil ucu çektirme deliği DIN 332 sayfa 2 / Tapped center hole to DIN 332, sheet 2 / Zentrierung mit Gewinde DIN 332, Blatt 2

MNF285-A.. / B..
MNF286-A.. / B..




IEC	c1	c2	s1	m	m1	m2	i1	u	k	d1	t1	e1
63/B5	3.5	5	10	115	140	95	188	12	488	11	4	12.8
63/B14	2.5	5	5.5	75	90	60	188	10	488	11	4	12.8

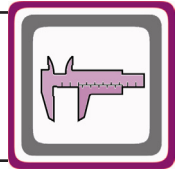
Opsiyonel Flanş Ölçüleri / Optional Flange Dimensions / Auswählbare Flanschabmessungen



Opt. 1

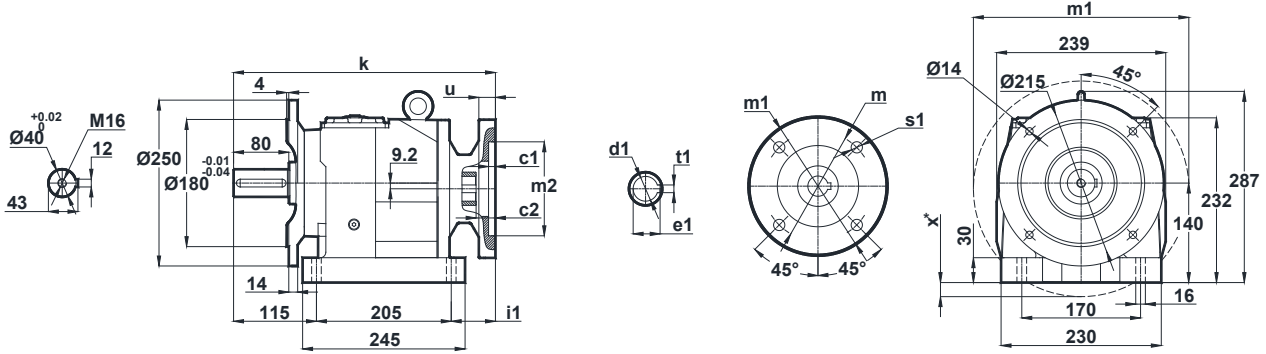


Ölçü Sayfaları Dimension Pages Abmessungsseiten



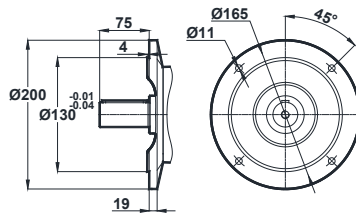
-Mil ucu çektirme deliği DIN 332 sayfa 2 / Tapped center hole to DIN 332, sheet 2 / Zentrierung mit Gewinde DIN 332, Blatt 2

MNF372-A..
MNF373-A..




IEC	c1	c2	s1	m	m1	m2	i1	u	k	d1	t1	e1	x
71/B5	4	9	11	130	160	110	43.5	12	364	14	5	16.3	-
80/B5	4	9	12	165	200	130	43.5	12	364	19	6	21.8	-
90/B5	4	9	12	165	200	130	43.5	12	364	24	8	27.3	-
100/B5	4.5	9	15	215	250	180	60.5	15	381	28	8	31.3	-
112/B5	4.5	9	15	215	250	180	60.5	15	381	28	8	31.3	-
132/B5	4.5	7	15	265	300	230	80.5	15	401	38	10	41.3	20

Opsiyonel Flanş Ölçüleri / Optional Flange Dimensions / Auswählbare Flanschabmessungen

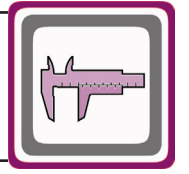


Opt. 1

x: Motor, ayak bağlantı yüzeyinin altında ise / x: If Motor is lower then foot mounting plane / x: Wenn motor ist niedriger den die Anschlußplatte

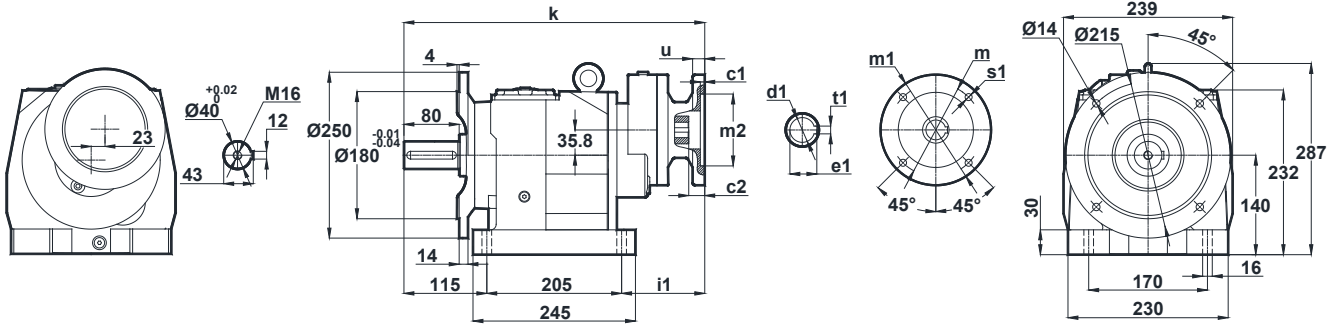


Ölçü Sayfaları Dimension Pages Abmessungenseiten



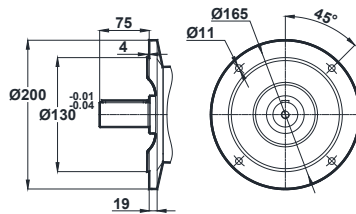
-Mil ucu çekirme deliği DIN 332 sayfa 2 / Tapped center hole to DIN 332, sheet 2 / Zentrierung mit Gewinde DIN 332, Blatt 2

MNF374-A..
MNF374-B..




IEC	c1	c2	s1	m	m1	m2	i1	u	k	d1	t1	e1
63/B5	4	5	9	115	140	95	120.5	12	441	11	4	12.8
71/B5	4	8.5	11	130	160	110	91.5	12	412	14	5	16.3
80/B5	4	5	12	165	200	130	120.5	12	441	19	6	21.8
71/B14	3	8.5	7	85	105	70	91.5	10	412	14	5	16.3
80/B14	4	5	7	100	120	80	120.5	12	441	19	6	21.8

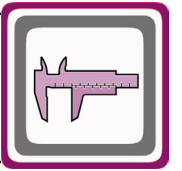
Opsiyonel Flanş Ölçüleri / Optional Flange Dimensions / Auswählbare Flanschabmessungen



Opt. 1

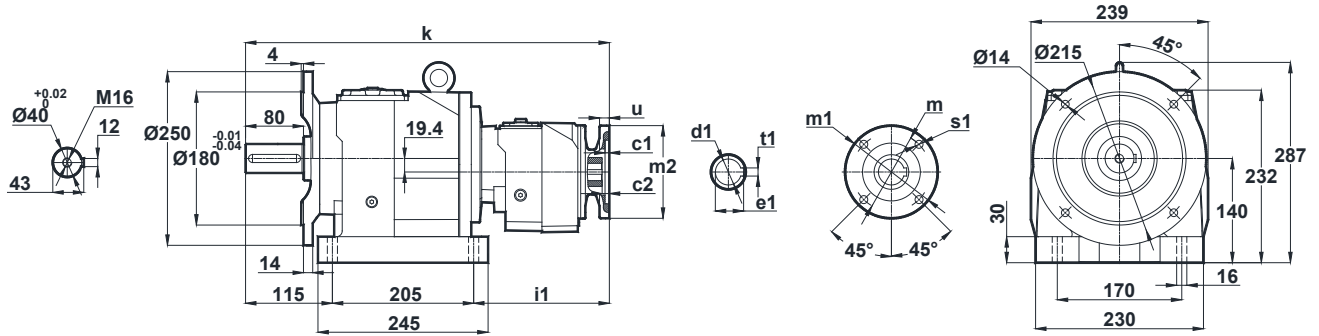


Ölçü Sayfaları Dimension Pages Abmessungsseiten



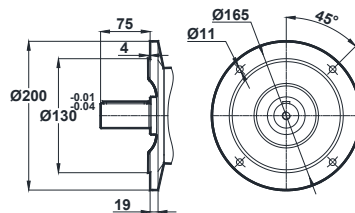
-Mil ucu çektirme deliği DIN 332 sayfa 2 / Tapped center hole to DIN 332, sheet 2 / Zentrierung mit Gewinde DIN 332, Blatt 2

MNF375-A.. / B..
MNF376-A.. / B..




IEC	c1	c2	s1	m	m1	m2	i1	u	k	d1	t1	e1
63/B5	3.5	5	10	115	140	95	186.5	10	509	11	4	12.8
63/B14	2.5	5	5.5	75	90	60	186.5	10	509	11	4	12.8

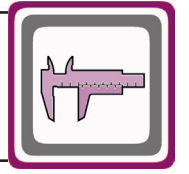
Opsiyonel Flanş Ölçüleri / Optional Flange Dimensions / Auswählbare Flanschabmessungen



Opt. 1

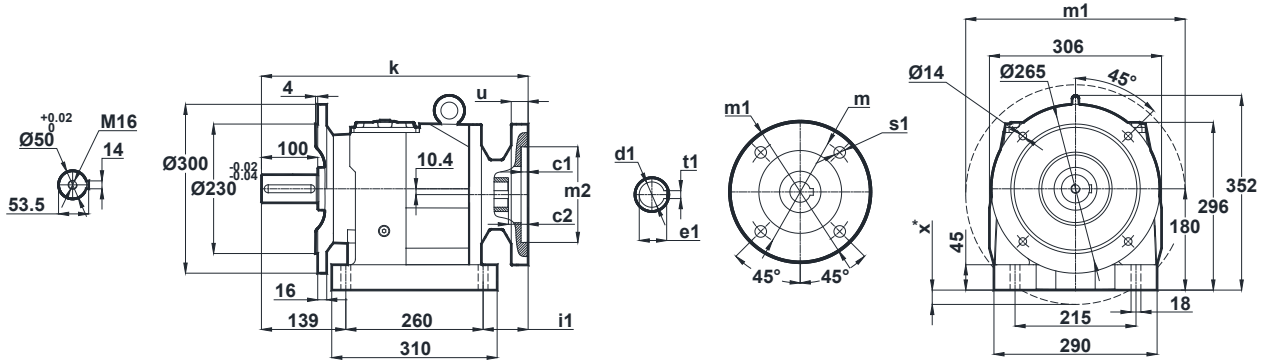


Ölçü Sayfaları Dimension Pages Abmessungenseiten



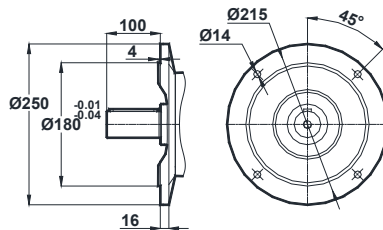
-Mil ucu çekirme deliği DIN 332 sayfa 2 / Tapped center hole to DIN 332, sheet 2 / Zentrierung mit Gewinde DIN 332, Blatt 2

MNF472-A..
MNF473-A..




IEC	c1	c2	s1	m	m1	m2	i1	u	k	d1	t1	e1	x
80/B5	4	5	12	165	200	130	27.5	12	426.5	19	6	21.8	-
90/B5	4	5	12	165	200	130	27.5	12	426.5	24	8	27.3	-
100/B5	4.5	9	15	215	250	180	46	15	445	28	8	31.3	-
112/B5	4.5	9	15	215	250	180	46	15	445	28	8	31.3	-
132/B5	4.5	6	15	265	300	230	64.5	15	463.5	38	10	41.3	-
160/B5	5.5	10	19	300	350	250	144	20	543	42	12	45.3	6
180/B5	5.5	10	19	300	350	250	144	20	543	48	14	51.8	6

Opsiyonel Flanş Ölçüleri / Optional Flange Dimensions / Auswählbare Flanschabmessungen

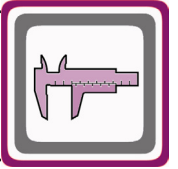


Opt. 1

x: Motor, ayak bağlantı yüzeyinin altında ise / x: If Motor is lower then foot mounting plane / x: Wenn motor ist niedriger den die Anschlußplatte

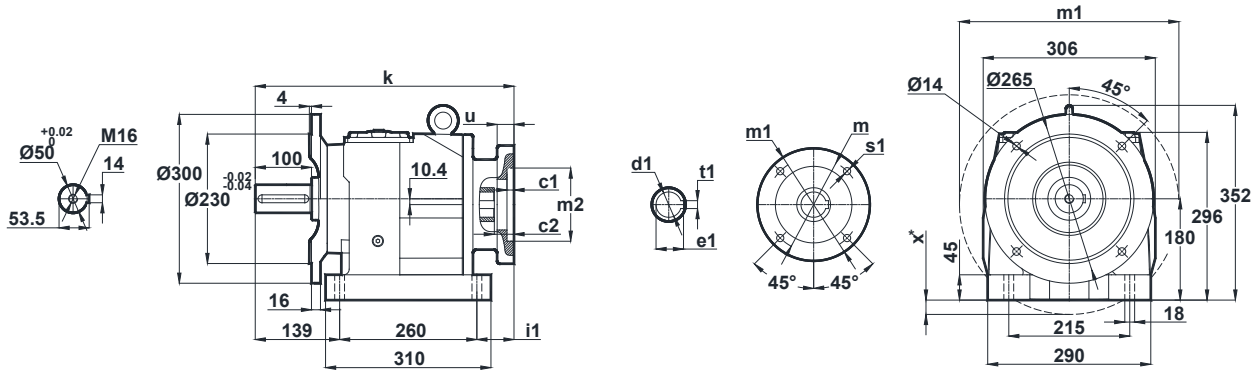


Ölçü Sayfaları Dimension Pages Abmessungenseiten



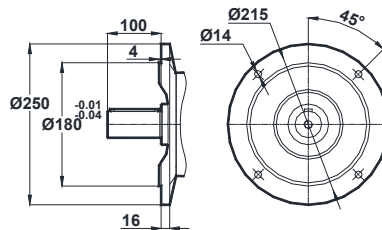
-Mil ucu çektirme deliği DIN 332 sayfa 2 / Tapped center hole to DIN 332, sheet 2 / Zentrierung mit Gewinde DIN 332, Blatt 2

MNF472-B..
MNF473-B..




IEC	c1	c2	s1	m	m1	m2	i1	u	k	d1	t1	e1	x
90/B14	4	5	9	115	140	95	27.5	12	426.5	24	8	27.3	-
100/B14	4	9	9	130	160	110	46	15	445	28	8	31.3	-
112/B14	4	9	9	130	160	110	46	15	445	28	8	31.3	-
132/B14	4.5	6	11	165	200	130	64.5	15	463.5	38	10	41.3	-

Opsiyonel Flanş Ölçüleri / Optional Flange Dimensions / Auswählbare Flanschabmessungen

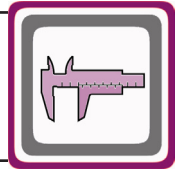


Opt. 1

x: Motor Ayak bağlantı yüzeyinin altında ise / x: If Motor is lower then foot mounting plane / x: Wenn motor ist niedriger den die Anschlußplatte

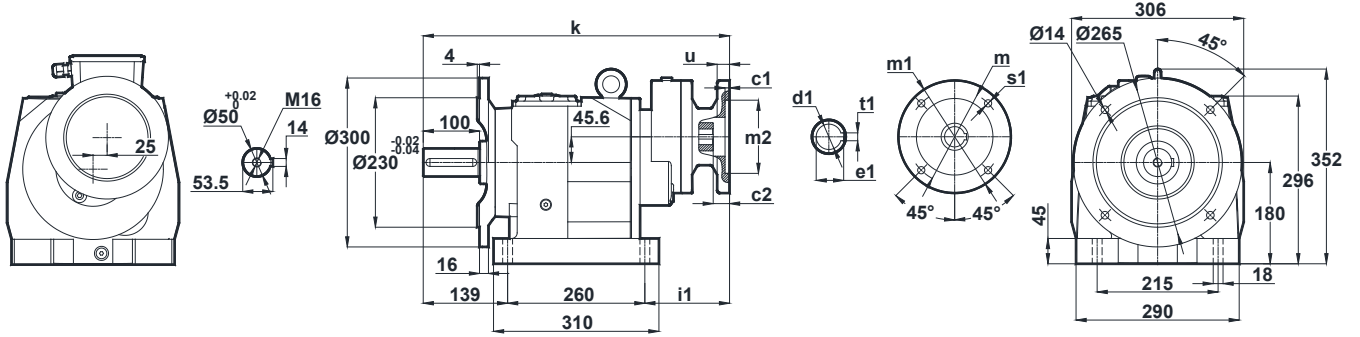


Ölçü Sayfaları Dimension Pages Abmessungsseiten



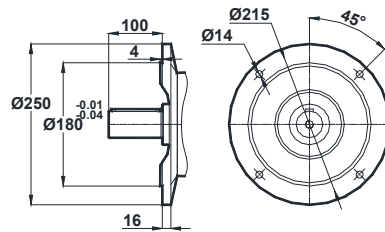
-Mil ucu çekirme deliği DIN 332 sayfa 2 / Tapped center hole to DIN 332, sheet 2 / Zentrierung mit Gewinde DIN 332, Blatt 2

MNF474-A..
MNF474-B..




IEC	c1	c2	s1	m	m1	m2	i1	u	k	d1	t1	e1
71/B5	4	9	11	130	160	110	125.5	12	524.5	14	5	16.3
80/B5	4	9	12	165	200	130	125.5	12	524.5	19	6	21.8
80/B14	4	9	7	100	120	80	125.5	12	524.5	19	6	21.8

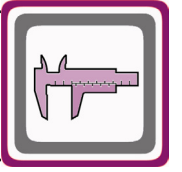
Opsiyonel Flanş Ölçüleri / Optional Flange Dimensions / Auswählbare Flanschabmessungen



Opt. 1

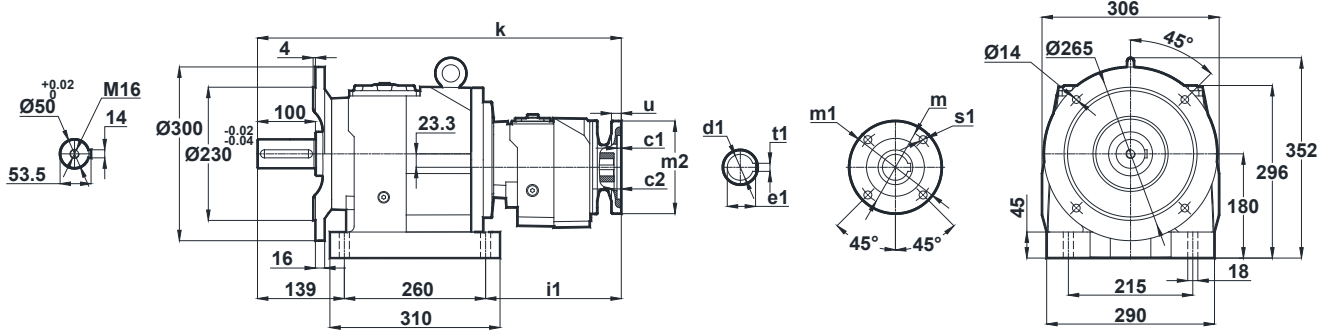


Ölçü Sayfaları Dimension Pages Abmessungsseiten



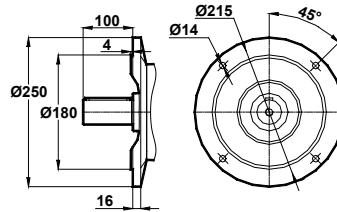
-Mil ucu çektirme deliği DIN 332 sayfa 2 / Tapped center hole to DIN 332, sheet 2 / Zentrierung mit Gewinde DIN 332, Blatt 2

MNF475-A.. / B..
MNF476-A.. / B..




IEC	c1	c2	s1	m	m1	m2	i1	u	k	d1	t1	e1
63/B5	4	5	9	115	140	95	253.5	12	652.5	11	4	12.8
71/B5	4	8.5	11	130	160	110	224.5	12	623.5	14	5	16.3
71/B14	3	8.5	7	85	105	70	224.5	10	623.5	14	5	16.3

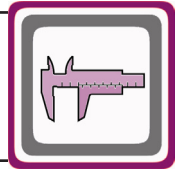
Opsiyonel Flanş Ölçüleri / Optional Flange Dimensions / Auswählbare Flanschabmessungen



Opt. 1

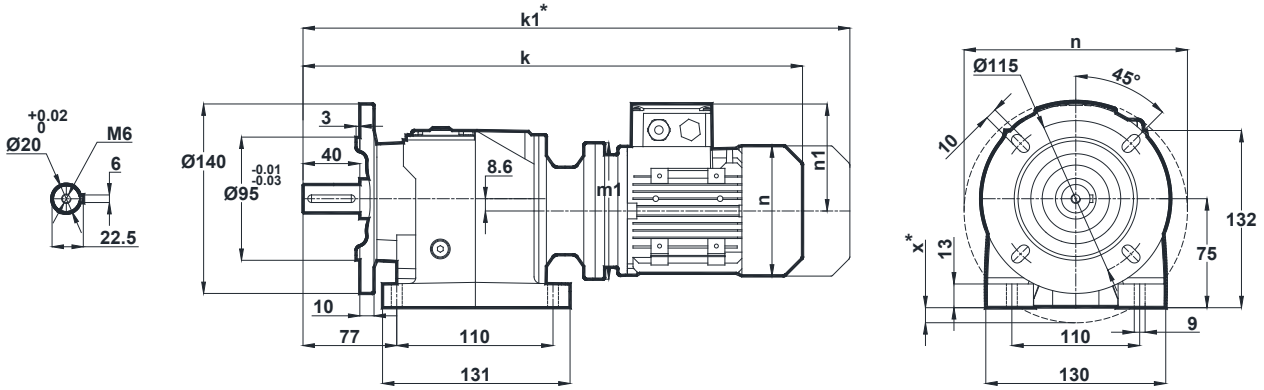


Ölçü Sayfaları Dimension Pages Abmessungsseiten



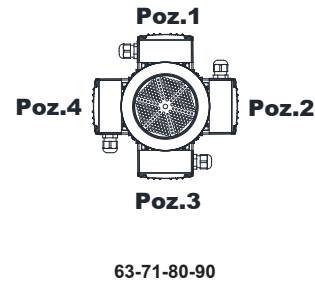
-Mil ucu çektirme deliği DIN 332 sayfa 2 / Tapped center hole to DIN 332, sheet 2 / Zentrierung mit Gewinde DIN 332, Blatt 2

MVF002
MVF003

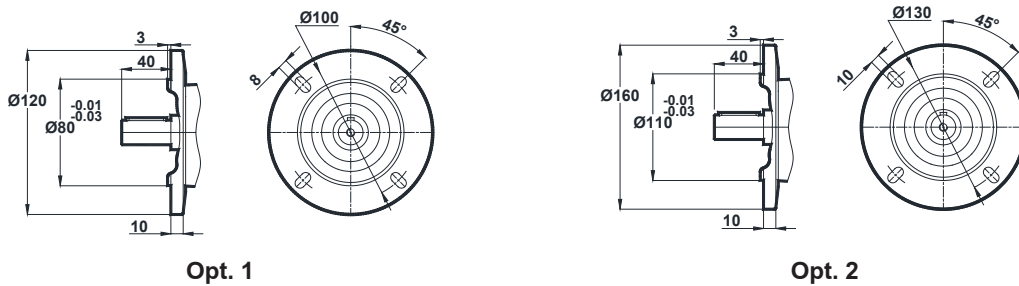


Motor Büyüklüğü / Motor Size / Motorbaugroße					
IEC	63/B5 63/B14	71/B5 71/B14	80/B5 80/B14	90S/B5 90S/B14	90L/B5 90L/B14
k	407	426.5	464.5	505.5	505.5
k1	468	517.5	557.5	609	609
n / n1	121 / 97	137 / 112	155 / 121	176 / 132	176 / 132
m1 (B5)	140	160	200	200	200
m1 (B14)	90	105	120	140	140
x (B5)	4	14	34	34	34

Klemens Kutusu / Terminal Box / Klemmenkasten




Opsiyonel Flanş Ölçüleri / Optional Flange Dimensions / Auswählbare Flanschabmessungen

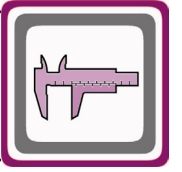


* " k1 " Ölçüsü frenli redüktörlere aittir. Dimension " k1 " is for motors with brake. Maße " k1 " ist für Bremsenmotoren.

x: Motor, ayak bağlantı yüzeyinin altında ise / x: If Motor is lower than foot mounting plane / x: Wenn der Motor unter der Fußmontageebene ist

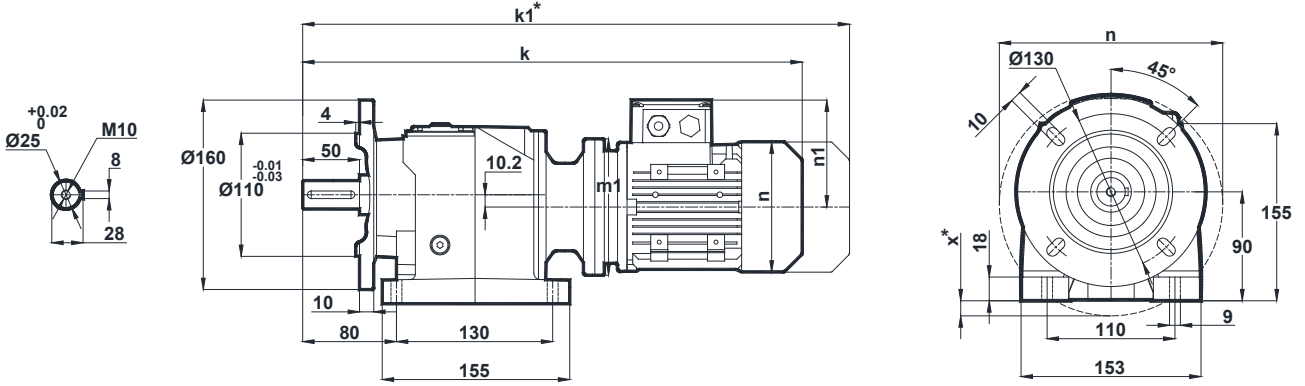


Ölçü Sayfaları Dimension Pages Abmessungenseiten



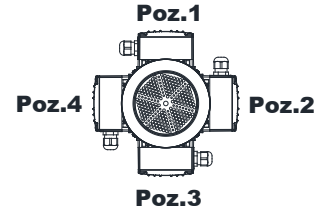
-Mil ucu çektirme deliği DIN 332 sayfa 2 / Tapped center hole to DIN 332, sheet 2 / Zentrierung mit Gewinde DIN 332, Blatt 2

MVF102 MVF103



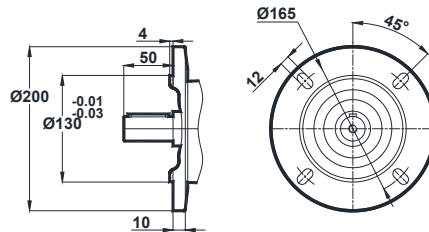
Motor Büyüklüğü / Motor Size / Motorbaugroße					
IEC	63/B5 63/B14	71/B5 71/B14	80/B5 80/B14	90S/B5 90S/B14	90L/B5 90L/B14
k	431	450.5	488.5	529.5	529.5
k1	492	541.5	581.5	633	633
n / n1	121 / 97	137 / 112	155 / 121	176 / 132	176 / 132
m1 (B5)	140	160	200	200	200
m1 (B14)	90	105	120	140	140
x (B5)	-	1	21	21	21

Klemens Kutusu / Terminal Box / Klemmenkasten



63-71-80-90


Opsiyonel Flanş Ölçüleri / Optional Flange Dimensions / Auswählbare Flanschabmessungen



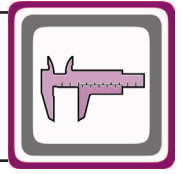
Opt. 1

* "k1" Ölçüsü frenli redüktörlere aittir. Dimension "k1" is for motors with brake. Maße "k1" ist für Bremsenmotoren.

x: Motor, ayak bağlantı yüzeyinin altında ise / x: If Motor is lower than foot mounting plane / x: Wenn der Motor unter der Fußmontageebene ist

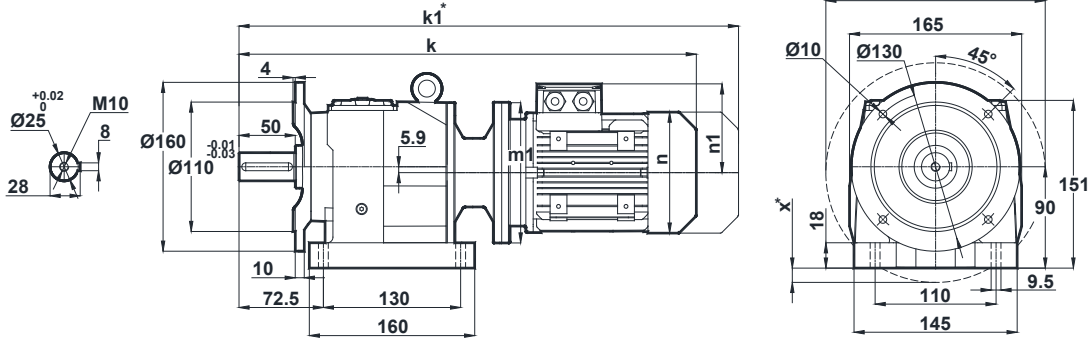


Ölçü Sayfaları Dimension Pages Abmessungsseiten



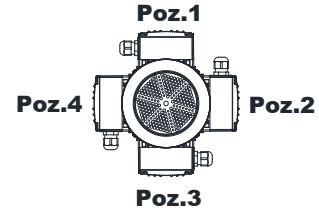
-Mil ucu çektirme deliği DIN 332 sayfa 2 / Tapped center hole to DIN 332, sheet 2 / Zentrierung mit Gewinde DIN 332, Blatt 2

MVF172
MVF173



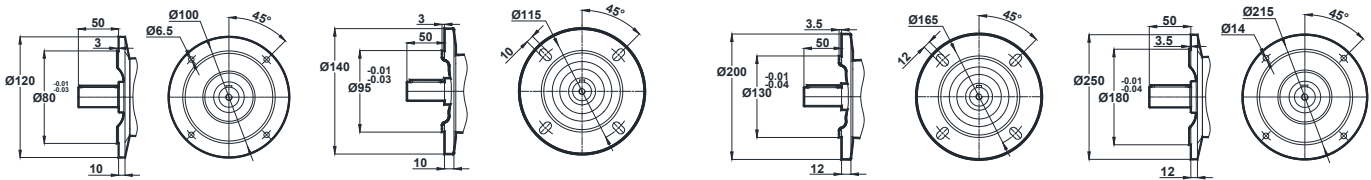
Motor Büyüklüğü / Motor Size / Motorbaugroße							
IEC	63/B5 63/B14	71/B5 71/B14	80/B5 80/B14	90S/B5 90S/B14	90L/B5 90L/B14	100L/B5 100L/B14	112M/B5 112M/B14
k	434	453.5	497.5	532.5	532.5	579	599.5
k1	495	544.5	584.5	636	636	687.5	704
n / n1	121 / 97	137 / 112	155 / 121	176 / 132	176 / 132	193 / 147	215 / 158
m1 (B5)	140	160	200	200	200	250	250
m1 (B14)	-	105	120	140	140	160	160
x (B5)	-	-	16	16	16	41	41

Klemens Kutusu / Terminal Box / Klemmenkasten



63-71-80-90-100-112

Opsiyonel Flanş Ölçüleri / Optional Flange Dimensions / Auswählbare Flanschabmessungen



Opt. 1


Opt. 2

Opt. 3

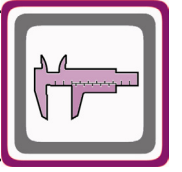
Opt. 4

* "k1" Ölçüsü frenli redüktörlere aittir. Dimension "k1" is for motors with brake. Maße "k1" ist für Bremsenmotoren.

x: Motor, ayak bağlantı yüzeyinin altında ise / x: If Motor is lower than foot mounting plane / x: Wenn der Motor unter der Fußmontageebene ist

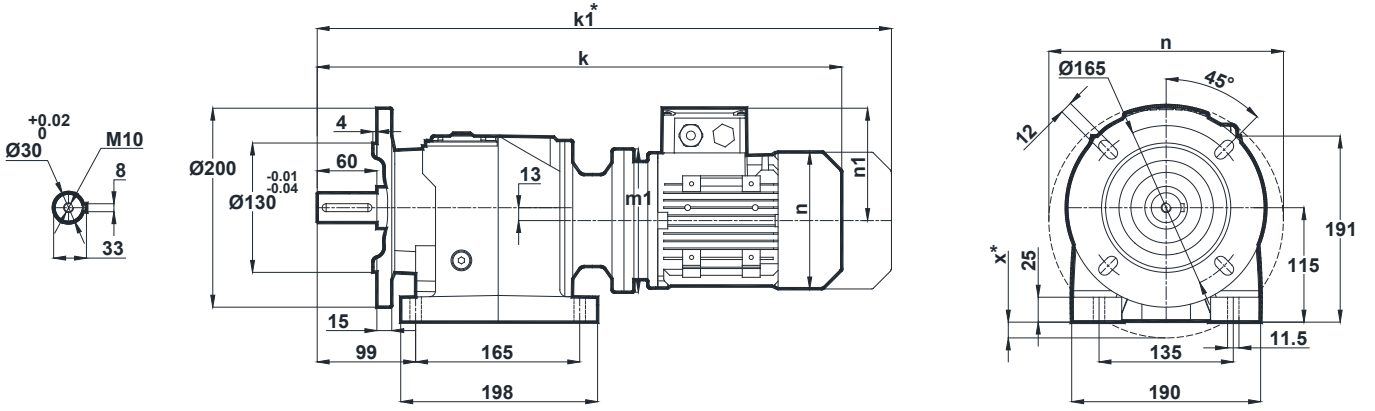


Ölçü Sayfaları Dimension Pages Abmessungenseiten



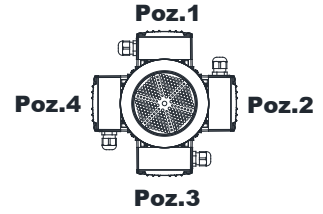
-Mil ucu çektirme deliği DIN 332 sayfa 2 / Tapped center hole to DIN 332, sheet 2 / Zentrierung mit Gewinde DIN 332, Blatt 2

MVF202 MVF203



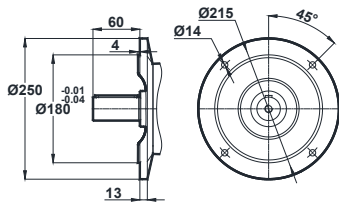
Motor Büyüklüğü / Motor Size / Motorbaugroße							
IEC	63/B5	71/B5 71/B14	80/B5 80/B14	90S/B5 90S/B14	90L/B5 90L/B14	100L/B5 100L/B14	112M/B5 112M/B14
k	515.5	504.5	556.5	597.5	597.5	626	646.5
k1	576.5	595.5	649.5	701	701	734.5	751
n / n1	121 / 97	137 / 112	155 / 121	176 / 132	176 / 132	193 / 147	215 / 158
m1 (B5)	140	160	200	200	200	250	250
m1 (B14)	-	105	120	140	140	160	160
x (B5)	-	-	-	-	-	23	23

Klemens Kutusu / Terminal Box / Klemmenkasten

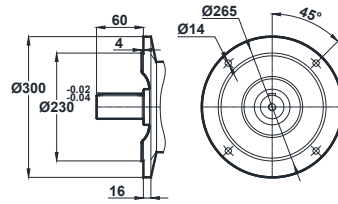


63-71-80-90-100-112

Opsiyonel Flanş Ölçüleri / Optional Flange Dimensions / Auswählbare Flanschabmessungen




Opt. 1



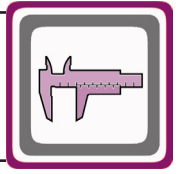
Opt. 2

* "k1" Ölçüsü frenli redüktörlere aittir. Dimension "k1" is for motors with brake. Maße "k1" ist für Bremsenmotoren.

x: Motor, ayak bağlantı yüzeyinin altında ise / x: If Motor is lower than foot mounting plane / x: Wenn der Motor unter der Fußmontageebene ist

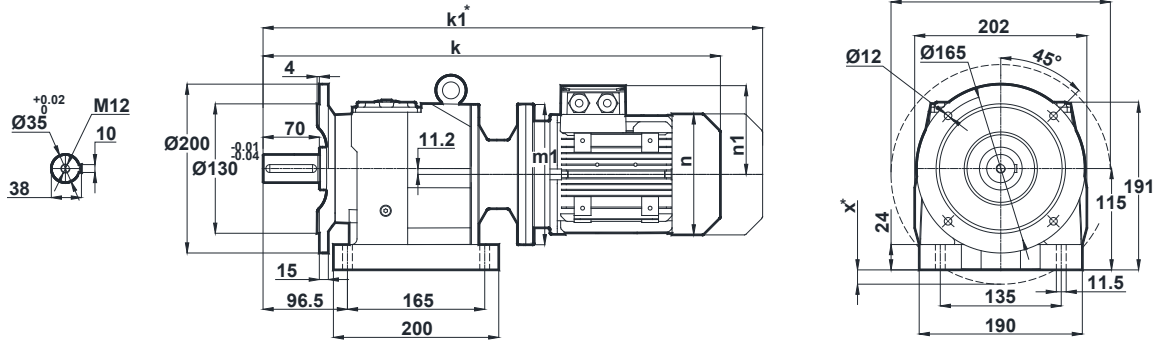


Ölçü Sayfaları Dimension Pages Abmessungenseiten



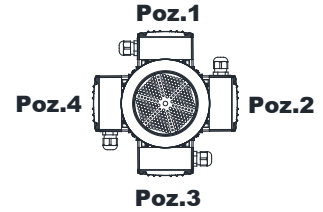
-Mil ucu çekirme deliği DIN 332 sayfa 2 / Tapped center hole to DIN 332, sheet 2 / Zentrierung mit Gewinde DIN 332, Blatt 2

MVF272
MVF273



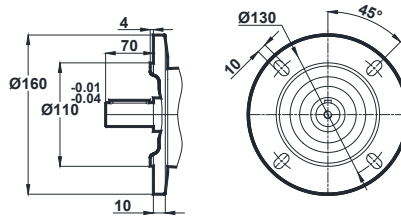
Motor Büyüklüğü / Motor Size / Motorbaugroße									
IEC	63/B5	71/B5 71/B14	80/B5 80/B14	90S/B5 90S/B14	90L/B5 90L/B14	100L/B5 100L/B14	112M/B5 112M/B14	132S/B5 132S/B14	132M/B5 132M/B14
k	526.5	505.5	557.5	598.5	598.5	627	647.5	778.5	778.5
k1	577.5	596.5	650.5	702	702	735.5	752	908.5	908.5
n / n1	121 / 97	137 / 112	155 / 121	176 / 132	176 / 132	193 / 147	215 / 158	257 / 179	257 / 179
m1 (B5)	140	160	200	200	200	250	250	300	300
m1 (B14)	-	105	120	140	140	160	160	200	200
x (B5)	-	-	-	-	-	22	22	47	47

Klemens Kutusu / Terminal Box / Klemmenkasten



63-71-80-90-100-112-132


Opsiyonel Flanş Ölçüleri / Optional Flange Dimensions / Auswählbare Flanschabmessungen



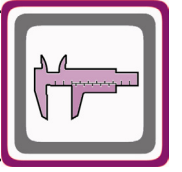
Opt. 1

* "k1" Ölçüsü frenli redüktörlere aittir. Dimension "k1" is for motors with brake. Maße "k1" ist für Bremsenmotoren.

x: Motor, ayak bağlantı yüzeyinin altında ise / x: If Motor is lower than foot mounting plane / x: Wenn der Motor unter der Fußmontageebene ist

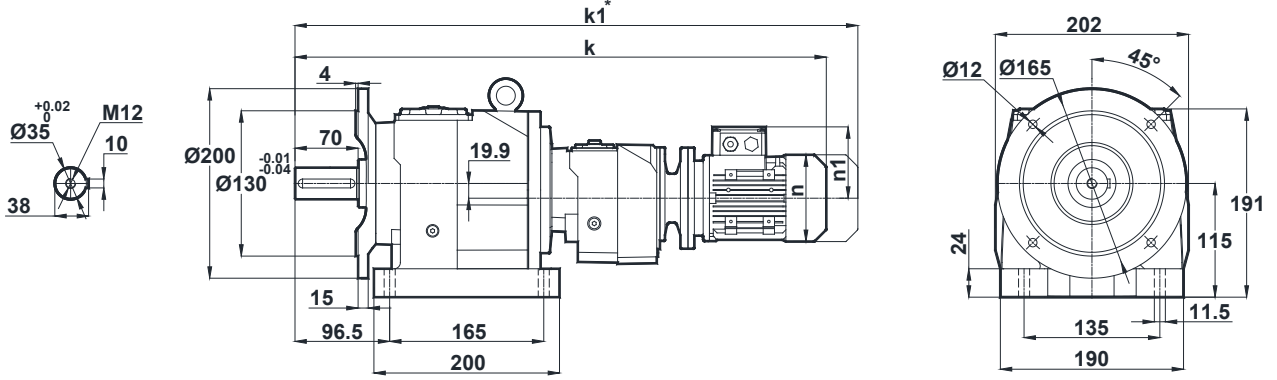


Ölçü Sayfaları Dimension Pages Abmessungenseiten



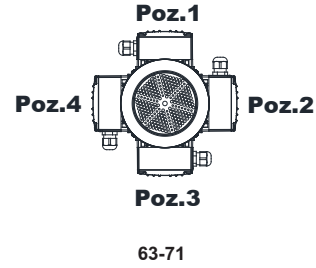
-Mil ucu çektirme deliği DIN 332 sayfa 2 / Tapped center hole to DIN 332, sheet 2 / Zentrierung mit Gewinde DIN 332, Blatt 2

MVF275
MVF276

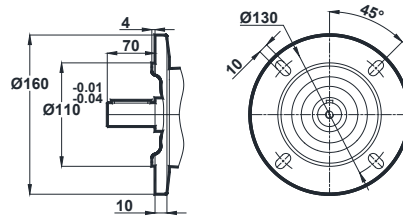


Motor Büyüklüğü / Motor Size / Motorbaugröße		
IEC	63/B5 63/B14	71/B5 71/B14
k	632	651.5
k1	693	742.5
n / n1	121 / 97	137 / 112
m1 (B5)	140	160
m1 (B14)	90	105

Klemens Kutusu / Terminal Box / Klemmenkasten




Opsiyonel Flanş Ölçüleri / Optional Flange Dimensions / Auswählbare Flanschabmessungen

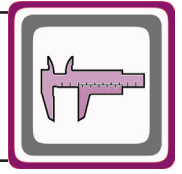


Opt. 1

* "k1" ölçüsü frenli redüktörlere aittir. Dimension "k1" is for motors with brake. Maße "k1" ist für Bremsenmotoren.

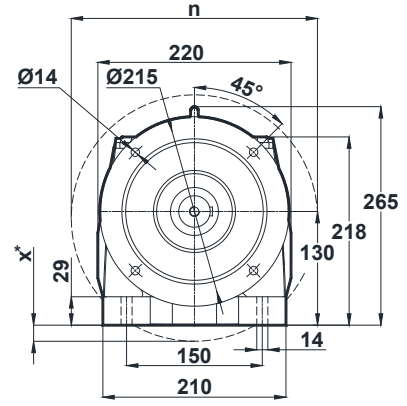
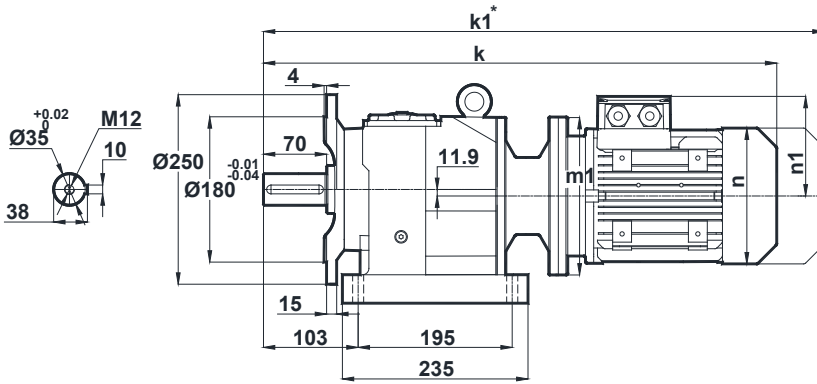


Ölçü Sayfaları Dimension Pages Abmessungsseiten



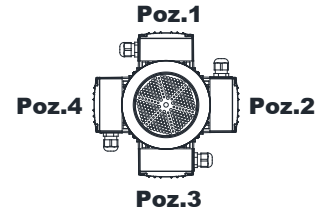
-Mil ucu çekirme deliği DIN 332 sayfa 2 / Tapped center hole to DIN 332, sheet 2 / Zentrierung mit Gewinde DIN 332, Blatt 2

MVF282 MVF283



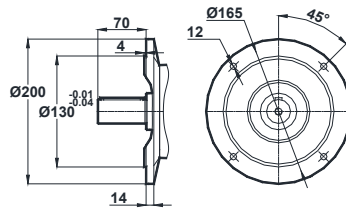
Motor Büyüklüğü / Motor Size / Motorbaugroße								
IEC	71/B5	80/B5 80/B14	90S/B5 90S/B14	90L/B5 90L/B14	100L/B5 100L/B14	112M/B5 112M/B14	132S/B5 132S/B14	132M/B5 132M/B14
k	554	577	618	618	670.5	691	795	795
k1	645	670	721.5	721.5	779	795.5	925	925
n / n1	137 / 112	155 / 121	176 / 132	176 / 132	193 / 147	215 / 158	257 / 179	257 / 179
m1 (B5)	160	200	200	200	250	250	300	300
m1 (B14)	-	120	140	140	160	160	200	200
x (B5)	-	-	-	-	7	7	32	32

Klemens Kutusu / Terminal Box / Klemmenkasten



71-80-90-100-112-132


Opsiyonel Flanş Ölçüleri / Optional Flange Dimensions / Auswählbare Flanschabmessungen



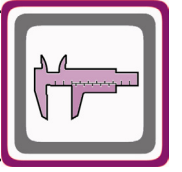
Opt. 1

* "k1" Ölçüsü frenli redüktörlere aittir. Dimension "k1" is for motors with brake. Maße "k1" ist für Bremsenmotoren.

x: Motor, ayak bağlantı yüzeyinin altında ise / x: If Motor is lower than foot mounting plane / x: Wenn der Motor unter der Fußmontageebene ist

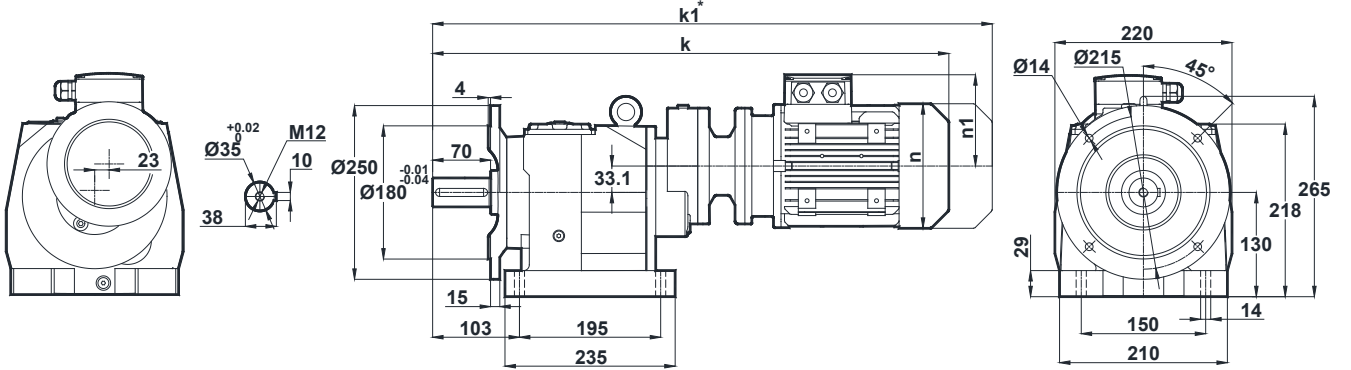


Ölçü Sayfaları Dimension Pages Abmessungenseiten



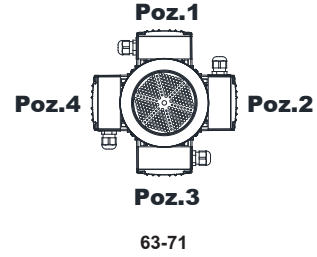
-Mil ucu çektirme deliği DIN 332 sayfa 2 / Tapped center hole to DIN 332, sheet 2 / Zentrierung mit Gewinde DIN 332, Blatt 2

MVF284

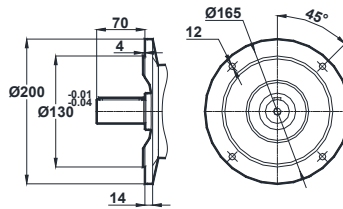


Motor Büyüklüğü / Motor Size / Motorbaugroße		
IEC	63/B5	71/B5 71/B14
k	613	602
k1	674	693
n / n1	121 / 97	137 / 112
m1 (B5)	140	160
m1 (B14)	-	105

Klemens Kutusu / Terminal Box / Klemmenkasten




Opsiyonel Flanş Ölçüleri / Optional Flange Dimensions / Auswählbare Flanschabmessungen



Opt. 1

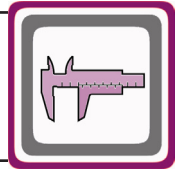
* " k1 " Ölçüsü frenli redüktörlere aittir. Dimension " k1 " is for motors with brake. Maße " k1 " ist für Bremsenmotoren.



Ölçü Sayfaları

Dimension Pages

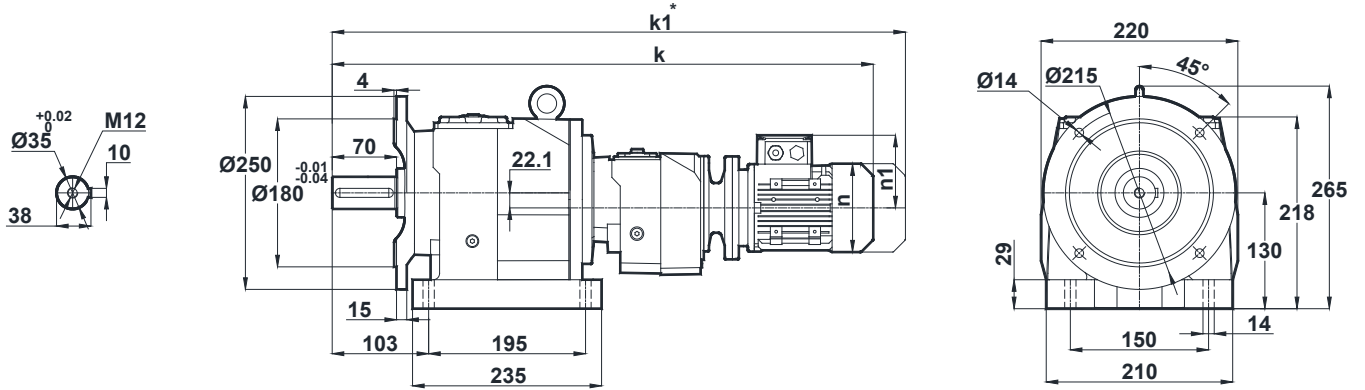
Abmessungsseiten



-Mil ucu çekirme deliği DIN 332 sayfa 2 / Tapped center hole to DIN 332, sheet 2 / Zentrierung mit Gewinde DIN 332, Blatt 2

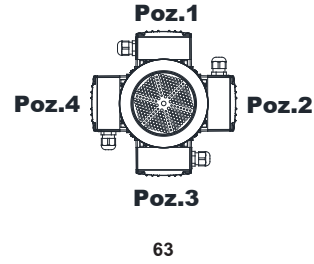
MVF285

MVF286

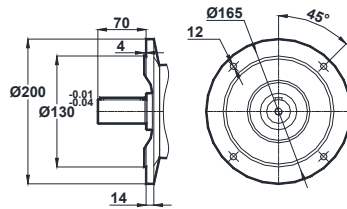


Motor Büyüklüğü / Motor Size / Motorbaugroße	
IEC	63/B5 63/B14
k	681
k1	742
n / n1	121 / 97
m1 (B5)	140
m1 (B14)	90

Klemens Kutusu / Terminal Box / Klemmenkasten




Opsiyonel Flanş Ölçüleri / Optional Flange Dimensions / Auswählbare Flanschabmessungen

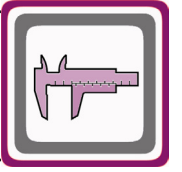


Opt. 1

* " k1 " Ölçüsü frenli redüktörlere aittir. Dimension " k1 " is for motors with brake. Maße " k1 " ist für Bremsenmotoren.

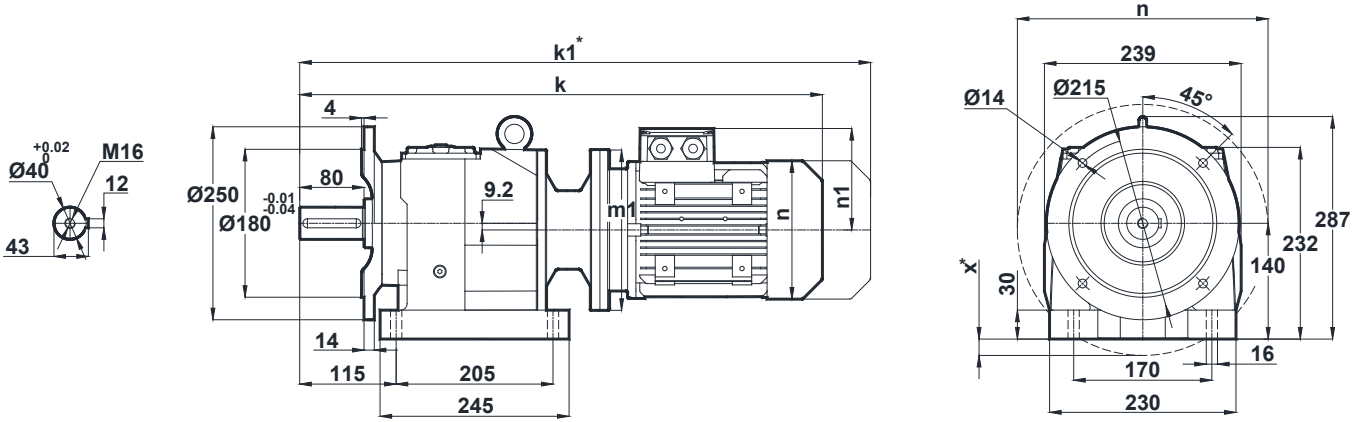


Ölçü Sayfaları Dimension Pages Abmessungenseiten



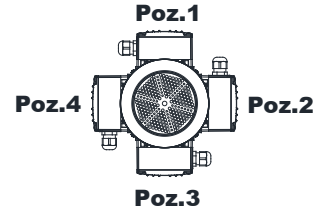
-Mil ucu çektirme deliği DIN 332 sayfa 2 / Tapped center hole to DIN 332, sheet 2 / Zentrierung mit Gewinde DIN 332, Blatt 2

MVF372
MVF373



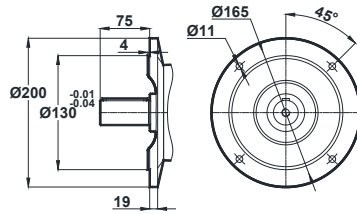
Motor Büyüklüğü / Motor Size / Motorbaugroße								
IEC	71/B5	80/B5 80/B14	90S/B5 90S/B14	90L/B5 90L/B14	100L/B5 100L/B14	112M/B5 112M/B14	132S/B5 132S/B14	132M/B5 132M/B14
k	575	598	639	639	691.5	712	816	816
k1	666	691	742.5	742.5	800	816.5	946	946
n / n1	137 / 112	155 / 121	176 / 132	176 / 132	193 / 147	215 / 158	257 / 179	257 / 179
m1 (B5)	160	200	200	200	250	250	300	300
m1 (B14)	-	120	140	140	160	160	200	200
x (B5)	-	-	-	-	-	-	20	20

Klemens Kutusu / Terminal Box / Klemmenkasten



71-80-90-100-112-132


Opsiyonel Flanş Ölçüleri / Optional Flange Dimensions / Auswählbare Flanschabmessungen



Opt. 1

* "k1" Ölçüsü frenli redüktörlere aittir. Dimension "k1" is for motors with brake. Maße "k1" ist für Bremsenmotoren.

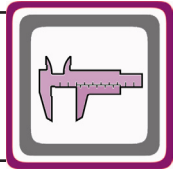
x: Motor, ayak bağlantı yüzeyinin altında ise / x: If Motor is lower than foot mounting plane / x: Wenn der Motor unter der Fußmontageebene ist



Ölçü Sayfaları

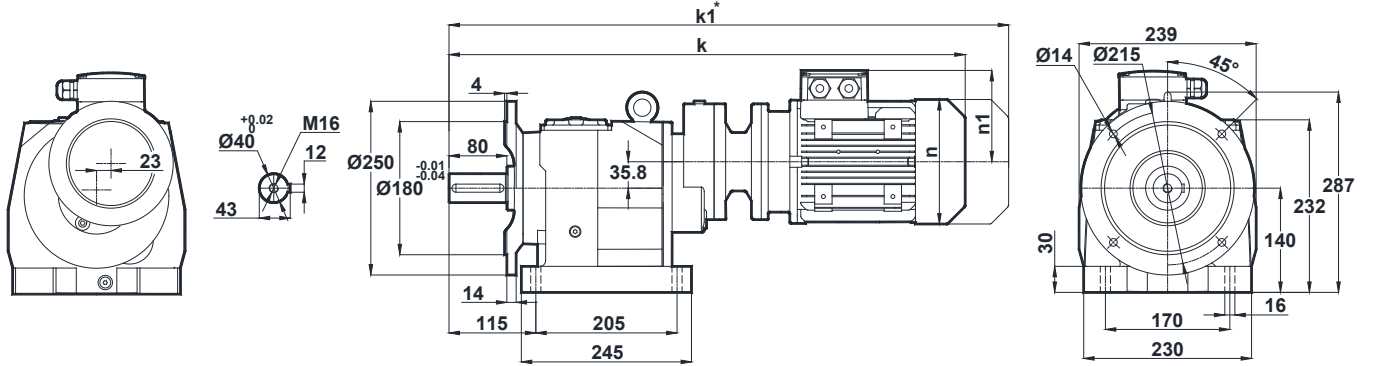
Dimension Pages

Abmessungsseiten



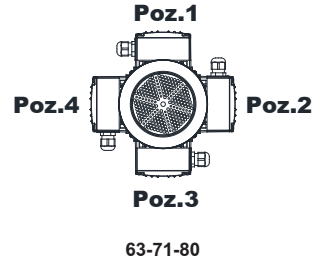
-Mil ucu çekirme deliği DIN 332 sayfa 2 / Tapped center hole to DIN 332, sheet 2 / Zentrierung mit Gewinde DIN 332, Blatt 2

MVF374



Motor Büyüklüğü / Motor Size / Motorbaugroße			
IEC	63/B5	71/B5 71/B14	80/B5 80/B14
k	634	623	675
k1	695	714	768
n / n1	121 / 97	137 / 112	155 / 121
m1 (B5)	140	160	200
m1 (B14)	-	105	120

Klemens Kutusu / Terminal Box / Klemmenkasten




Opsiyonel Flanş Ölçüleri / Optional Flange Dimensions / Auswählbare Flanschabmessungen

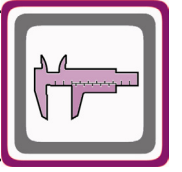


Opt. 1

* " k1 " Ölçüsü frenli redüktörlere aittir. Dimension " k1 " is for motors with brake. Maße " k1 " ist für Bremsenmotoren.

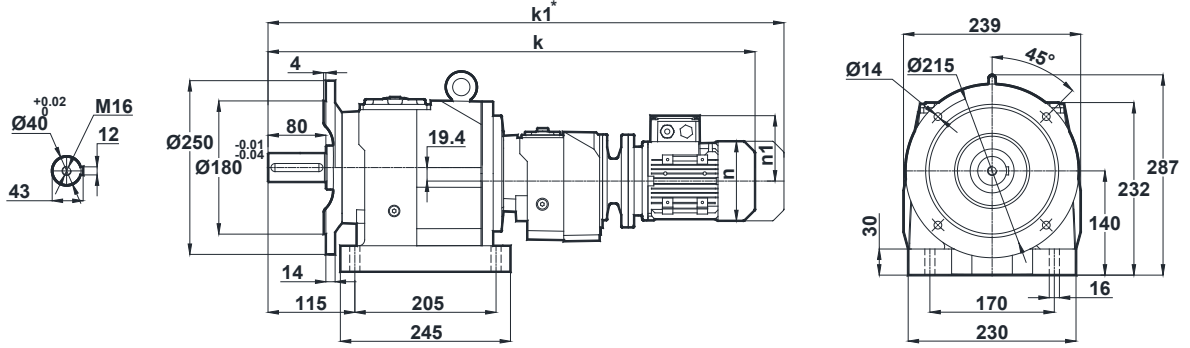


Ölçü Sayfaları Dimension Pages Abmessungenseiten



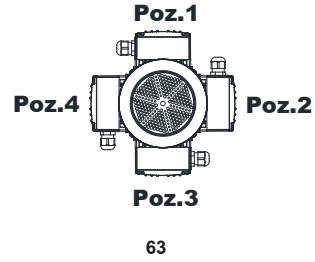
-Mil ucu çektirme deliği DIN 332 sayfa 2 / Tapped center hole to DIN 332, sheet 2 / Zentrierung mit Gewinde DIN 332, Blatt 2

MVF375
MVF376

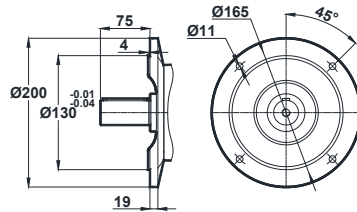


Motor Büyüklüğü / Motor Size / Motorbaugroße	
IEC	63/B5 63/B14
k	702
k1	769
n / n1	121 / 97
m1 (B5)	140
m1 (B14)	90

Klemens Kutusu / Terminal Box / Klemmenkasten




Opsiyonel Flanş Ölçüleri / Optional Flange Dimensions / Auswählbare Flanschabmessungen

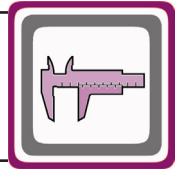


Opt. 1

* " k1 " Ölçüsü frenli redüktörlere aittir. Dimension " k1 " is for motors with brake. Maße " k1 " ist für Bremsenmotoren.

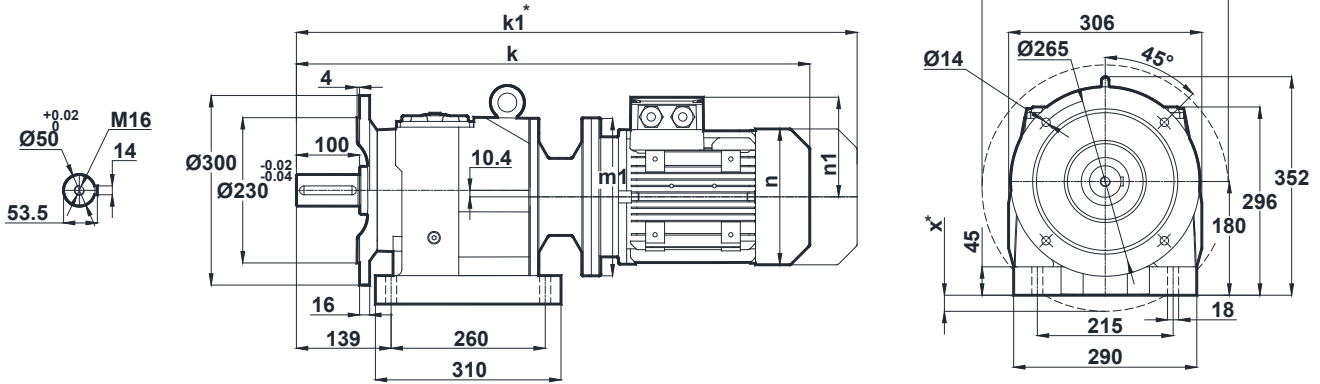


Ölçü Sayfaları Dimension Pages Abmessungsseiten



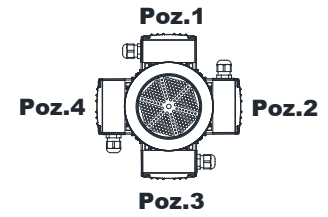
-Mil ucu çekirme deliği DIN 332 sayfa 2 / Tapped center hole to DIN 332, sheet 2 / Zentrierung mit Gewinde DIN 332, Blatt 2

MVF472 MVF473



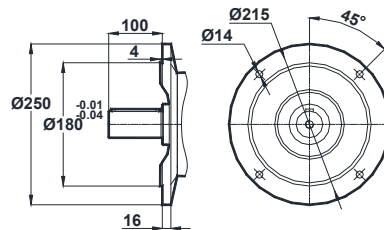
Motor Büyüklüğü / Motor Size / Motorbaugröße											
IEC	80/B5	90S/B5 90S/B14	90L/B5 90L/B14	100L/B5 100L/B14	112M/B5 112M/B14	132S/B5 132S/B14	132M/B5 132M/B14	160M/B5	160L/B5	180M/B5	180L/B5
k	660.5	701.5	701.5	755.5	776	878.5	878.5	1038	1038	1126	1126
k1	753.5	805	805	864	880.5	1008.5	1008.5	1186	1186	1284.5	1284.5
n / n1	155 / 121	176 / 132	176 / 132	193 / 147	215 / 158	257 / 179	257 / 179	315 / 219	315 / 219	347 / 234	347 / 234
m1 (B5)	200	200	200	250	250	300	300	350	350	350	350
m1 (B14)	-	140	140	160	160	200	200	-	-	-	-
x (B5)	-	-	-	-	-	-	-	6	6	6	6

Klemens Kutusu / Terminal Box / Klemmenkasten



80-90-100-112-132-160-180


Opsiyonel Flanş Ölçüleri / Optional Flange Dimensions / Auswählbare Flanschabmessungen



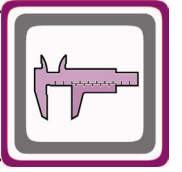
Opt. 1

* "k1" Ölçüsü frenli redüktörlere aittir. Dimension "k1" is for motors with brake. Maße "k1" ist für Bremsenmotoren.

x: Motor, ayak bağlantı yüzeyinin altında ise / x: If Motor is lower than foot mounting plane / x: Wenn der Motor unter der Fußmontageebene ist

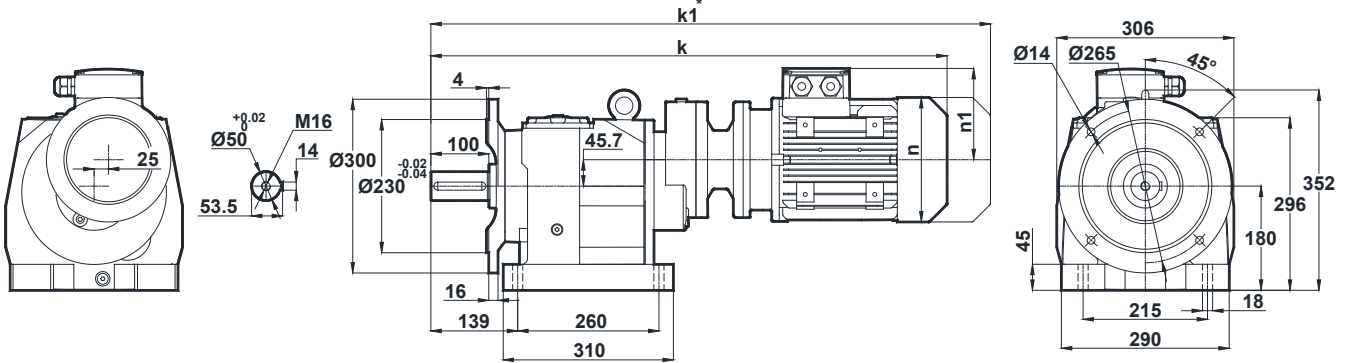


Ölçü Sayfaları Dimension Pages Abmessungenseiten



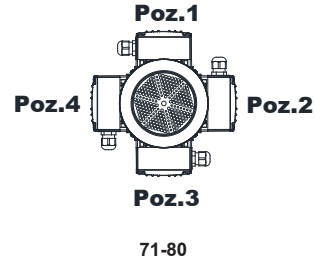
-Mil ucu çektirme deliği DIN 332 sayfa 2 / Tapped center hole to DIN 332, sheet 2 / Zentrierung mit Gewinde DIN 332, Blatt 2

MVF474

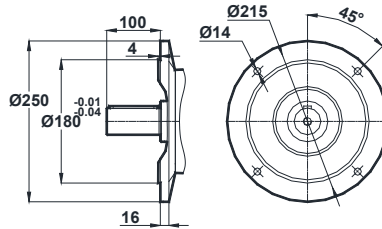


Motor Büyüklüğü / Motor Size / Motorbaugroße		
IEC	71/B5	80/B5 80/B14
k	735.5	758.5
k1	826.5	851.5
n / n1	137 / 112	155 / 121
m1 (B5)	160	200
m1 (B14)	-	120

Klemens Kutusu / Terminal Box / Klemmenkasten




Opsiyonel Flanş Ölçüleri / Optional Flange Dimensions / Auswählbare Flanschabmessungen

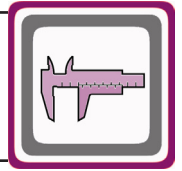


Opt. 1

* " k1 " Ölçüsü frenli redüktörlere aittir. Dimension " k1 " is for motors with brake. Maße " k1 " ist für Bremsenmotoren.

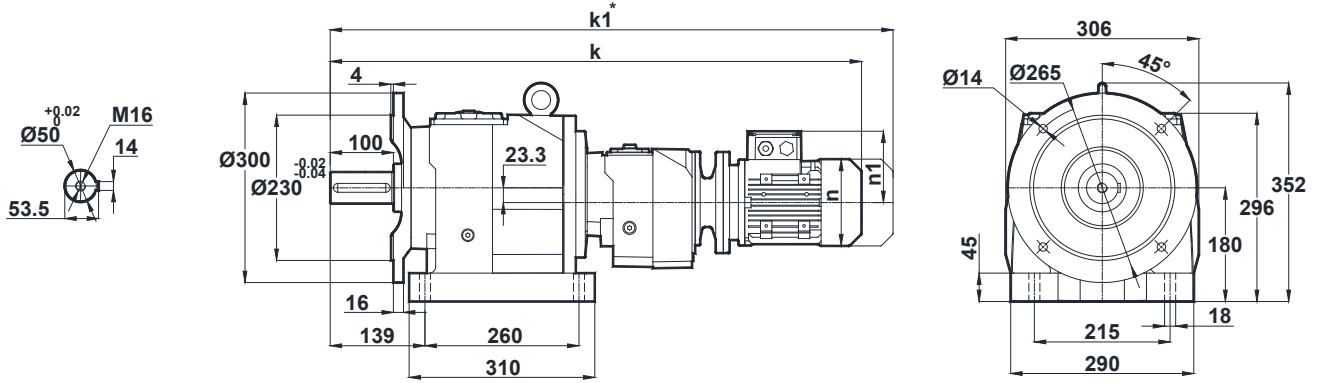


Ölçü Sayfaları Dimension Pages Abmessungenseiten



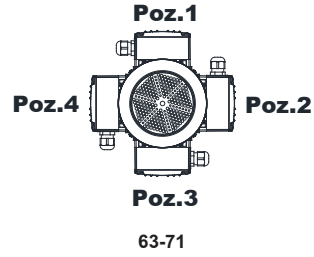
-Mil ucu çekirme deliği DIN 332 sayfa 2 / Tapped center hole to DIN 332, sheet 2 / Zentrierung mit Gewinde DIN 332, Blatt 2

MVF475
MVF476

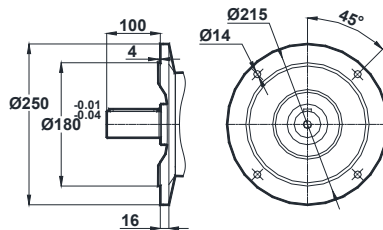


Motor Büyüklüğü / Motor Size / Motorbaugröße		
IEC	63/B5	71/B5 71/B14
k	845.5	834.5
k1	906.5	925.5
n / n1	121 / 97	137 / 112
m1 (B5)	140	160
m1 (B14)	-	105

Klemens Kutusu / Terminal Box / Klemmenkasten




Opsiyonel Flanş Ölçüleri / Optional Flange Dimensions / Auswählbare Flanschabmessungen

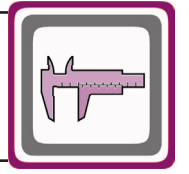


Opt. 1

* "k1" Ölçüsü frenli redüktörlere aittir. Dimension "k1" is for motors with brake. Maße "k1" ist für Bremsenmotoren.

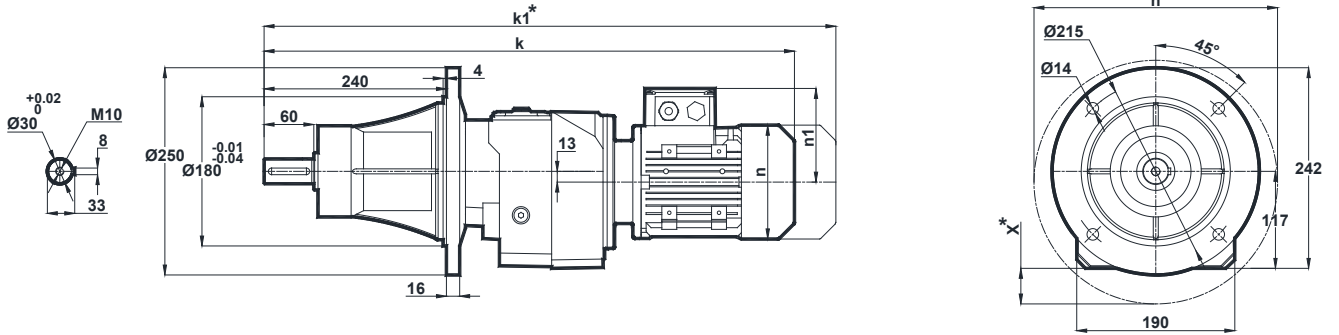


Ölçü Sayfaları Dimension Pages Abmessungsseiten



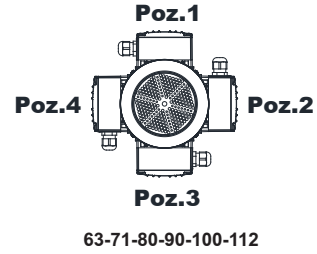
-Mil ucu çektirme deliği DIN 332 sayfa 2 / Tapped center hole to DIN 332, sheet 2 / Zentrierung mit Gewinde DIN 332, Blatt 2

NRB202 NRB203




Motor Büyüklüğü / Motor Size / Motorbaugroße							
	63	71	80	90S	90L	100L	112M
k	608	635	669	708	708	756	780
k1	669	726	762	811.5	811.5	864.5	884.5
n	121	137	155	176	176	193	215
n1	97	112	121	132	132	147	158
x	-	-	-	-	-	-	10

Klemens Kutusu / Terminal Box / Klemmenkasten

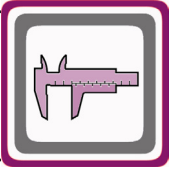


* " k1 " Ölçüsü frenli redüktörlere aittir. Dimension " k1 " is for motors with brake. Maße " k1 " ist für Bremsenmotoren.

x: Motor, ayak bağlantı yüzeyinin altında ise / x: If Motor is lower than foot mounting plane / x: Wenn der Motor unter der Fußmontageebene ist

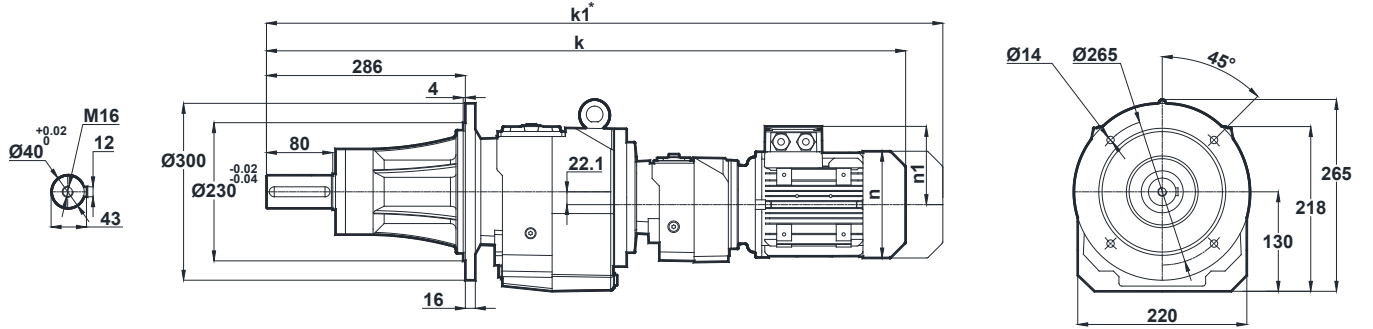


Ölçü Sayfaları Dimension Pages Abmessungsseiten



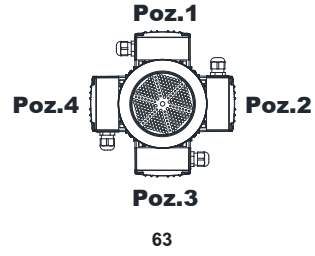
-Mil ucu çekirme deliği DIN 332 sayfa 2 / Tapped center hole to DIN 332, sheet 2 / Zentrierung mit Gewinde DIN 332, Blatt 2

NRB285
NRB286




Motor Büyüklüğü / Motor Size / Motorbaugroße	
	63
k	863.5
k1	924.5
n	121
n1	97

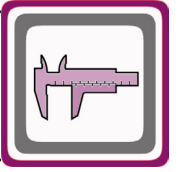
Klemens Kutusu / Terminal Box / Klemmenkasten



* "k1" Ölçüsü frenli redüktörlere aittir. Dimension "k1" is for motors with brake. Maße "k1" ist für Bremsenmotoren.

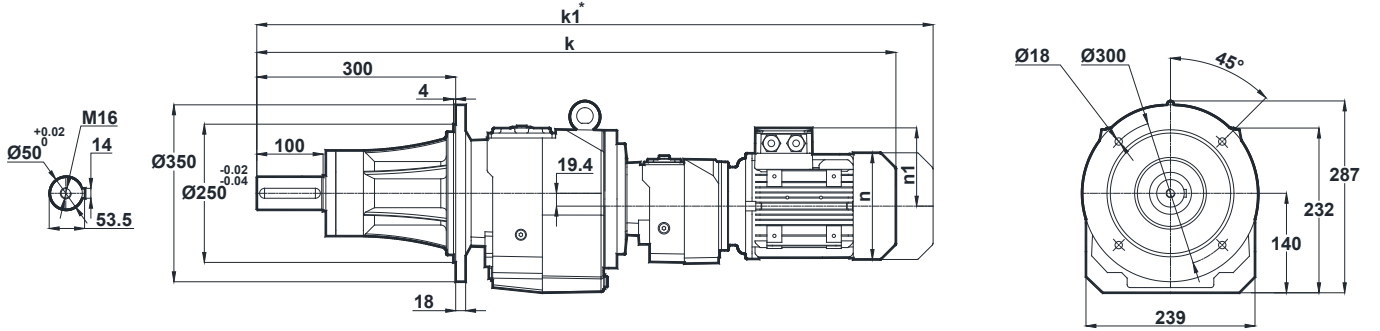


Ölçü Sayfaları Dimension Pages Abmessungenseiten



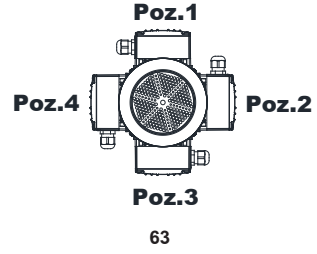
-Mil ucu çektirme deliği DIN 332 sayfa 2 / Tapped center hole to DIN 332, sheet 2 / Zentrierung mit Gewinde DIN 332, Blatt 2

NRB375 NRB376




Motor Büyüklüğü / Motor Size / Motorbaugroße	
	63
k	886
k1	947
n	121
n1	97

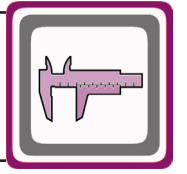
Klemens Kutusu / Terminal Box / Klemmenkasten



* " k1 " Ölçüsü frenli redüktörlere aittir. Dimension " k1 " is for motors with brake. Maße " k1 " ist für Bremsenmotoren.

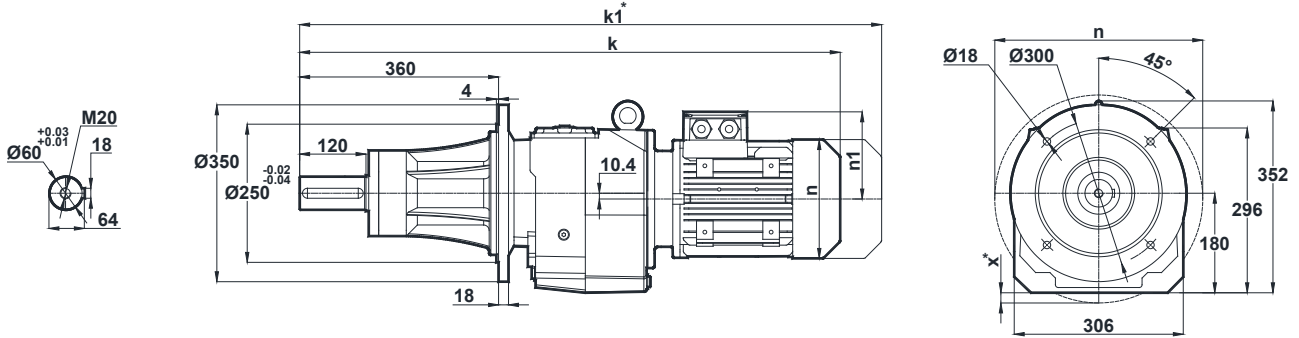


Ölçü Sayfaları Dimension Pages Abmessungsseiten



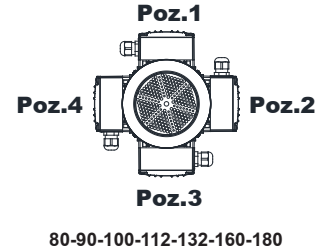
-Mil ucu çektirme deliği DIN 332 sayfa 2 / Tapped center hole to DIN 332, sheet 2 / Zentrierung mit Gewinde DIN 332, Blatt 2

NRB472 NRB473

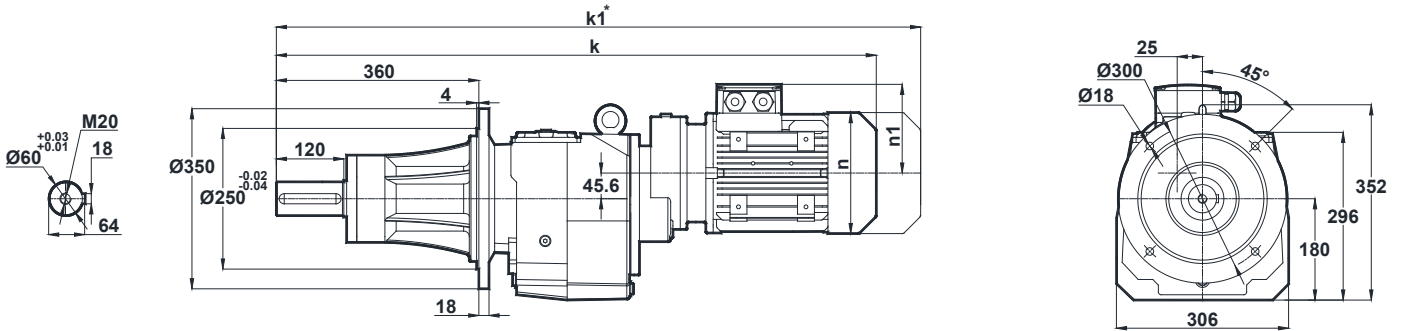


Motor Büyüklüğü / Motor Size / Motorbaugroße											
	80	90S	90L	100L	112M	132S	132M	160M	160L	180M	180L
k	870.5	909.5	909.5	954.5	978.5	1063.5	1063.5	1159.5	1159.5	1231.5	1231.5
k1	963.5	1013	1013	1063	1083	1193.5	1193.5	1307.5	1307.5	1390	1390
n	155	176	176	193	215	257	257	315	315	347	347
n1	121	132	132	147	158	179	179	219	219	234	234
x	-	-	-	-	-	-	-	-	-	11	11

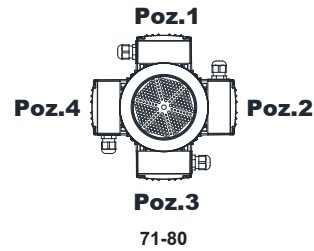
Klemens Kutusu / Terminal Box / Klemmenkasten



NRB474




Klemens Kutusu / Terminal Box / Klemmenkasten



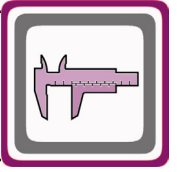
Motor Büyüklüğü / Motor Size / Motorbaugroße		
	71	80
k	930	964
k1	1021	1057
n	137	155
n1	112	121

* " k1 " Ölçüsü frenli redüktörlere aittir. Dimension " k1 " is for motors with brake. Maße " k1 " ist für Bremsenmotoren.

x: Motor, ayak bağlantı yüzeyinin altında ise / x: If Motor is lower than foot mounting plane / x: Wenn der Motor unter der Fußmontageebene ist

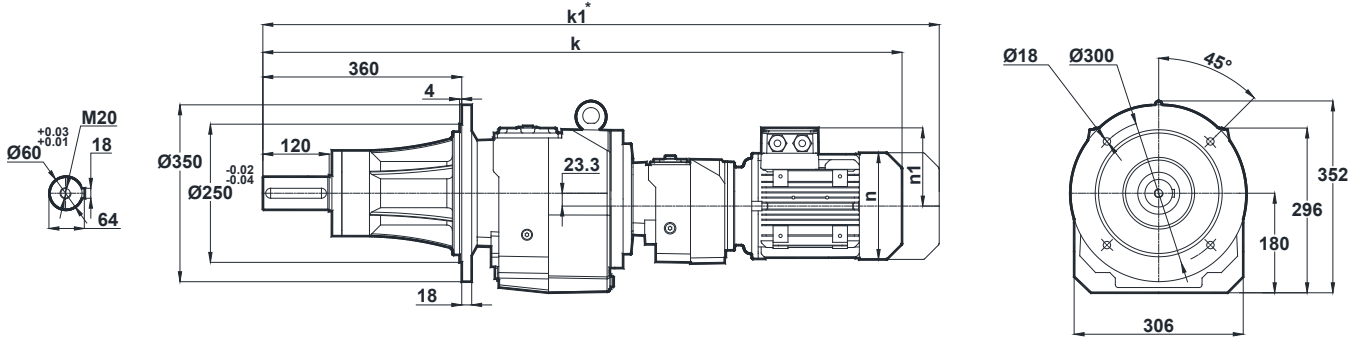


Ölçü Sayfaları Dimension Pages Abmessungsseiten



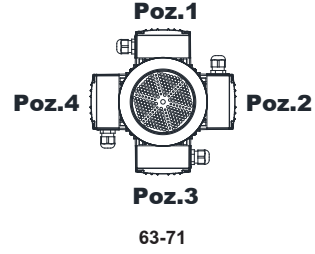
-Mil ucu çektirme deliği DIN 332 sayfa 2 / Tapped center hole to DIN 332, sheet 2 / Zentrierung mit Gewinde DIN 332, Blatt 2

NRB475 NRB476




Motor Büyüklüğü / Motor Size / Motorbaugroße		
	63	71
k	1033	1060
k1	1094	1151
n	121	137
n1	97	112

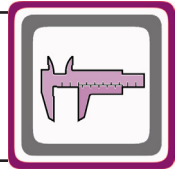
Klemens Kutusu / Terminal Box / Klemmenkasten



* "k1" Ölçüsü frenli redüktörlere aittir. Dimension "k1" is for motors with brake. Maße "k1" ist für Bremsenmotoren.

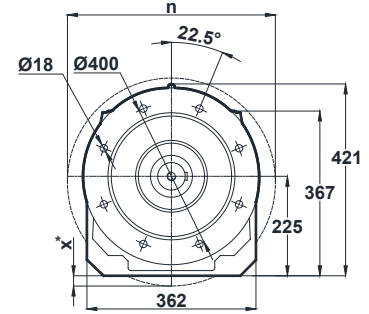
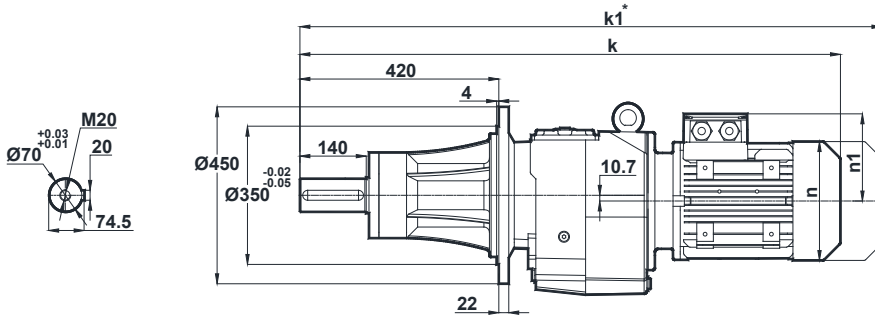


Ölçü Sayfaları Dimension Pages Abmessungsseiten



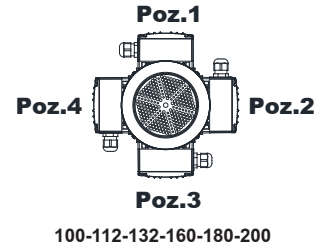
-Mil ucu çektirme deliği DIN 332 sayfa 2 / Tapped center hole to DIN 332, sheet 2 / Zentrierung mit Gewinde DIN 332, Blatt 2

NRB572 NRB573

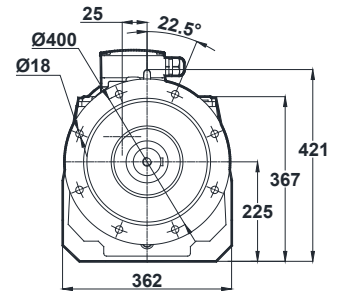
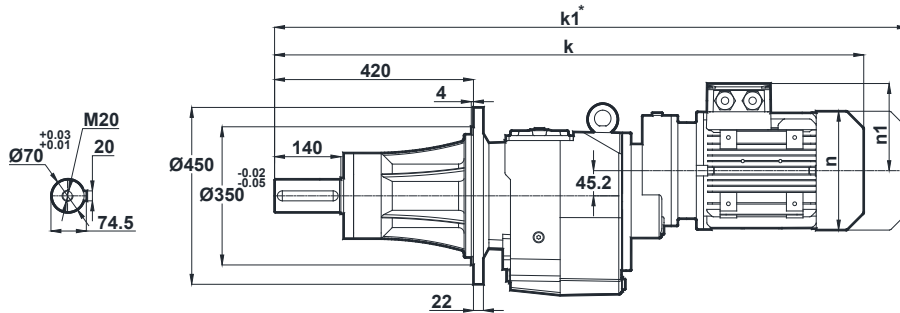


Motor Büyüklüğü / Motor Size / Motorbaugroße									
	100L	112M	132S	132M	160M	160L	180M	180L	200L
k	1057	1081	1167.5	1167.5	1263.5	1263.5	1335.5	1335.5	1381.5
k1	1165.5	1185.5	1297.5	1297.5	1411.5	1411.5	1494	1494	1568
n	193	215	257	257	315	315	347	347	390
n1	147	158	179	179	219	219	234	234	275
x	-	-	-	-	-	-	-	-	-

Klemens Kutusu / Terminal Box / Klemmenkasten

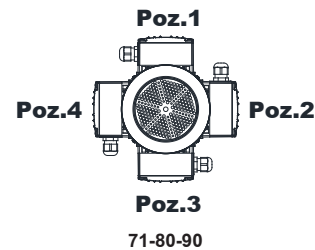


NRB574




Motor Büyüklüğü / Motor Size / Motorbaugroße				
	71	80	90S	90L
k	1037	1071	1110	1110
k1	1128	1164	1213.5	1213.5
n	137	155	176	176
n1	112	121	132	132

Klemens Kutusu / Terminal Box / Klemmenkasten

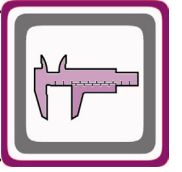


* " k1 " Ölçüsü frenli redüktörlere aittir. Dimension " k1 " is for motors with brake. Maße " k1 " ist für Bremsenmotoren.

x: Motor, ayak bağlantı yüzeyinin altında ise / x: If Motor is lower than foot mounting plane / x: Wenn der Motor unter der Fußmontageebene ist

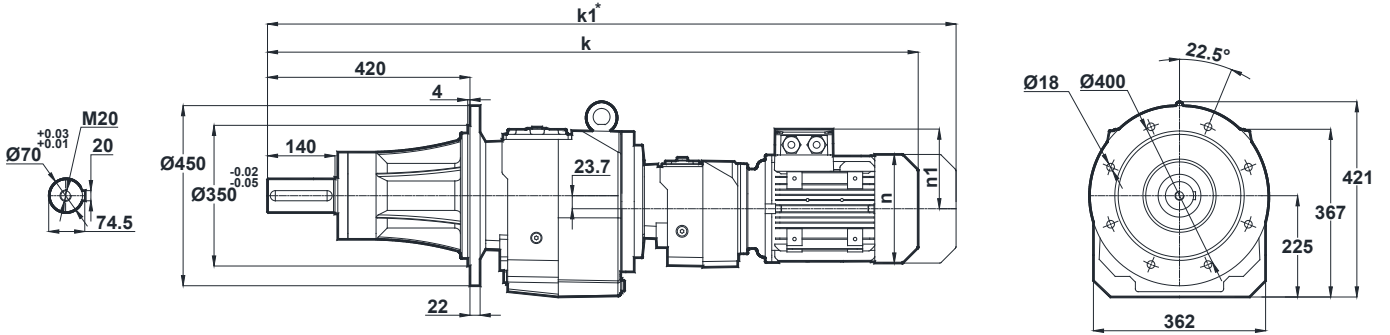


Ölçü Sayfaları Dimension Pages Abmessungsseiten



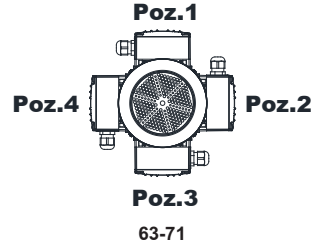
-Mil ucu çektirme deliği DIN 332 sayfa 2 / Tapped center hole to DIN 332, sheet 2 / Zentrierung mit Gewinde DIN 332, Blatt 2

NRB575 NRB576




Motor Büyüklüğü / Motor Size / Motorbaugroße		
	63	71
k	1142	1169
k1	1203	1260
n	121	137
n1	97	112

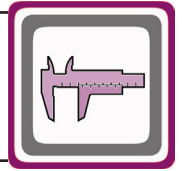
Klemens Kutusu / Terminal Box / Klemmenkasten



* " k1 " Ölçüsü frenli redüktörlere aittir. Dimension " k1 " is for motors with brake. Maße " k1 " ist für Bremsenmotoren.

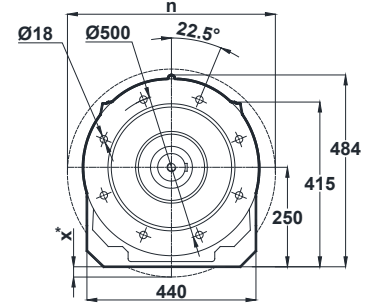
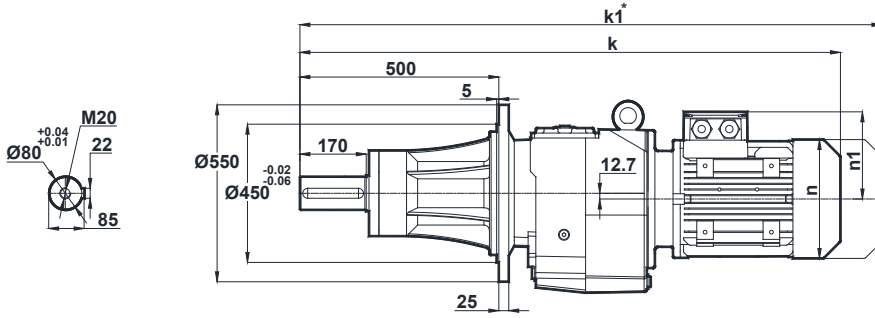


Ölçü Sayfaları Dimension Pages Abmessungsseiten



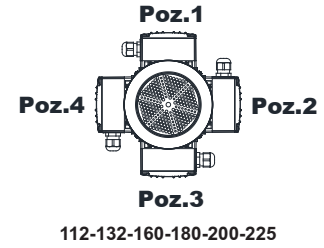
-Mil ucu çektirme deliği DIN 332 sayfa 2 / Tapped center hole to DIN 332, sheet 2 / Zentrierung mit Gewinde DIN 332, Blatt 2

NRB672 NRB673

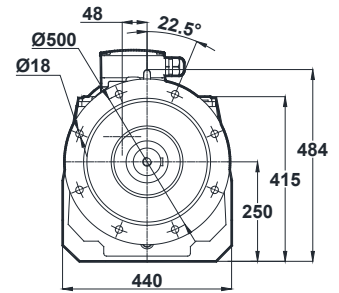
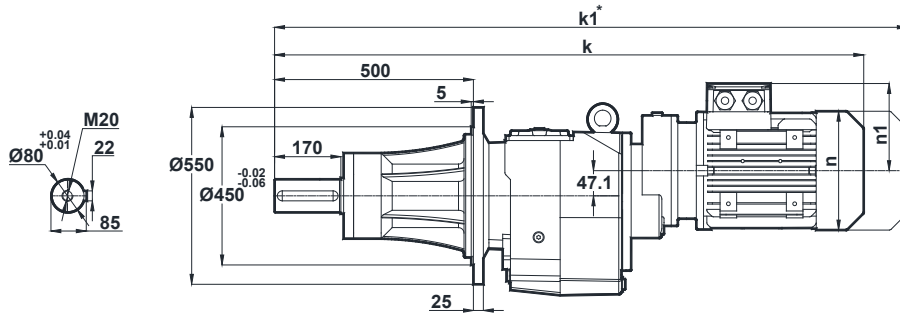


Motor Büyüklüğü / Motor Size / Motorbaugroße										
	112M	132S	132M	160M	160L	180M	180L	200L	225S	225M
k	1198	1284.5	1284.5	1380.5	1380.5	1452.5	1452.5	1498.5	1525	1550
k1	1302.5	1414.5	1414.5	1528.5	1528.5	1611	1611	1685	1690	1715
n	215	257	257	315	315	347	347	390	434	434
n1	158	179	179	219	219	234	234	275	285	285
x	-	-	-	-	-	-	-	-	-	-

Klemens Kutusu / Terminal Box / Klemmenkasten

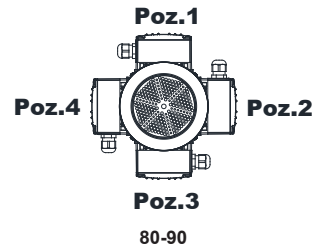


NRB674




Motor Büyüklüğü / Motor Size / Motorbaugroße			
	80	90S	90L
k	1206.5	1245.5	1245.5
k1	1299.5	1349	1349
n	155	176	176
n1	121	132	132

Klemens Kutusu / Terminal Box / Klemmenkasten

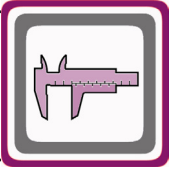


* " k1 " Ölçüsü frenli redüktörlere aittir. Dimension " k1 " is for motors with brake. Maße " k1 " ist für Bremsenmotoren.

x: Motor, ayak bağlantı yüzeyinin altında ise / x: If Motor is lower than foot mounting plane / x: Wenn der Motor unter der Fußmontageebene ist

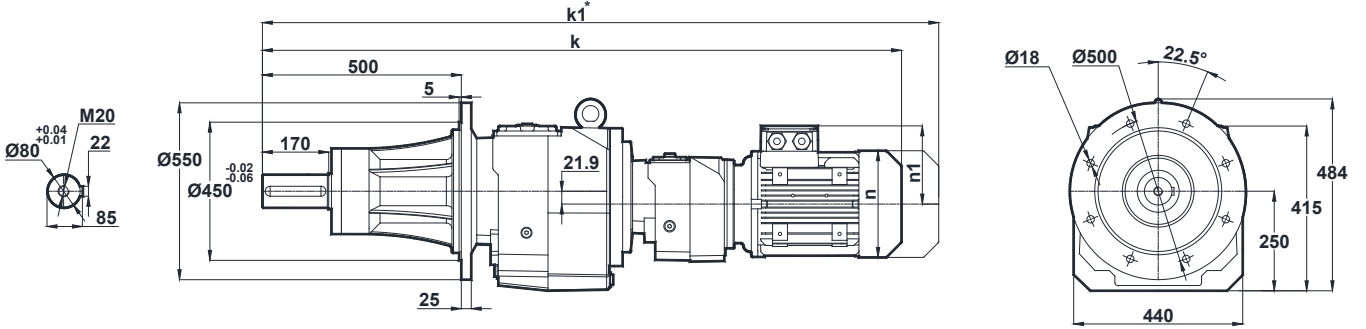


Ölçü Sayfaları Dimension Pages Abmessungsseiten



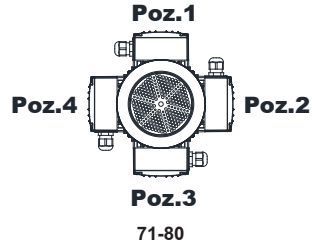
-Mil ucu çektirme deliği DIN 332 sayfa 2 / Tapped center hole to DIN 332, sheet 2 / Zentrierung mit Gewinde DIN 332, Blatt 2

NRB675
NRB676




Motor Büyüklüğü / Motor Size / Motorbaugroße		
	71	80
k	1318.5	1352.5
k1	1409.5	1445.5
n	137	155
n1	112	121

Klemens Kutusu / Terminal Box / Klemmenkasten



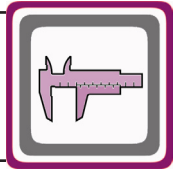
* "k1" Ölçüsü frenli redüktörlere aittir. Dimension "k1" is for motors with brake. Maße "k1" ist für Bremsenmotoren.



Ölçü Sayfaları

Dimension Pages

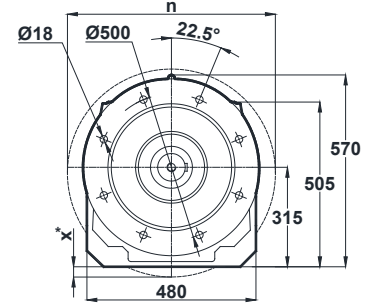
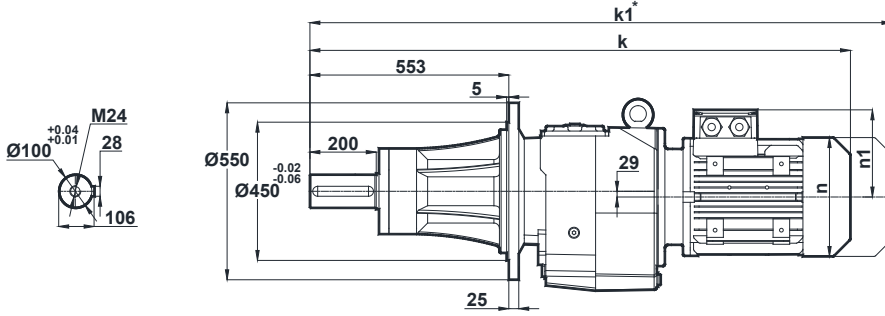
Abmessungsseiten



-Mil ucu çektirme deliği DIN 332 sayfa 2 / Tapped center hole to DIN 332, sheet 2 / Zentrierung mit Gewinde DIN 332, Blatt 2

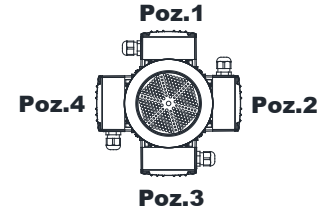
NRB772

NRB773



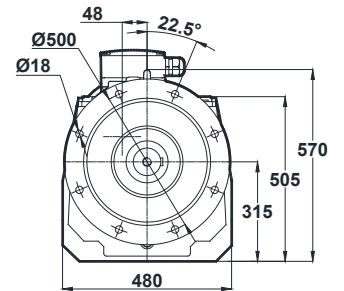
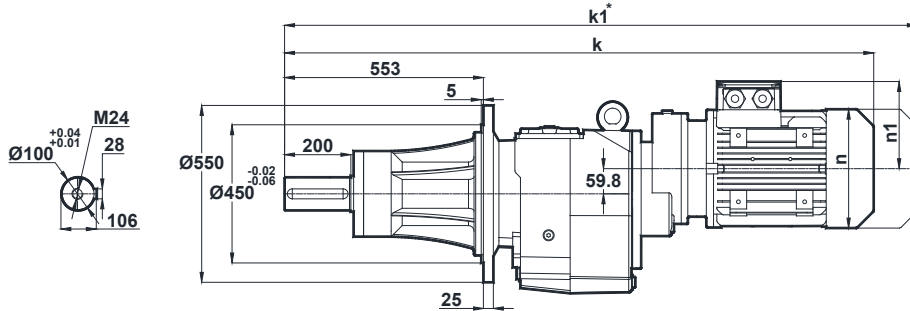
Motor Büyüklüğü / Motor Size / Motorbaugroße										
	132S	132M	160M	160L	180M	180L	200L	225S	225M	250M
k	1383.5	1383.5	1479.5	1479.5	1551.5	1551.5	1597.5	1624.5	1649.5	1741.5
k1	1513.5	1513.5	1627.5	1627.5	1710	1710	1784	1789.5	1814.5	1912
n	257	257	315	315	347	347	390	434	434	480
n1	179	179	219	219	234	234	275	285	285	322
x	-	-	-	-	-	-	-	-	-	-

Klemens Kutusu / Terminal Box / Klemmenkasten



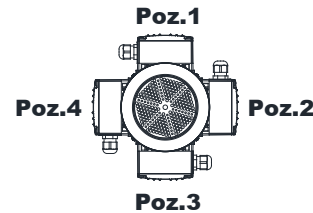
132-160-180-200-225-250

NRB774



Motor Büyüklüğü / Motor Size / Motorbaugroße				
	80	90S	90L	100L
k	1309.5	1348.5	1348.5	1393.5
k1	1402.5	1452	1452	1502
n	155	176	176	193
n1	121	132	132	147


Klemens Kutusu / Terminal Box / Klemmenkasten



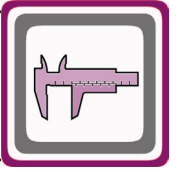
80-90-100

* " k1 " Ölçüsü frenli redüktörlere aittir. Dimension " k1 " is for motors with brake. Maße " k1 " ist für Bremsenmotoren.

x: Motor, ayak bağlantı yüzeyinin altında ise / x: If Motor is lower than foot mounting plane / x: Wenn der Motor unter der Fußmontageebene ist

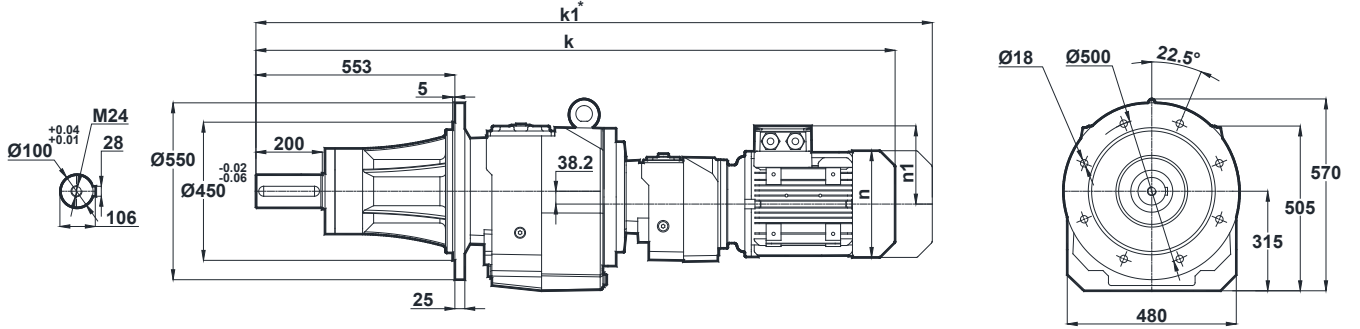


Ölçü Sayfaları Dimension Pages Abmessungsseiten



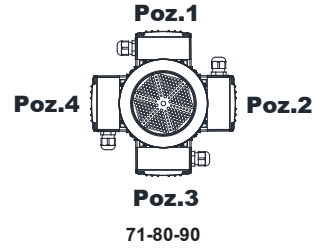
-Mil ucu çekirme deliği DIN 332 sayfa 2 / Tapped center hole to DIN 332, sheet 2 / Zentrierung mit Gewinde DIN 332, Blatt 2

NRB775
NRB776




Motor Büyüklüğü / Motor Size / Motorbaugroße				
	71	80	90S	90L
k	1424.5	1458.5	1497.5	1497.5
k1	1515.5	1551.5	1601	1601
n	137	155	176	176
n1	112	121	132	132

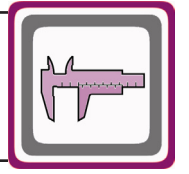
Klemens Kutusu / Terminal Box / Klemmenkasten



* " k1 " Ölçüsü frenli redüktörlere aittir. Dimension " k1 " is for motors with brake. Maße " k1 " ist für Bremsenmotoren.

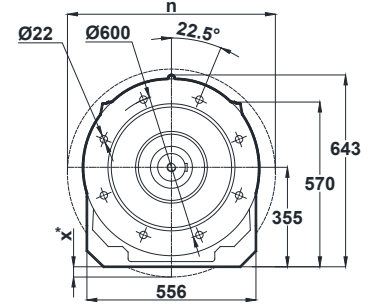
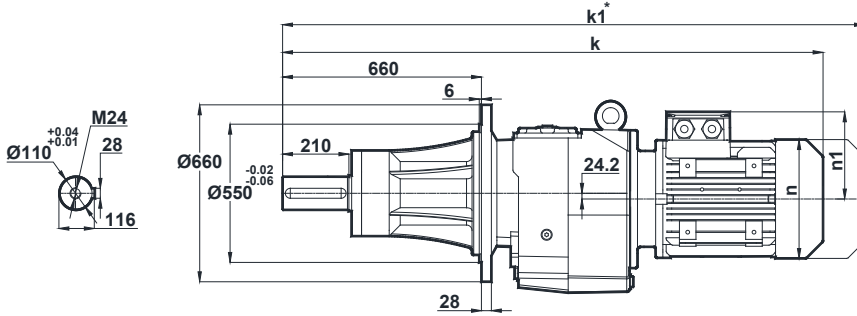


Ölçü Sayfaları Dimension Pages Abmessungsseiten



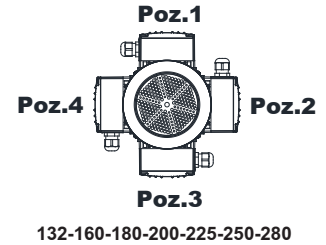
-Mil ucu çektirme deliği DIN 332 sayfa 2 / Tapped center hole to DIN 332, sheet 2 / Zentrierung mit Gewinde DIN 332, Blatt 2

NRB872 NRB873

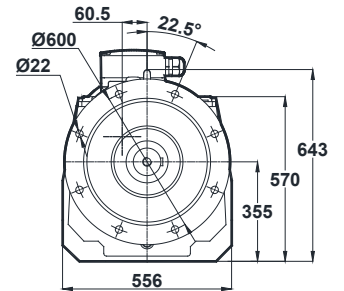
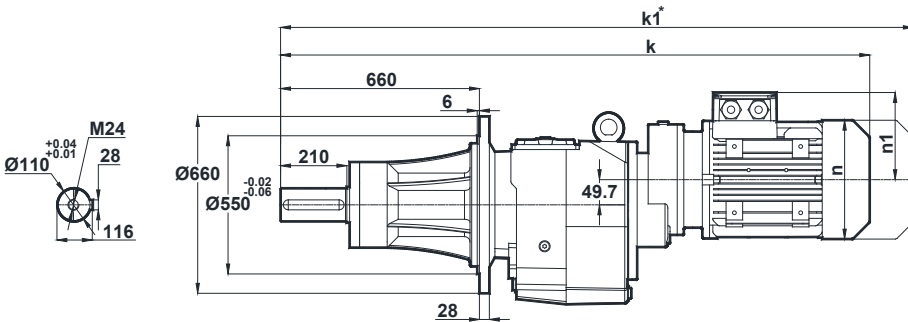


Motor Büyüklüğü / Motor Size / Motorbaugroße											
	132M	160M	160L	180M	180L	200L	225S	225M	250M	280S	280M
k	1559.5	1655.5	1655.5	1727.5	1727.5	1773.5	1803	1828	1918.5	1980.5	1980.5
k1	1689.5	1803.5	1803.5	1886	1886	1960	1968	1993	2089	2153.5	2159.5
n	257	315	315	347	347	390	434	434	480	544	544
n1	179	219	219	234	234	275	285	285	322	350	350
x	-	-	-	-	-	-	-	-	-	-	-

Klemens Kutusu / Terminal Box / Klemmenkasten

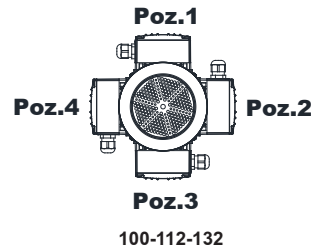


NRB874




Klemens Kutusu / Terminal Box / Klemmenkasten

Motor Büyüklüğü / Motor Size / Motorbaugroße				
	100L	112M	132S	132M
k	1591	1615	1701.5	1701.5
k1	1699.5	1719.5	1831.5	1831.5
n	193	215	257	257
n1	147	158	179	179

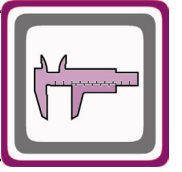


* " k1 " Ölçüsü frenli redüktörlere aittir. Dimension " k1 " is for motors with brake. Maße " k1 " ist für Bremsenmotoren.

x: Motor, ayak bağlantı yüzeyinin altında ise / x: If Motor is lower than foot mounting plane / x: Wenn der Motor unter der Fußmontageebene ist

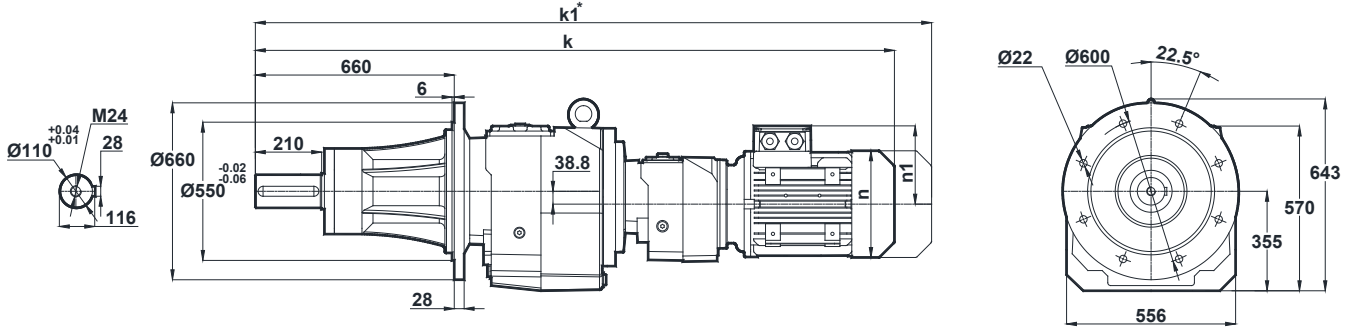


Ölçü Sayfaları Dimension Pages Abmessungsseiten



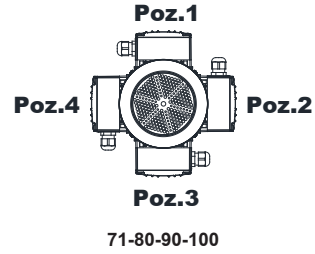
-Mil ucu çektirme deliği DIN 332 sayfa 2 / Tapped center hole to DIN 332, sheet 2 / Zentrierung mit Gewinde DIN 332, Blatt 2

NRB875 NRB876




Klemens Kutusu / Terminal Box / Klemmenkasten

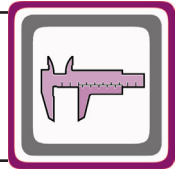
Motor Büyüklüğü / Motor Size / Motorbaugroße	71	80	90S	90L	100L
k	1608.5	1642.5	1681.5	1681.5	1729.5
k1	1699.5	1735.5	1785	1785	1838
n	137	155	176	176	193
n1	112	121	132	132	147



* "k1" Ölçüsü frenli redüktörlere aittir. Dimension "k1" is for motors with brake. Maße "k1" ist für Bremsenmotoren.

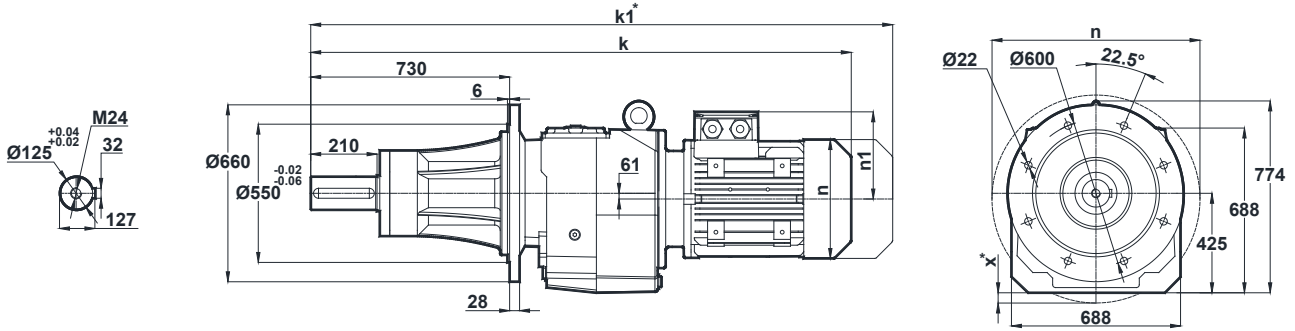


Ölçü Sayfaları Dimension Pages Abmessungsseiten



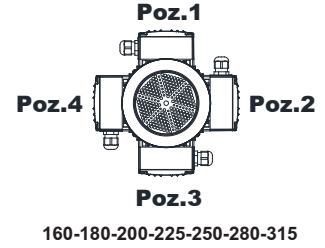
-Mil ucu çektirme deliği DIN 332 sayfa 2 / Tapped center hole to DIN 332, sheet 2 / Zentrierung mit Gewinde DIN 332, Blatt 2

NRB972 NRB973

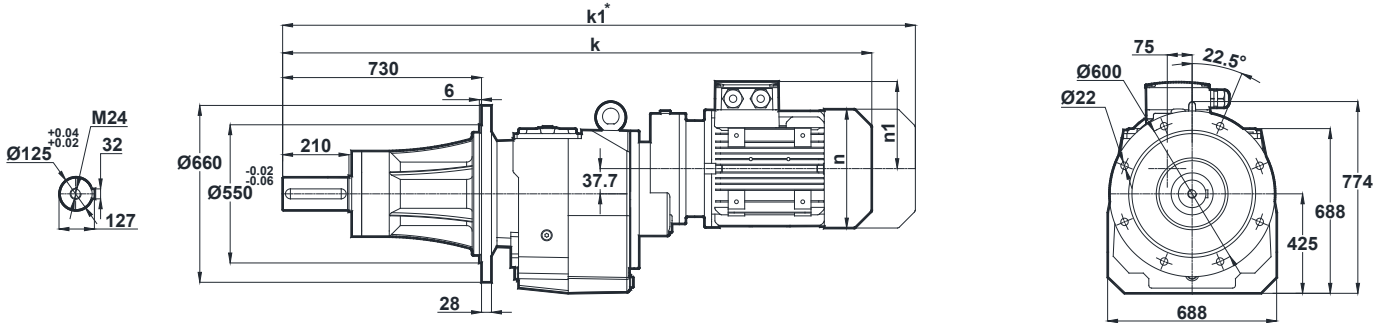


Motor Büyüklüğü / Motor Size / Motorbaugroße												
	160M	160L	180M	180L	200L	225S	225M	250M	280S	280M	315S	315M
k	1791	1791	1863	1863	1909	1922.5	1950.5	2041	2103	2103	2257	2257
k1	1965	1965	2020.5	2020.5	2091.5	2088	2111	2219.5	2283	2289	-	-
n	315	315	347	347	390	434	434	480	544	544	614	614
n1	219	219	234	234	275	285	285	322	350	350	510	510
x	-	-	-	-	-	-	-	-	-	-	-	-

Klemens Kutusu / Terminal Box / Klemmenkasten

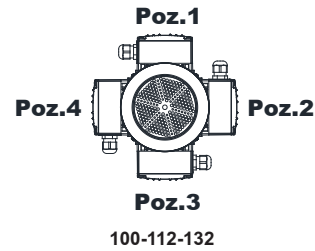


NRB974




Motor Büyüklüğü / Motor Size / Motorbaugroße				
	100L	112M	132S	132M
k	1760.5	1784.5	1871	1871
k1	1869	1889	2001	2001
n	193	215	257	257
n1	147	158	179	179

Klemens Kutusu / Terminal Box / Klemmenkasten

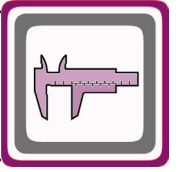


* " k1 " Ölçüsü frenli redüktörlere aittir. Dimension " k1 " is for motors with brake. Maße " k1 " ist für Bremsenmotoren.

x: Motor, ayak bağlantı yüzeyinin altında ise / x: If Motor is lower than foot mounting plane / x: Wenn der Motor unter der Fußmontageebene ist

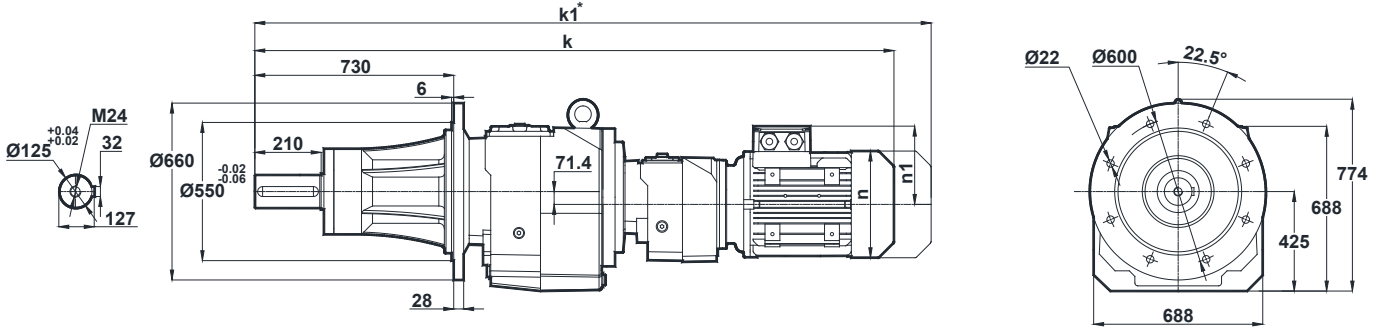


Ölçü Sayfaları Dimension Pages Abmessungsseiten



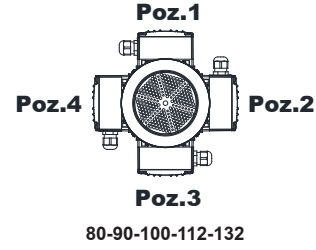
-Mil ucu çektirme deliği DIN 332 sayfa 2 / Tapped center hole to DIN 332, sheet 2 / Zentrierung mit Gewinde DIN 332, Blatt 2

NRB975
NRB976




Motor Büyüklüğü / Motor Size / Motorbaugroße						
	80	90S	90L	100L	112M	132S
k	1839	1878	1878	1923	1947	2032
k1	1932	1981.5	1981.5	2031.5	2051.5	2162
n	155	176	176	193	215	257
n1	121	132	132	147	158	179

Klemens Kutusu / Terminal Box / Klemmenkasten



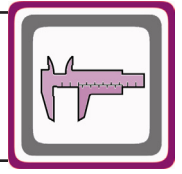
* " k1 " Ölçüsü frenli redüktörlere aittir. Dimension " k1 " is for motors with brake. Maße " k1 " ist für Bremsenmotoren.



Ölçü Sayfaları

Dimension Pages

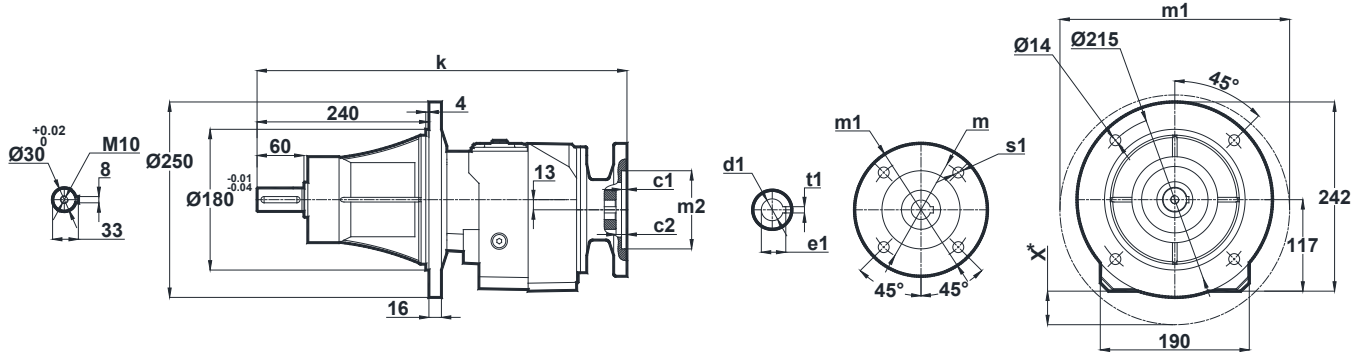
Abmessungsseiten



-Mil ucu çekirme deliği DIN 332 sayfa 2 / Tapped center hole to DIN 332, sheet 2 / Zentrierung mit Gewinde DIN 332, Blatt 2

NNB202-A..

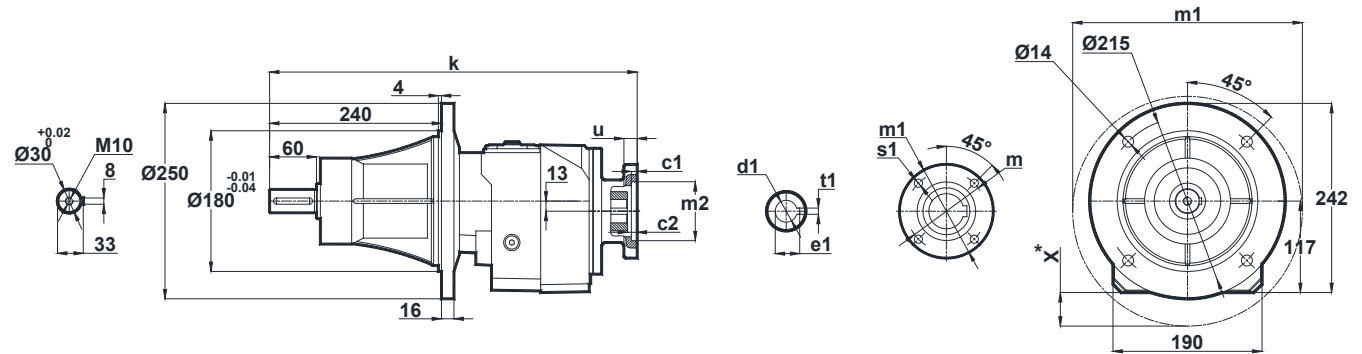
NNB203-A..



IEC	c1	c2	s1	m	m1	m2	u	k	d1	t1	e1	x
63/B5	4	5	9	115	140	95	12	487.5	11	4	12.8	-
71/B5	4	8.5	11	130	160	110	12	458.5	14	5	16.3	-
80/B5	4	5	12	165	200	130	12	487.5	19	6	21.8	-
90/B5	4	5	12	165	200	130	12	487.5	24	8	27.3	-
100/B5	4.5	5.5	15	215	250	180	12	480.5	28	8	31.3	23
112/B5	4.5	5.5	15	215	250	180	12	480.5	28	8	31.3	23


NNB202-B..

NNB203-B..



IEC	c1	c2	s1	m	m1	m2	u	k	d1	t1	e1	x
71/B14	3	8.5	7	85	105	70	10	458.5	14	5	16.3	-
80/B14	4	5	7	100	120	80	12	487.5	19	6	21.8	-
90/B14	4	5	9	115	140	95	12	487.5	24	8	27.3	-
100/B14	4	5.5	9	130	160	110	12	480.5	28	8	31.3	-
112/B14	4	5.5	9	130	160	110	12	480.5	28	8	31.3	-

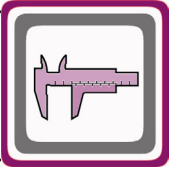
x: Motor, ayak bağlantı yüzeyinin altında ise / x: If Motor is lower than foot mounting plane / x: Wenn der Motor unter der Fußmontageebene ist



Ölçü Sayfaları

Dimension Pages

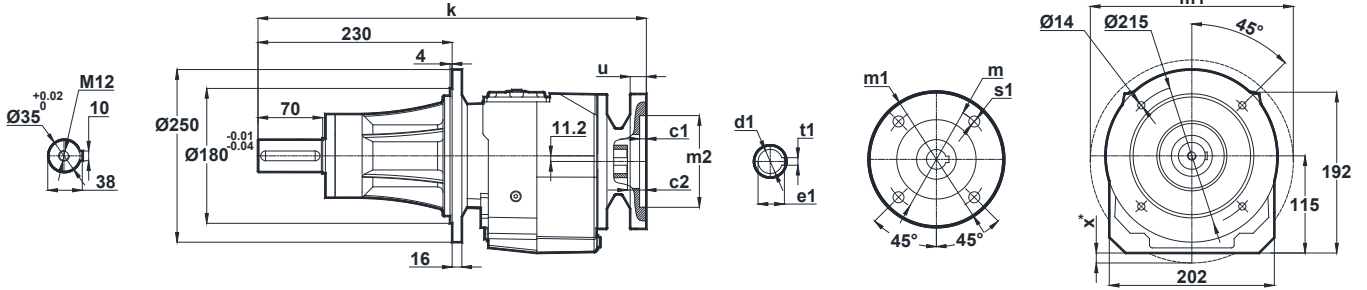
Abmessungsseiten



-Mil ucu çektirme deliği DIN 332 sayfa 2 / Tapped center hole to DIN 332, sheet 2 / Zentrierung mit Gewinde DIN 332, Blatt 2

NNB272-A..

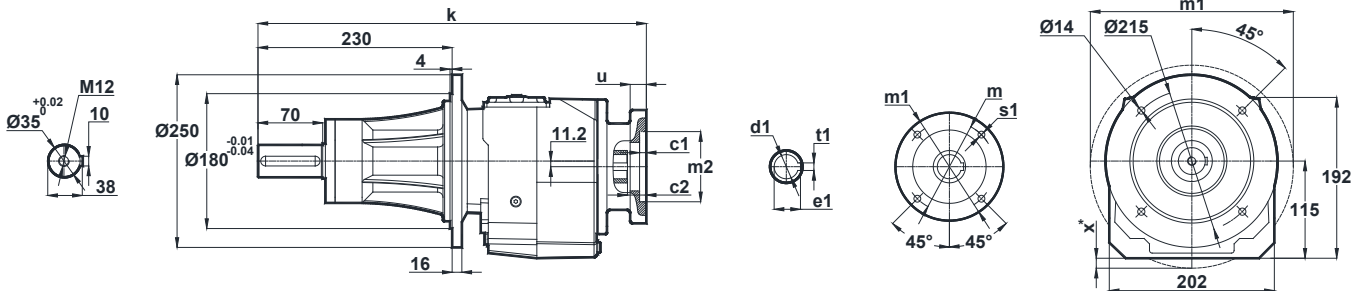
NNB273-A..



IEC	c1	c2	s1	m	m1	m2	u	k	d1	t1	e1	x
63/B5	4	5	9	115	140	95	12	485.5	11	4	12.8	-
71/B5	4	8.5	11	130	160	110	12	456.5	14	5	16.3	-
80/B5	4	5	12	165	200	130	12	488.5	19	6	21.8	-
90/B5	4	5	12	165	200	130	12	485.5	24	8	27.3	-
100/B5	4.5	5.5	15	215	250	180	12	478.5	28	8	31.3	22
112/B5	4.5	5.5	15	215	250	180	12	478.5	28	8	31.3	22
132/B5	4.5	7	15	265	300	230	15	515.5	38	10	41.3	47


NNB272-B..

NNB273-B..



IEC	c1	c2	s1	m	m1	m2	u	k	d1	t1	e1	x
71/B14	3	8.5	7	85	105	70	10	456.5	14	5	16.3	-
80/B14	4	5	7	100	120	80	12	488.5	19	6	21.8	-
90/B14	4	5	9	115	140	95	12	485.5	24	8	27.3	-
100/B14	4	5.5	9	130	160	110	12	478.5	28	8	31.3	-
112/B14	4	5.5	9	130	160	110	12	478.5	28	8	31.3	-
132/B14	4.5	6	11	165	200	130	15	515.5	38	10	41.3	47

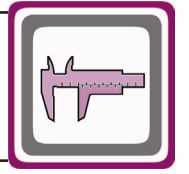
x: Motor, ayak bağlantı yüzeyinin altında ise / x: If Motor is lower than foot mounting plane / x: Wenn der Motor unter der Fußmontageebene ist



Ölçü Sayfaları

Dimension Pages

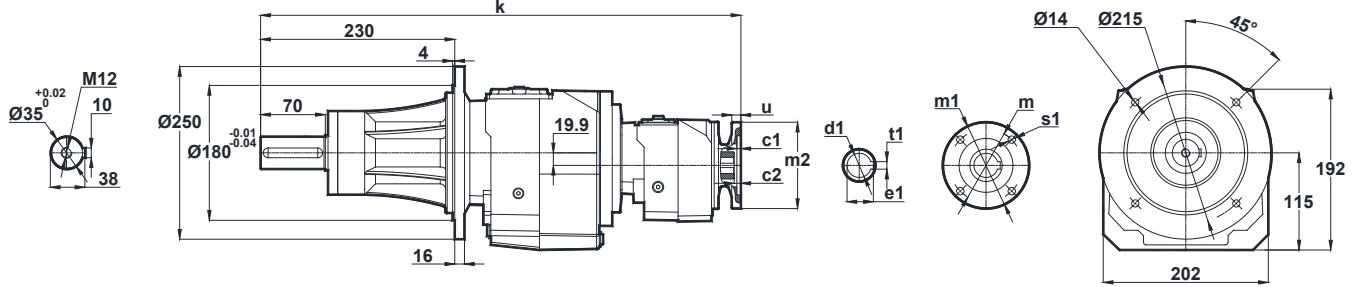
Abmessungsseiten



-Mil ucu çektirme deliği DIN 332 sayfa 2 / Tapped center hole to DIN 332, sheet 2 / Zentrierung mit Gewinde DIN 332, Blatt 2

NNB275-A..

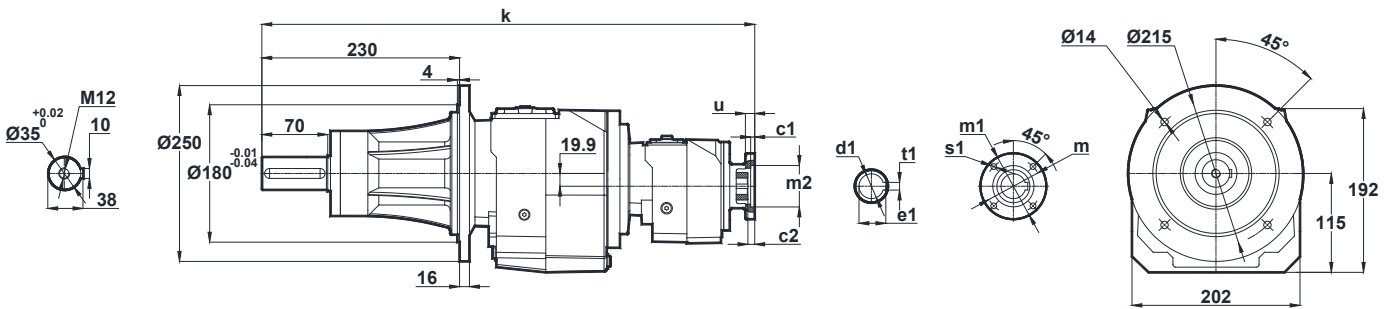
NNB276-A..




IEC	c1	c2	s1	m	m1	m2	u	k	d1	t1	e1
63/B5	3.5	5	10	115	140	95	10	601	11	4	12.8
71/B5	4	4.5	11	130	160	110	12	602.5	14	5	16.3

NNB275-B..

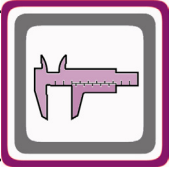
NNB276-B..



IEC	c1	c2	s1	m	m1	m2	u	k	d1	t1	e1
63/B14	2.5	5	5.5	75	90	60	10	601	11	4	12.8
71/B14	3	4.5	7	85	105	70	10	602.5	14	5	16.3

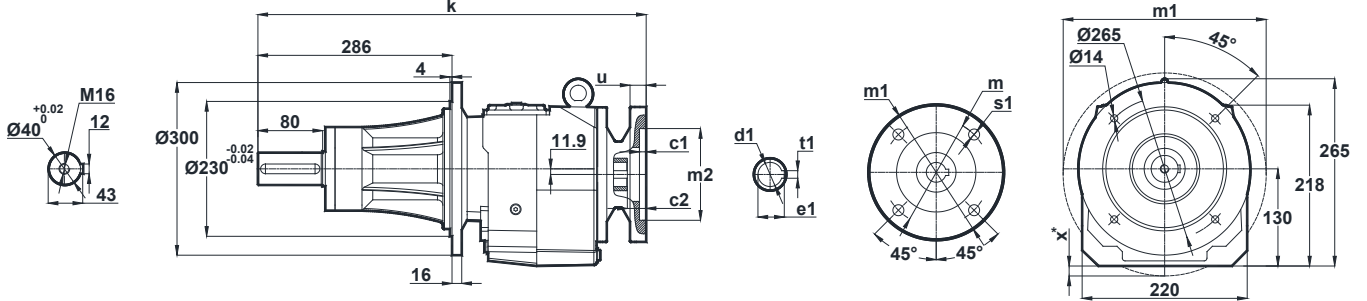


Ölçü Sayfaları Dimension Pages Abmessungsseiten



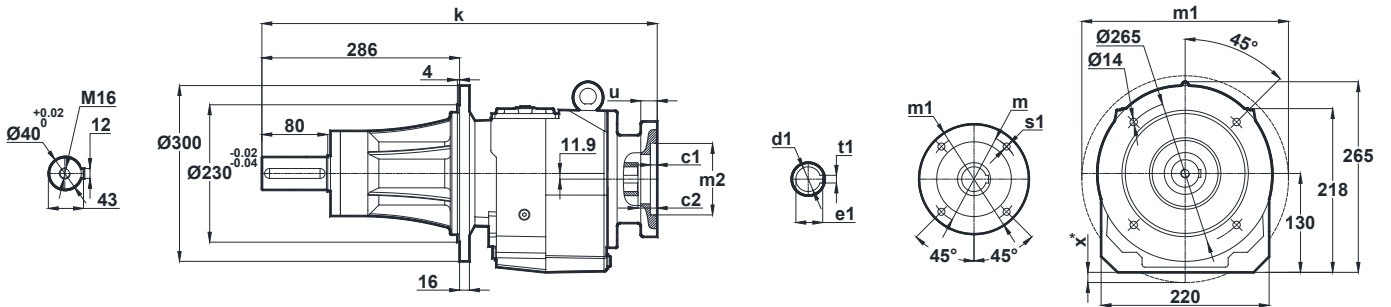
-Mil ucu çektirme deliği DIN 332 sayfa 2 / Tapped center hole to DIN 332, sheet 2 / Zentrierung mit Gewinde DIN 332, Blatt 2

NNB282-A.. NNB283-A..




IEC	c1	c2	s1	m	m1	m2	u	k	d1	t1	e1	x
71/B5	4	9	11	130	160	110	12	561.5	14	5	16.3	-
80/B5	4	9	12	165	200	130	12	561.5	19	6	21.8	-
90/B5	4	9	12	165	200	130	12	561.5	24	8	27.3	-
100/B5	4.5	9	15	215	250	180	15	578.5	28	8	31.3	7
112/B5	4.5	9	15	215	250	180	15	578.5	28	8	31.3	7
132/B5	4.5	7	15	265	300	230	15	598.5	38	10	41.3	32

NNB282-B.. NNB283-B..



IEC	c1	c2	s1	m	m1	m2	u	k	d1	t1	e1	x
80/B14	4	9	7	100	120	80	12	561.5	19	6	21.8	-
90/B14	4	9	9	115	140	95	12	561.5	24	8	26.3	-
100/B14	4	9	9	130	160	110	15	578.5	28	8	31.3	-
112/B14	4	9	9	130	160	110	15	578.5	28	8	31.3	-
132/B14	4.5	7	11	165	200	130	15	598.5	38	10	41.3	-

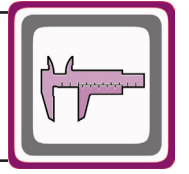
x: Motor, ayak bağlantı yüzeyinin altında ise / x: If Motor is lower than foot mounting plane / x: Wenn der Motor unter der Fußmontageebene ist



Ölçü Sayfaları

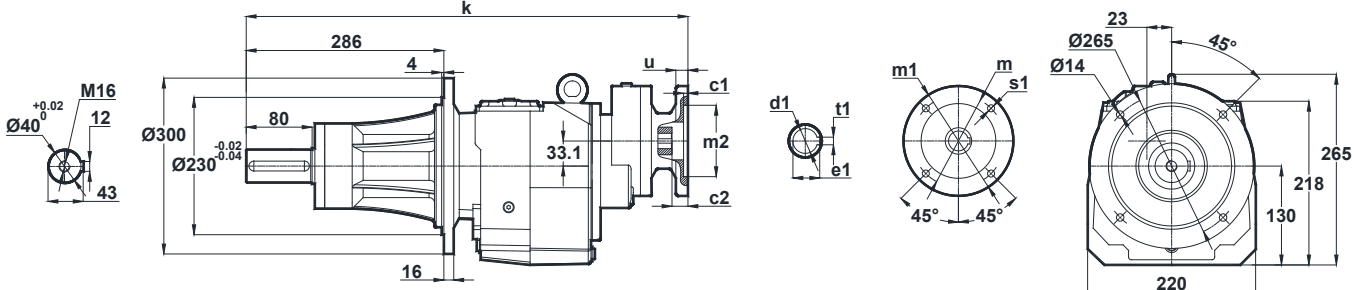
Dimension Pages

Abmessungsseiten



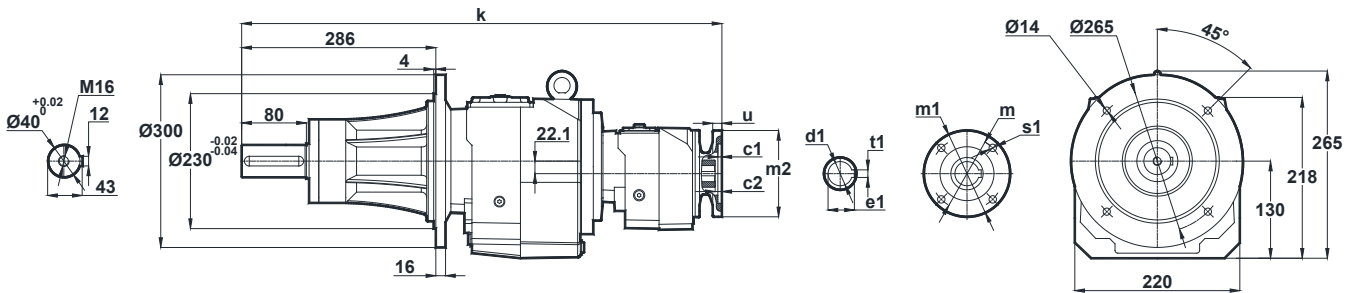
-Mil ucu çektirme deliği DIN 332 sayfa 2 / Tapped center hole to DIN 332, sheet 2 / Zentrierung mit Gewinde DIN 332, Blatt 2

NNB284-A.. NNB284-B..




IEC	c1	c2	s1	m	m1	m2	u	k	d1	t1	e1
63/B5	3.5	5	10	115	140	95	10	638.5	11	4	12.8
71/B5	4	4.5	11	130	160	110	12	609.5	14	5	16.3
71/B14	3	4.5	7	85	105	70	10	609.5	14	5	16.3

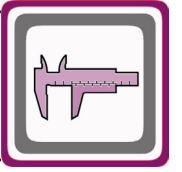
NNB285-A.. / B.. NNB286-A.. / B..



IEC	c1	c2	s1	m	m1	m2	u	k	d1	t1	e1
63/B5	3.5	5	10	115	140	95	12	706.5	11	4	12.8
63/B14	2.5	5	5.5	75	90	60	10	706.5	11	4	12.8

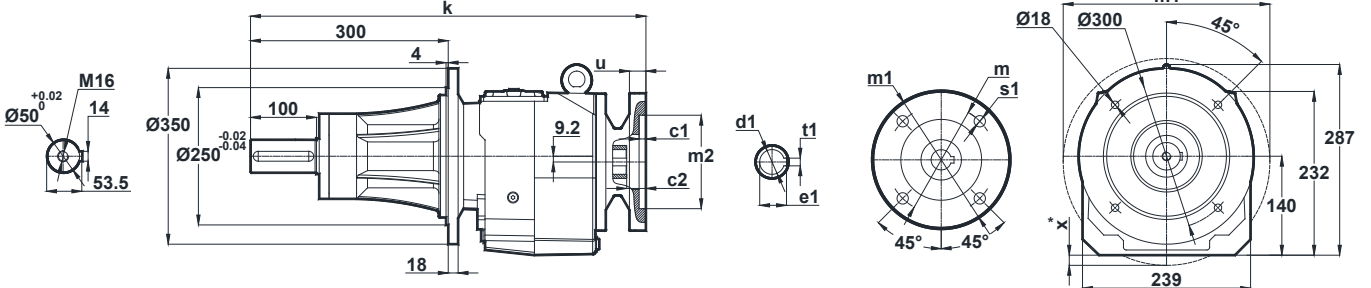


Ölçü Sayfaları Dimension Pages Abmessungsseiten



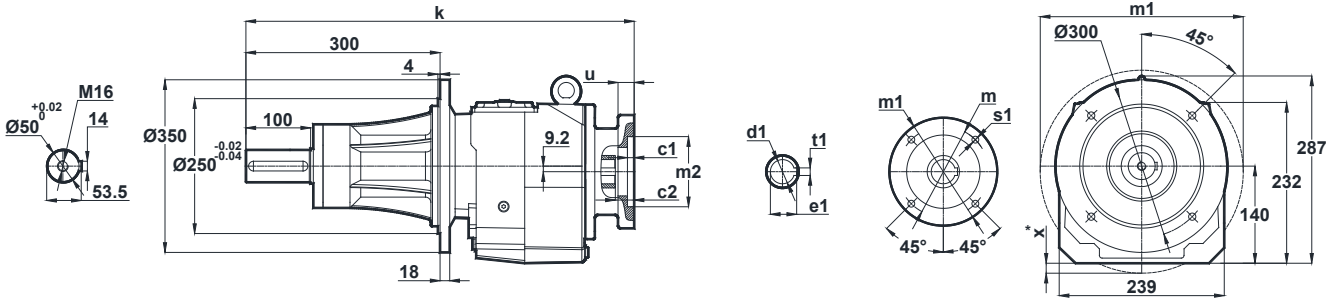
-Mil ucu çektirme deliği DIN 332 sayfa 2 / Tapped center hole to DIN 332, sheet 2 / Zentrierung mit Gewinde DIN 332, Blatt 2

NNB372-A.. NNB373-A..




IEC	c1	c2	s1	m	m1	m2	u	k	d1	t1	e1	x
71/B5	4	9	11	130	160	110	12	584	14	5	16.3	-
80/B5	4	9	12	165	200	130	12	584	19	6	21.8	-
90/B5	4	9	12	165	200	130	12	584	24	8	27.3	-
100/B5	4.5	9	15	215	250	180	15	601	28	8	31.3	-
112/B5	4.5	9	15	215	250	180	15	601	28	8	31.3	-
132/B5	4.5	7	15	265	300	230	15	621	38	10	41.3	20

NNB372-B.. NNB373-B..



IEC	c1	c2	s1	m	m1	m2	u	k	d1	t1	e1	x
80/B14	4	9	7	100	120	80	12	584	19	6	21.8	-
90/B14	4	9	9	115	140	95	12	584	24	8	26.3	-
100/B14	4	9	9	130	160	110	15	601	28	8	31.3	-
112/B14	4	9	9	130	160	110	15	601	28	8	31.3	-
132/B14	4.5	9	11	165	200	130	15	621	38	10	41.3	-

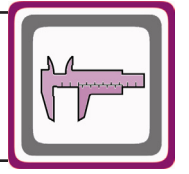
x: Motor, ayak bağlantı yüzeyinin altında ise / x: If Motor is lower than foot mounting plane / x: Wenn der Motor unter der Fußmontageebene ist



Ölçü Sayfaları

Dimension Pages

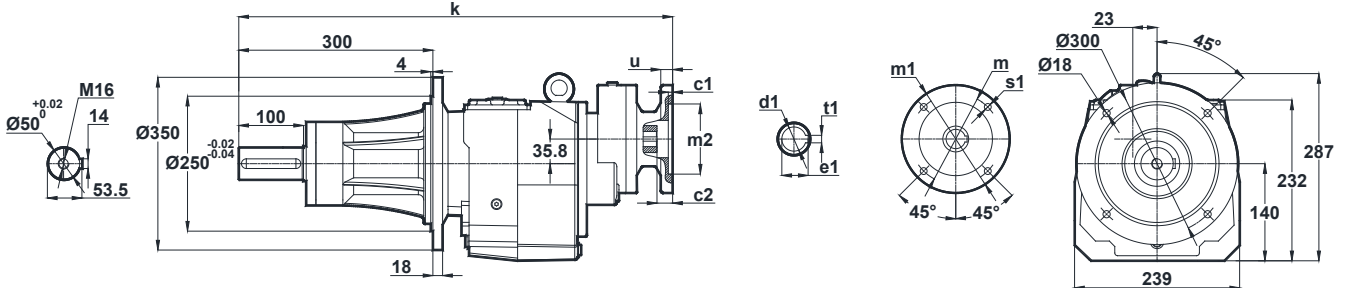
Abmessungsseiten



-Mil ucu çektirme deliği DIN 332 sayfa 2 / Tapped center hole to DIN 332, sheet 2 / Zentrierung mit Gewinde DIN 332, Blatt 2

NNB374-A..

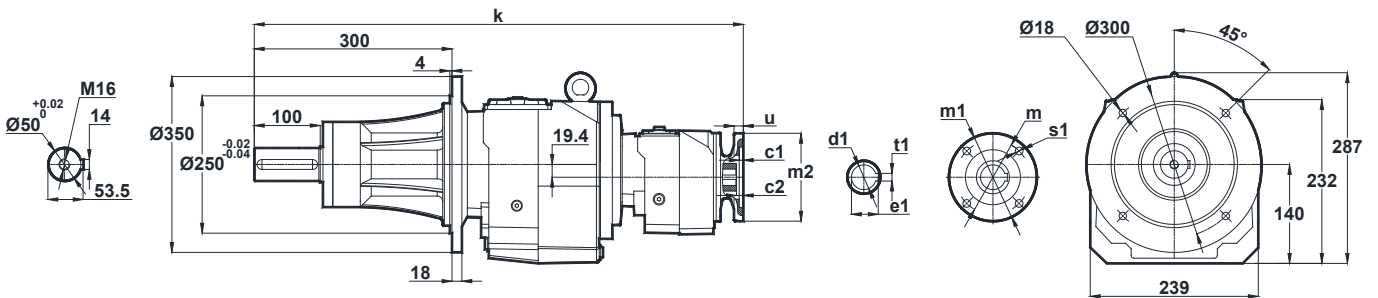
NNB374-B..




IEC	c1	c2	s1	m	m1	m2	u	k	d1	t1	e1
63/B5	4	5	9	115	140	95	12	661	11	4	12.8
71/B5	4	8.5	11	130	160	110	12	632	14	5	16.3
80/B5	4	5	12	165	200	130	12	661	19	6	21.8
71/B14	3	8.5	7	85	105	70	10	632	14	5	16.3
80/B14	4	5	7	100	120	80	12	661	19	6	21.8

NNB375-A.. / B..

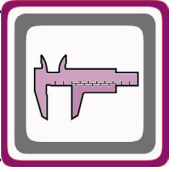
NNB376-A.. / B..



IEC	c1	c2	s1	m	m1	m2	u	k	d1	t1	e1
63/B5	3.5	5	10	115	140	95	10	729	11	4	12.8
63/B14	2.5	5	5.5	75	90	60	10	729	11	4	12.8

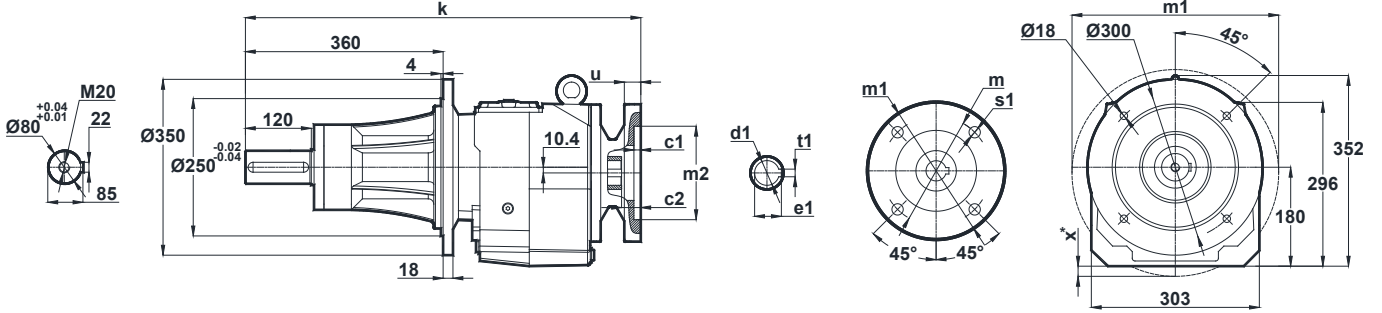


Ölçü Sayfaları Dimension Pages Abmessungsseiten



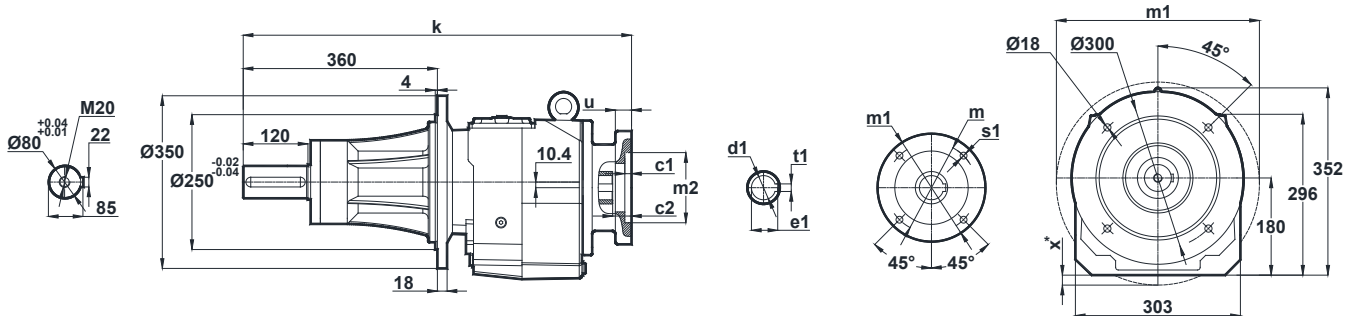
-Mil ucu çektirme deliği DIN 332 sayfa 2 / Tapped center hole to DIN 332, sheet 2 / Zentrierung mit Gewinde DIN 332, Blatt 2

NNB472-A.. NNB473-A..




IEC	c1	c2	s1	m	m1	m2	u	k	d1	t1	e1	x
80/B5	4	5	12	165	200	130	12	686.5	19	6	21.8	-
90/B5	4	5	12	165	200	130	12	686.5	24	8	27.3	-
100/B5	4.5	9	15	215	250	180	15	705	28	8	31.3	-
112/B5	4.5	9	15	215	250	180	15	705	28	8	31.3	-
132/B5	4.5	6	15	265	300	230	15	723.5	38	10	41.3	-
160/B5	5.5	10	19	300	350	250	20	803	42	12	45.3	6
180/B5	5.5	10	19	300	350	250	20	803	48	14	51.8	6

NNB472-B.. NNB473-B..



IEC	c1	c2	s1	m	m1	m2	u	k	d1	t1	e1	x
90/B14	4	5	9	115	140	95	12	686.5	24	8	27.3	-
100/B14	4	9	9	130	160	110	15	705	28	8	31.3	-
112/B14	4	9	9	130	160	110	15	705	28	8	31.3	-
132/B14	4.5	6	11	165	200	130	15	723.5	38	10	41.3	-

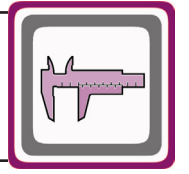
x: Motor, ayak bağlantı yüzeyinin altında ise / x: If Motor is lower than foot mounting plane / x: Wenn der Motor unter der Fußmontageebene ist



Ölçü Sayfaları

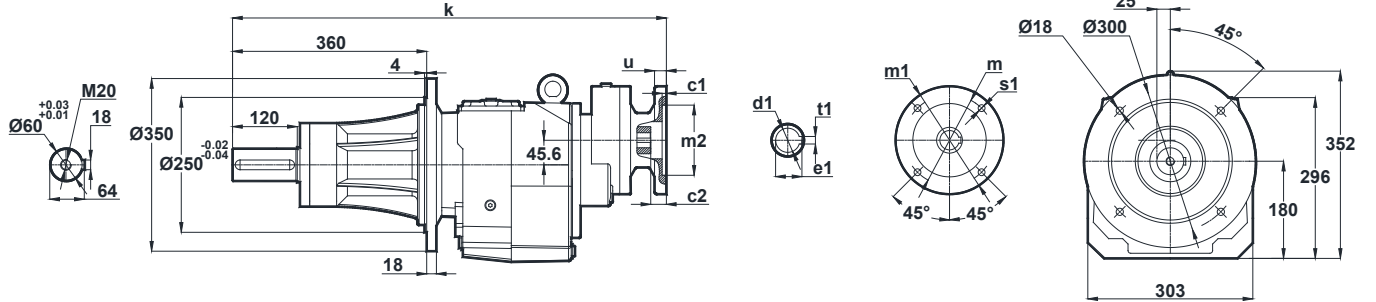
Dimension Pages

Abmessungsseiten



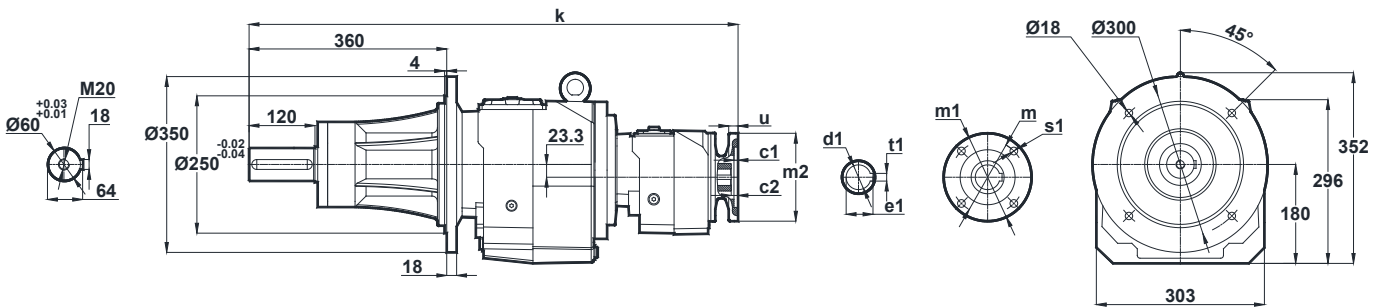
-Mil ucu çektirme deliği DIN 332 sayfa 2 / Tapped center hole to DIN 332, sheet 2 / Zentrierung mit Gewinde DIN 332, Blatt 2

NNB474-A.. NNB474-B..




IEC	c1	c2	s1	m	m1	m2	u	k	d1	t1	e1
71/B5	4	9	11	130	160	110	12	784.5	14	5	16.3
80/B5	4	9	12	165	200	130	12	784.5	19	6	21.8
80/B14	4	9	7	100	120	80	12	784.5	19	6	21.8

NNB475-A.. / B.. NNB476-A.. / B..



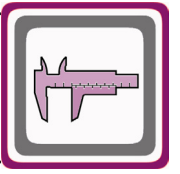
IEC	c1	c2	s1	m	m1	m2	u	k	d1	t1	e1
63/B5	4	5	9	115	140	95	12	912.5	11	4	12.8
71/B5	4	8.5	11	130	160	110	12	883.5	14	5	16.3
71/B14	3	8.5	7	85	105	70	10	883.5	14	5	16.3



Ölçü Sayfaları

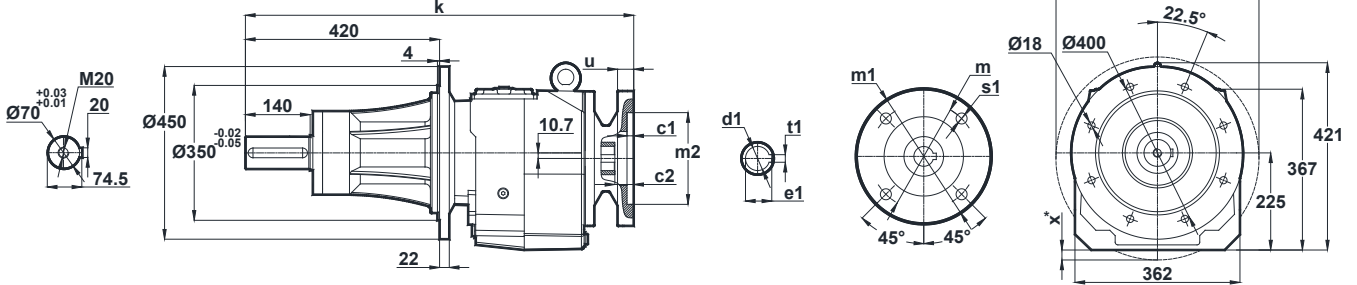
Dimension Pages

Abmessungsseiten



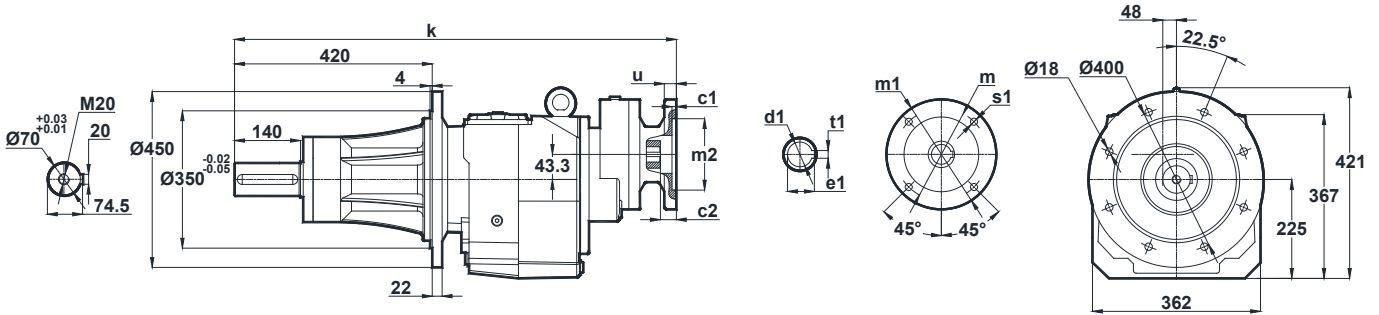
-Mil ucu çektirme deliği DIN 332 sayfa 2 / Tapped center hole to DIN 332, sheet 2 / Zentrierung mit Gewinde DIN 332, Blatt 2

NNB572-A.. / B.. NNB573-A.. / B..




IEC	c1	c2	s1	m	m1	m2	u	k	d1	t1	e1	x
100/B5	4.5	9	15	215	250	180	15	811.5	28	8	31.3	-
112/B5	4.5	9	15	215	250	180	15	811.5	28	8	31.3	-
132/B5	4.5	9	15	265	300	230	15	832.5	38	10	41.3	-
160/B5	5.5	10	19	300	350	250	18	908	42	12	45.3	-
180/B5	5.5	10	19	300	350	250	18	908	48	14	51.8	-
200/B5	5.5	10	19	350	400	300	22	928	55	16	59.3	-
132/B14	4.5	9	11	165	200	130	15	832.5	38	10	41.3	-

NNB574-A.. NNB574-B..

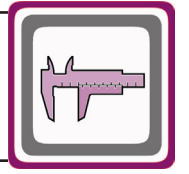


IEC	c1	c2	s1	m	m1	m2	u	k	d1	t1	e1
71/B5	4	9	11	130	160	110	12	891.5	14	5	16.3
80/B5	4	9	12	165	200	130	12	891.5	14	6	21.8
90/B5	4	9	12	165	200	130	12	891.5	19	8	27.3
80/B14	4	9	7	100	120	80	12	891.5	19	6	21.8
90/B14	4	9	9	115	140	95	12	891.5	24	8	26.3

x: Motor, ayak bağlantı yüzeyinin altında ise / x: If Motor is lower than foot mounting plane / x: Wenn der Motor unter der Fußmontageebene ist

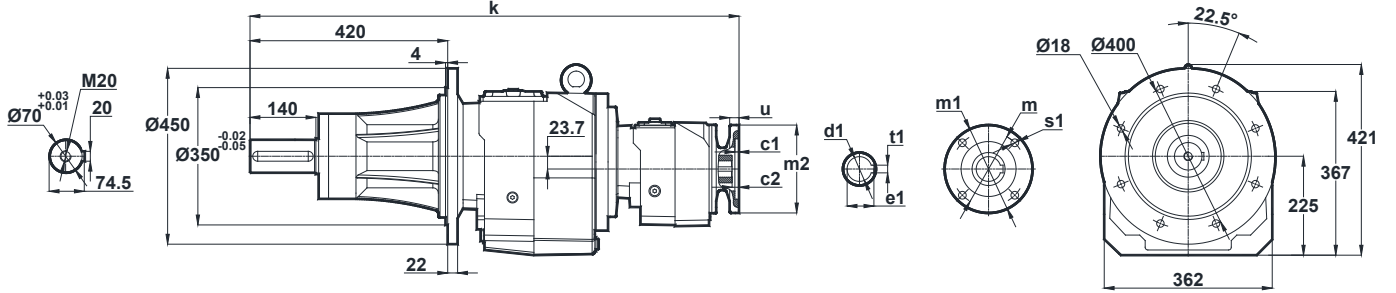


Ölçü Sayfaları Dimension Pages Abmessungsseiten




-Mil ucu çekirme deliği DIN 332 sayfa 2 / Tapped center hole to DIN 332, sheet 2 / Zentrierung mit Gewinde DIN 332, Blatt 2

NNB575-A.. / B..
NNB576-B.. / B..



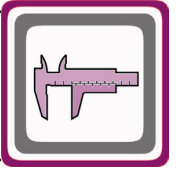
IEC	c1	c2	s1	m	m1	m2	u	k	d1	t1	e1
63/B5	4	5	9	115	140	95	12	1021.5	11	4	12.8
71/B5	4	8.5	11	130	160	110	12	992.5	14	5	16.3
71/B14	3	8.5	7	85	105	70	10	992.5	14	5	16.3



Ölçü Sayfaları

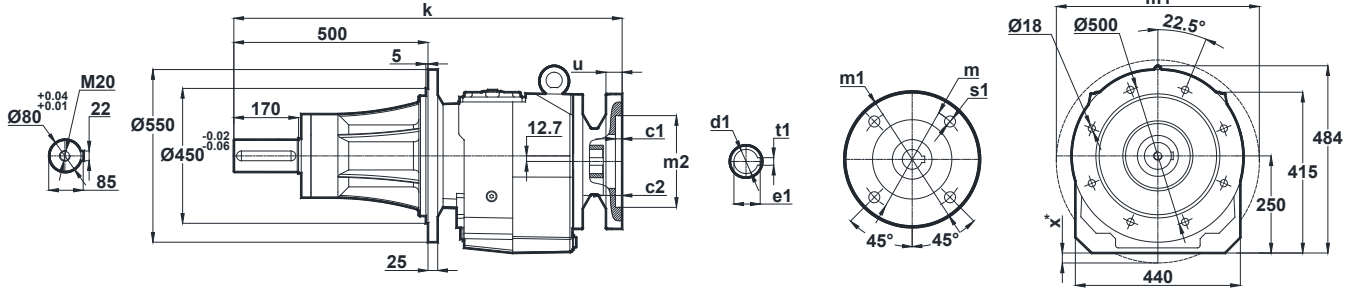
Dimension Pages

Abmessungsseiten



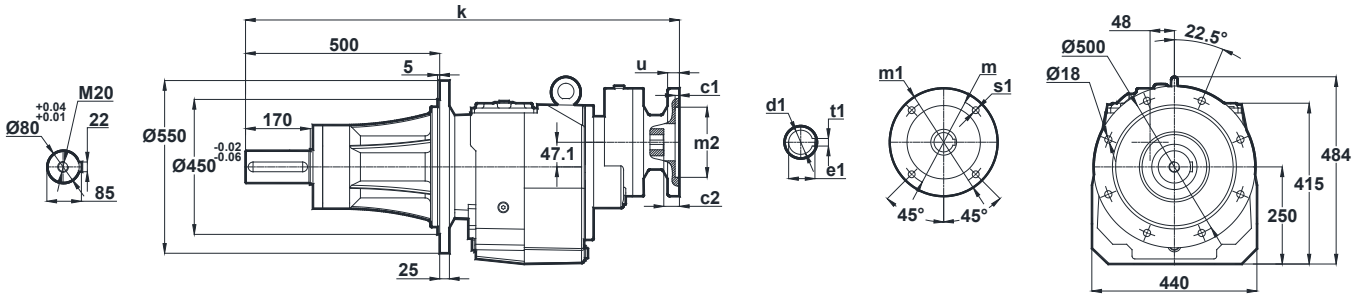
-Mil ucu çektirme deliği DIN 332 sayfa 2 / Tapped center hole to DIN 332, sheet 2 / Zentrierung mit Gewinde DIN 332, Blatt 2

NNB672-A.. / B.. NNB673-A.. / B..




IEC	c1	c2	s1	m	m1	m2	u	k	d1	t1	e1	x
112/B5	4.5	14.5	15	215	250	180	15	932.5	28	8	31.3	-
132/B5	4.5	9	15	265	300	230	15	947.5	38	10	41.3	-
160/B5	5.5	10	19	300	350	250	20	1022.5	42	12	45.3	-
180/B5	5.5	10	19	300	350	250	20	1022.5	48	14	51.8	-
200/B5	5.5	10	19	350	400	300	22	1043	55	16	59.3	-
225/B5	5.5	10	19	400	450	350	24	1096	60	18	64.4	-
132/B14	4.5	9	15	165	200	130	15	947.5	38	10	41.3	-

NNB674-A.. NNB674-B..

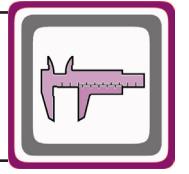


IEC	c1	c2	s1	m	m1	m2	u	k	d1	t1	e1
80/B5	4	5	12	165	200	130	12	1022.5	19	6	21.8
90/B5	4	5	12	165	200	130	12	1022.5	24	8	27.3
90/B14	4	5	9	115	140	95	12	1022.5	24	8	27.3

x: Motor, ayak bağlantı yüzeyinin altında ise / x: If Motor is lower than foot mounting plane / x: Wenn der Motor unter der Fußmontageebene ist

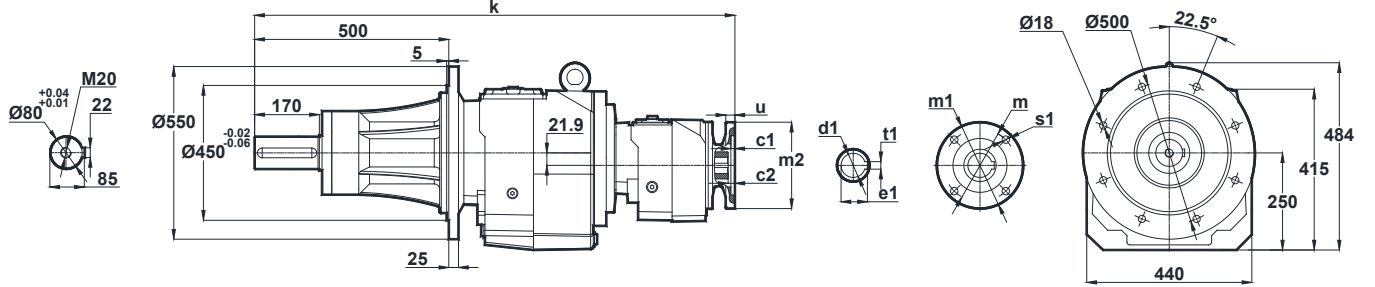


Ölçü Sayfaları Dimension Pages Abmessungsseiten




-Mil ucu çekirme deliği DIN 332 sayfa 2 / Tapped center hole to DIN 332, sheet 2 / Zentrierung mit Gewinde DIN 332, Blatt 2

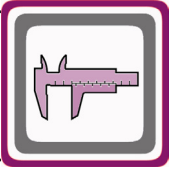
NNB675-A.. / B..
NNB676-B.. / B..



IEC	c1	c2	s1	m	m1	m2	u	k	d1	t1	e1
71/B5	4	9	11	130	160	110	12	1173	14	5	16.3
80/B5	4	9	12	165	200	130	12	1173	19	6	21.8
80/B14	4	9	7	100	120	80	12	1173	19	6	21.8

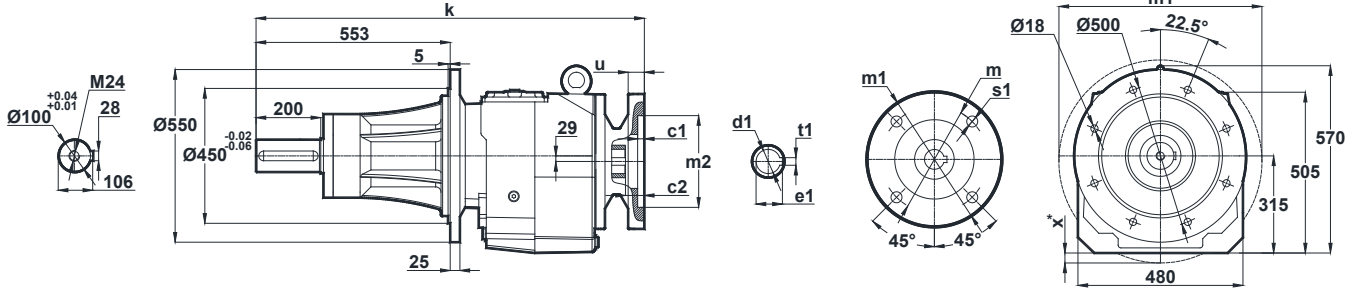


Ölçü Sayfaları Dimension Pages Abmessungsseiten



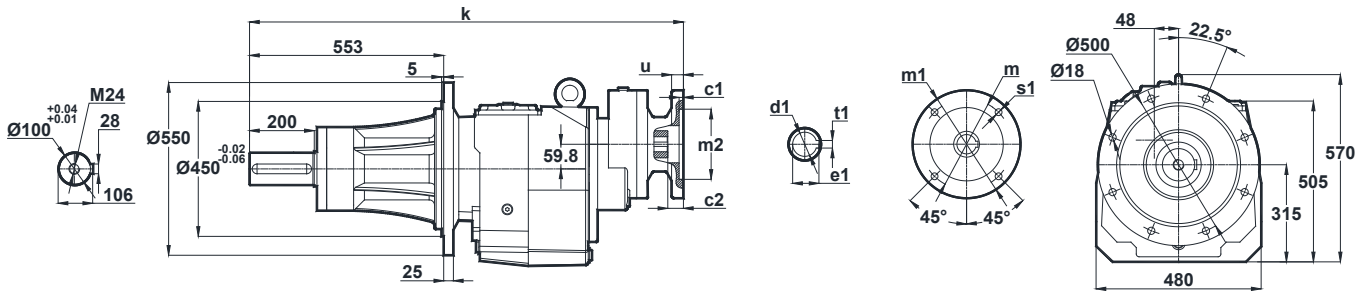
-Mil ucu çektirme deliği DIN 332 sayfa 2 / Tapped center hole to DIN 332, sheet 2 / Zentrierung mit Gewinde DIN 332, Blatt 2

NNB772-A.. NNB773-A..




IEC	c1	c2	s1	m	m1	m2	u	k	d1	t1	e1	x
132/B5	4.5	15	15	265	300	230	15	1050.5	38	10	41.3	-
160/B5	5.5	10	19	300	350	250	20	1120	42	12	45.3	-
180/B5	5.5	10	19	300	350	250	20	1120	43	14	51.8	-
200/B5	5.5	10	19	350	400	300	20	1142	55	16	59.3	-
225/B5	5.5	10	19	400	450	350	24	1195	60	18	64.4	-
250/B5	5.5	10	19	500	550	450	24	1195	65	18	69.4	-

NNB774-A.. NNB774-B..

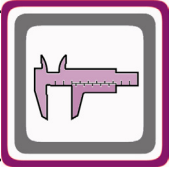


IEC	c1	c2	s1	m	m1	m2	u	k	d1	t1	e1
80/B5	4	5	12	165	200	130	12	1125.5	19	6	21.8
90/B5	4	5	12	165	200	130	12	1125.5	24	8	27.3
100/B5	4.5	9	15	215	250	180	15	1144	28	8	31.3
90/B14	4	5	9	115	140	95	12	1125.5	24	8	27.3
100/B14	4	9	9	130	160	110	15	1144	28	8	31.3

x: Motor, ayak bağlantı yüzeyinin altında ise / x: If Motor is lower than foot mounting plane / x: Wenn der Motor unter der Fußmontageebene ist

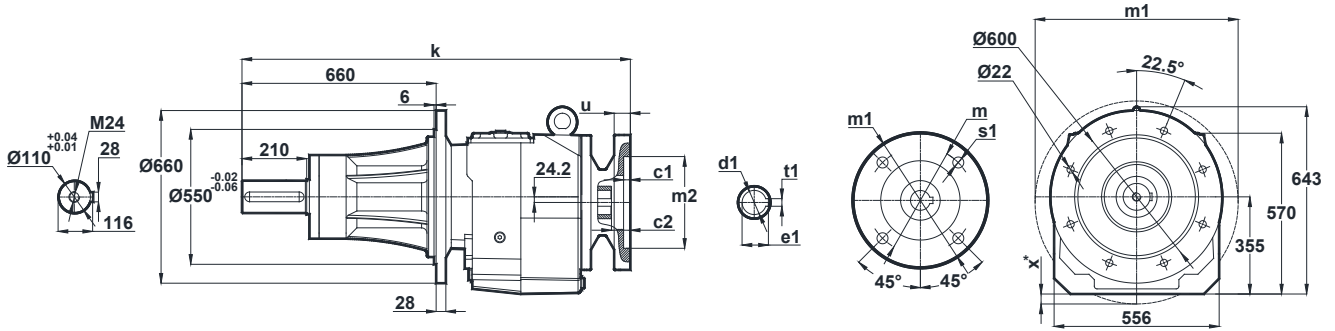


Ölçü Sayfaları Dimension Pages Abmessungsseiten



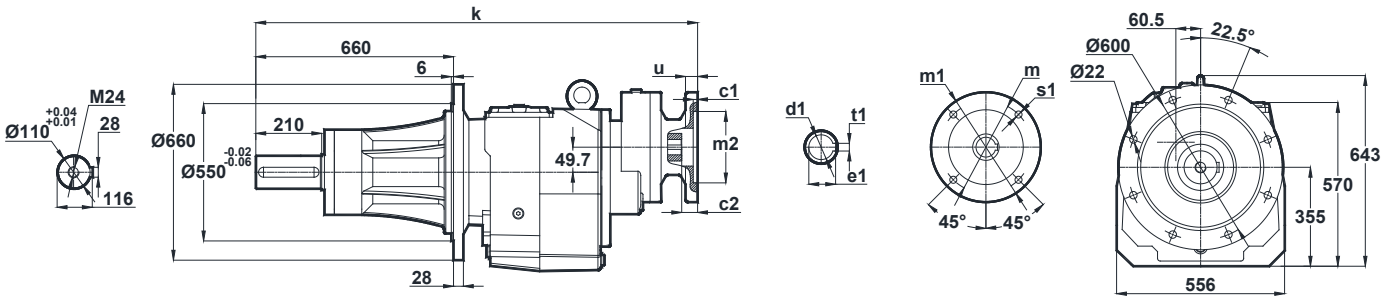
-Mil ucu çektirme deliği DIN 332 sayfa 2 / Tapped center hole to DIN 332, sheet 2 / Zentrierung mit Gewinde DIN 332, Blatt 2

NNB872-A.. NNB873-A..




IEC	c1	c2	s1	m	m1	m2	u	k	d1	t1	e1	x
160/B5	5.5	10	19	300	350	250	20	1373	42	12	45.3	-
180/B5	5.5	10	19	300	350	250	20	1373	48	14	51.8	-
200/B5	5.5	10	19	350	400	300	22	1373	55	16	59.3	-
225/B5	5.5	10	19	400	450	350	24	1373	60	18	64.4	-
250/B5	5.5	10	19	500	550	450	24	1373	65	18	69.4	-
280/B5	5.5	10	19	500	550	450	24	1373	75	20	79.9	-

NNB874-A.. NNB874-B..

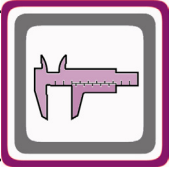


IEC	c1	c2	s1	m	m1	m2	u	k	d1	t1	e1
100/B5	4.5	9	15	215	250	180	15	1345.5	28	8	31.3
112/B5	4.5	9	15	215	250	180	15	1345.5	28	8	31.3
132/B5	4.5	9	15	265	300	230	15	1366.5	38	10	41.3
132/B14	4.5	9	11	165	200	130	15	1366.5	38	10	41.3

x: Motor, ayak bağlantı yüzeyinin altında ise / x: If Motor is lower than foot mounting plane / x: Wenn der Motor unter der Fußmontageebene ist

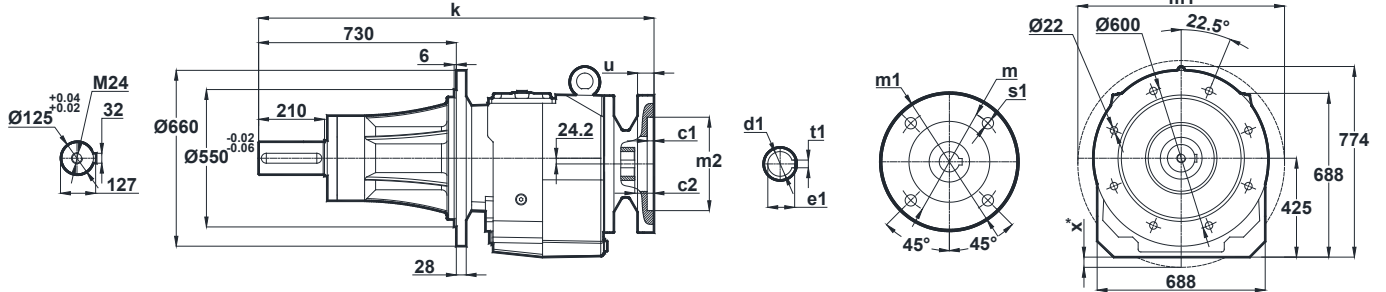


Ölçü Sayfaları Dimension Pages Abmessungsseiten



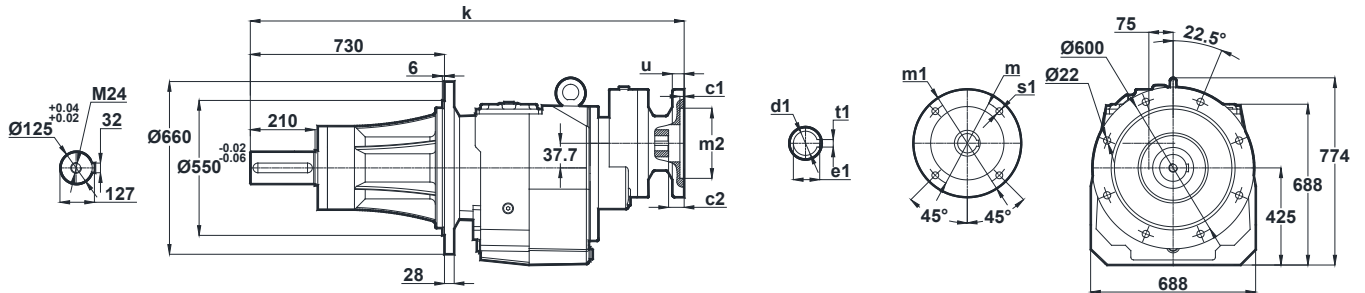
-Mil ucu çektirme deliği DIN 332 sayfa 2 / Tapped center hole to DIN 332, sheet 2 / Zentrierung mit Gewinde DIN 332, Blatt 2

NNB972-A.. NNB973-A..




IEC	c1	c2	s1	m	m1	m2	u	k	d1	t1	e1	x
160/B5	5.5	10	19	300	350	250	20	1430.5	42	12	45.3	-
180/B5	5.5	10	19	300	350	250	20	1430.5	48	14	51.8	-
200/B5	5.5	10	19	350	400	300	22	1454.5	55	16	59.3	-
225/B5	5.5	10	19	400	450	350	24	1496.5	60	18	64.4	-
250/B5	5.5	10	19	500	550	450	24	1518.5	65	18	69.4	-
280/B5	5.5	10	19	500	550	450	24	1518.5	75	20	79.9	-
315/B5	6.5	15	24	660	600	550	24	1598.5	85	22	90.4	-

NNB974-A.. NNB974-B..

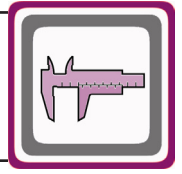


IEC	c1	c2	s1	m	m1	m2	u	k	d1	t1	e1
100/B5	4.5	14.5	15	215	250	180	15	1519	28	8	31.3
112/B5	4.5	14.5	15	215	250	180	15	1519	28	8	31.3
132/B5	4.5	9	15	265	300	230	15	1534	38	10	41.3
132/B14	4.5	9	15	165	200	130	15	1534	38	10	41.3

x: Motor, ayak bağlantı yüzeyinin altında ise / x: If Motor is lower than foot mounting plane / x: Wenn der Motor unter der Fußmontageebene ist

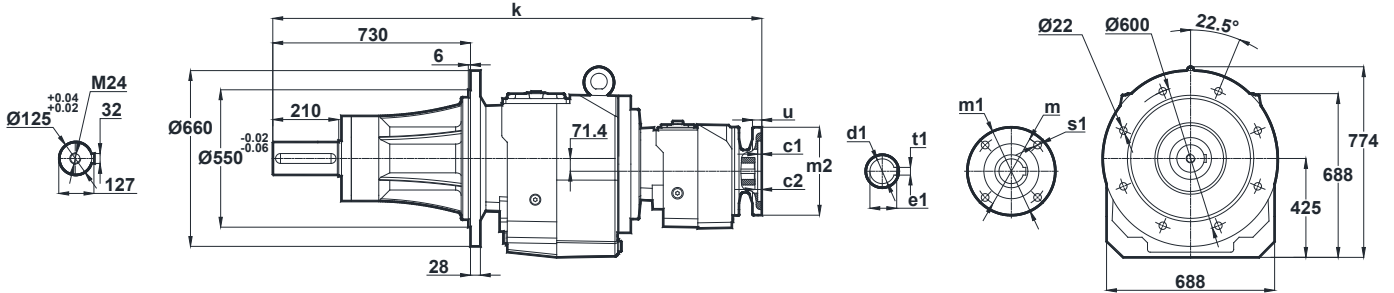


Ölçü Sayfaları Dimension Pages Abmessungenseiten




-Mil ucu çekirme deliği DIN 332 sayfa 2 / Tapped center hole to DIN 332, sheet 2 / Zentrierung mit Gewinde DIN 332, Blatt 2

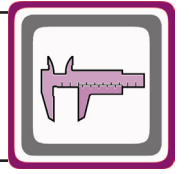
NNB975-A.. / B..
NNB976-B.. / B..



IEC	c1	c2	s1	m	m1	m2	u	k	d1	t1	e1
80/B5	4	5	12	165	200	130	12	1655	19	6	12.8
90/B5	4	5	12	165	200	130	12	1655	24	8	27.3
100/B5	4.5	9	15	215	250	180	15	1673.5	28	8	31.3
112/B5	4.5	9	15	215	250	180	15	1673.5	28	8	31.3
132/B5	4.5	6	15	265	300	230	15	1692	38	10	41.3
90/B14	4	5	9	115	140	95	12	1655	24	8	27.3
100/B14	4	9	9	130	160	110	15	1673.5	28	8	31.3
112/B14	4	9	9	130	160	110	15	1673.5	28	8	31.3
132/B14	4.5	6	11	165	200	130	15	1692	38	10	41.3

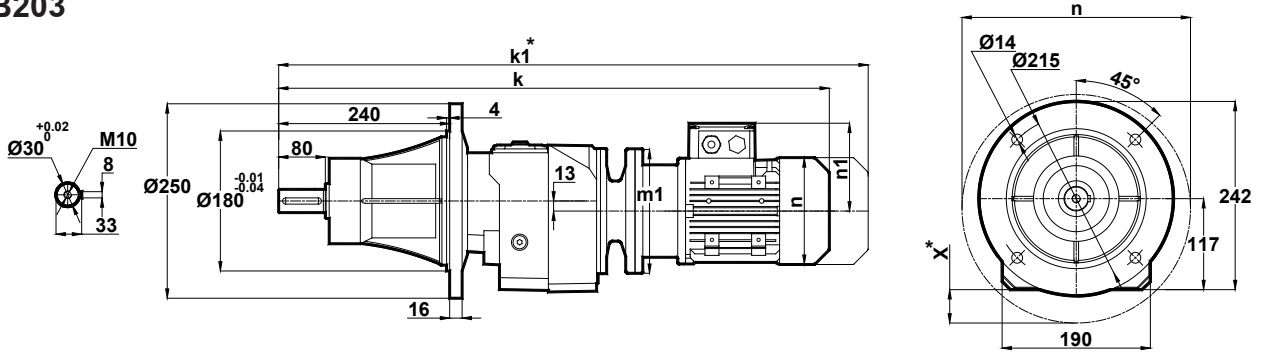


Ölçü Sayfaları Dimension Pages Abmessungsseiten



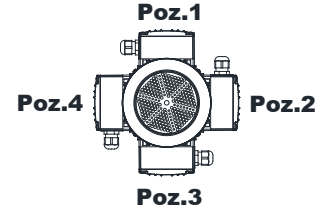
-Mil ucu çektirme deliği DIN 332 sayfa 2 / Tapped center hole to DIN 332, sheet 2 / Zentrierung mit Gewinde DIN 332, Blatt 2

NVB202 NVB203



Motor Büyüklüğü / Motor Size / Motorbaugroße							
IEC	63/B5	71/B5 71/B14	80/B5 80/B14	90S/B5 90S/B14	90L/B5 90L/B14	100L/B5 100L/B14	112M/B5 112M/B14
k	680.5	669.5	721.5	762.5	762.5	791	811.5
k1	741.5	760.5	814.5	866	866	899.5	916
n / n1	121 / 97	137 / 112	155 / 121	176 / 132	176 / 132	193 / 147	215 / 158
m1 (B5)	140	160	200	200	200	250	250
m1 (B14)	-	105	120	140	140	160	160
x (B5)	-	-	-	-	-	23	23


Klemens Kutusu / Terminal Box / Klemmenkasten



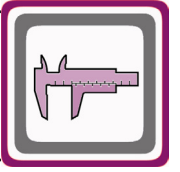
63-71-80-90-100-112

* "k1" "Ölçüsü frenli redüktörlere aittir. Dimension "k1" is for motors with brake. Maße "k1" ist für Bremsenmotoren.

x: Motor, ayak bağlantı yüzeyinin altında ise / x: If Motor is lower than foot mounting plane / x: Wenn der Motor unter der Fußmontageebene ist

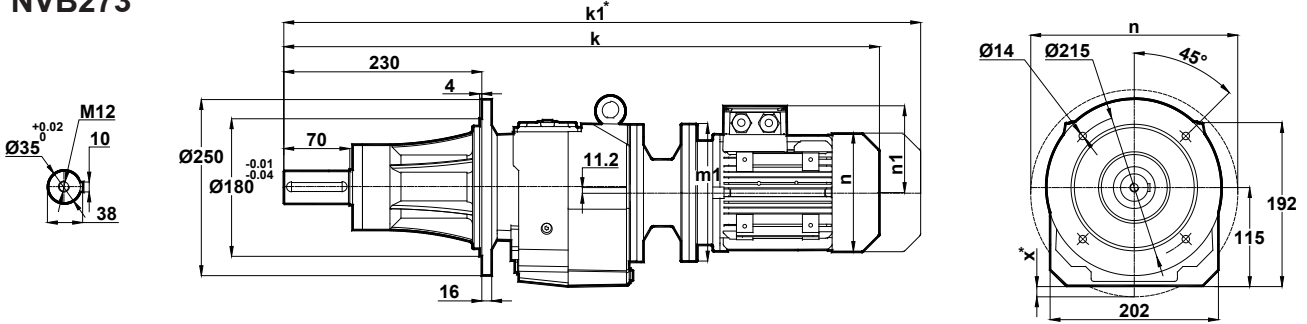


Ölçü Sayfaları Dimension Pages Abmessungsseiten



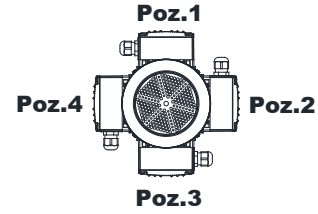
-Mil ucu çektirme deliği DIN 332 sayfa 2 / Tapped center hole to DIN 332, sheet 2 / Zentrierung mit Gewinde DIN 332, Blatt 2

NVB272 NVB273



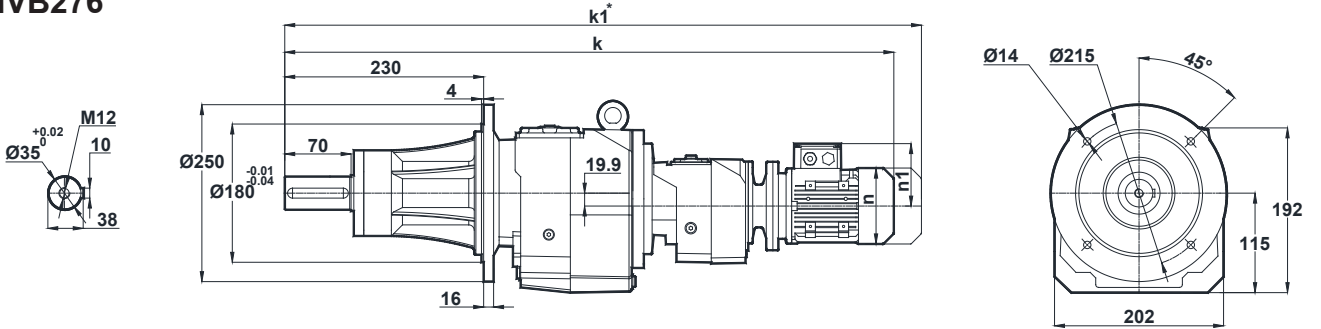
Motor Büyüklüğü / Motor Size / Motorbaugroße					
IEC	63/B5 63/B14	71/B5 71/B14	80/B5 80/B14	90S/B5 90S/B14	90L/B5 90L/B14
k	678.5	667.5	719.5	760.5	760.5
k1	739.5	758.5	812.5	864	864
n / n1	121 / 97	137 / 112	155 / 121	176 / 132	176 / 132
m1 (B5)	140	160	200	200	200
m1 (B14)	90	105	120	140	140
x (B5)	-	1	21	21	21

Klemens Kutusu / Terminal Box / Klemmenkasten



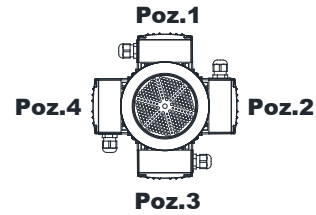
63-71-80-90

NVB275 NVB276



Motor Büyüklüğü / Motor Size / Motorbaugroße		
IEC	63/B5 63/B14	71/B5 71/B14
k	794	813.5
k1	855	904.5
n / n1	121 / 97	137 / 112
m1 (B5)	140	160
m1 (B14)	90	105


Klemens Kutusu / Terminal Box / Klemmenkasten



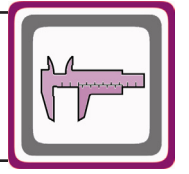
63-71

* "k1" Ölçüsü frenli redüktörlere aittir. Dimension "k1" is for motors with brake. Maße "k1" ist für Bremsenmotoren.

x: Motor, ayak bağlantı yüzeyinin altında ise / x: If Motor is lower than foot mounting plane / x: Wenn der Motor unter der Fußmontageebene ist

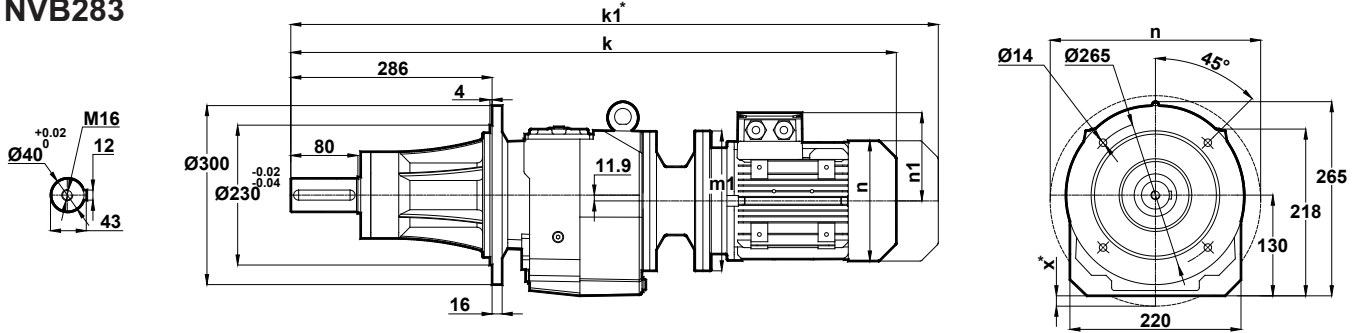


Ölçü Sayfaları Dimension Pages Abmessungsseiten



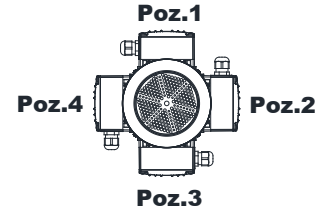
-Mil ucu çektirme deliği DIN 332 sayfa 2 / Tapped center hole to DIN 332, sheet 2 / Zentrierung mit Gewinde DIN 332, Blatt 2

NVB282 NVB283



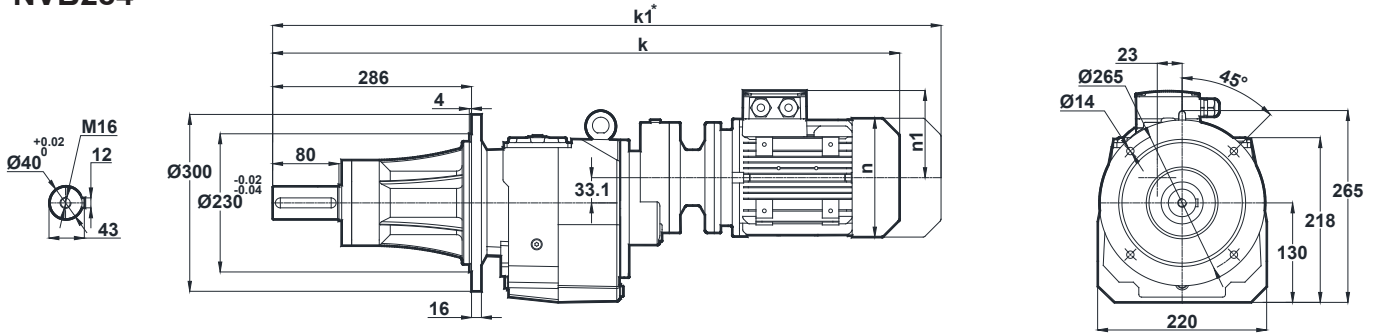
Motor Büyüklüğü / Motor Size / Motorbaugroße								
IEC	71/B5	80/B5 80/B14	90S/B5 90S/B14	90L/B5 90L/B14	100L/B5 100L/B14	112M/B5 112M/B14	132S/B5 132S/B14	132M/B5 132M/B14
k	772.5	795.5	836.5	836.5	889	909.5	1013.5	1013.5
k1	863.5	888.5	940	940	997.5	1014	1143.5	1143.5
n / n1	137 / 112	155 / 121	176 / 132	176 / 132	193 / 147	215 / 158	257 / 179	257 / 179
m1 (B5)	160	200	200	200	250	250	300	300
m1 (B14)	-	120	140	140	160	160	200	200
x (B5)	-	-	-	-	7	7	32	32

Klemens Kutusu / Terminal Box / Klemmenkasten



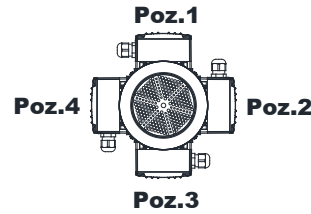
71-80-90-100-112-132

NVB284



Motor Büyüklüğü / Motor Size / Motorbaugroße		
IEC	63/B5	71/B5 71/B14
k	831.5	820.5
k1	892.5	911.5
n / n1	121 / 97	137 / 112
m1 (B5)	140	160
m1 (B14)	-	105


Klemens Kutusu / Terminal Box / Klemmenkasten



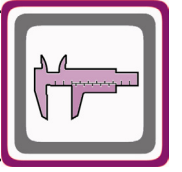
63-71

* "k1" Ölçüsü frenli redüktörlere aittir. Dimension "k1" is for motors with brake. Maße "k1" ist für Bremsenmotoren.

x: Motor, ayak bağlantı yüzeyinin altında ise / x: If Motor is lower than foot mounting plane / x: Wenn der Motor unter der Fußmontageebene ist

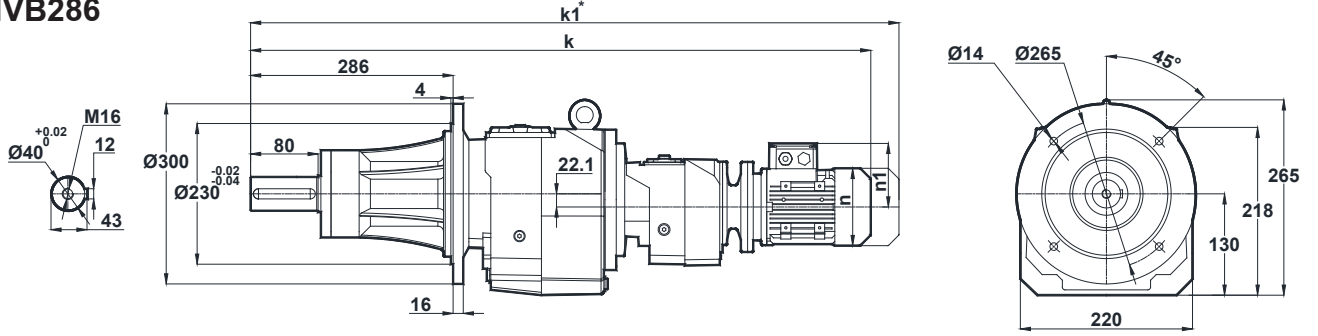


Ölçü Sayfaları Dimension Pages Abmessungsseiten



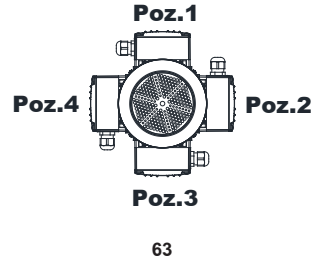
-Mil ucu çektirme deliği DIN 332 sayfa 2 / Tapped center hole to DIN 332, sheet 2 / Zentrierung mit Gewinde DIN 332, Blatt 2

NVB285 NVB286




Motor Büyüklüğü / Motor Size / Motorbaugroße	
IEC	63/B5 63/B14
k	899.5
k1	960.5
n / n1	121 / 97
m1 (B5)	140
m1 (B14)	90

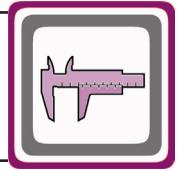
Klemens Kutusu / Terminal Box / Klemmenkasten



* "k1" Ölçüsü frenli redüktörlere aittir. Dimension "k1" is for motors with brake. Maße "k1" ist für Bremsenmotoren.

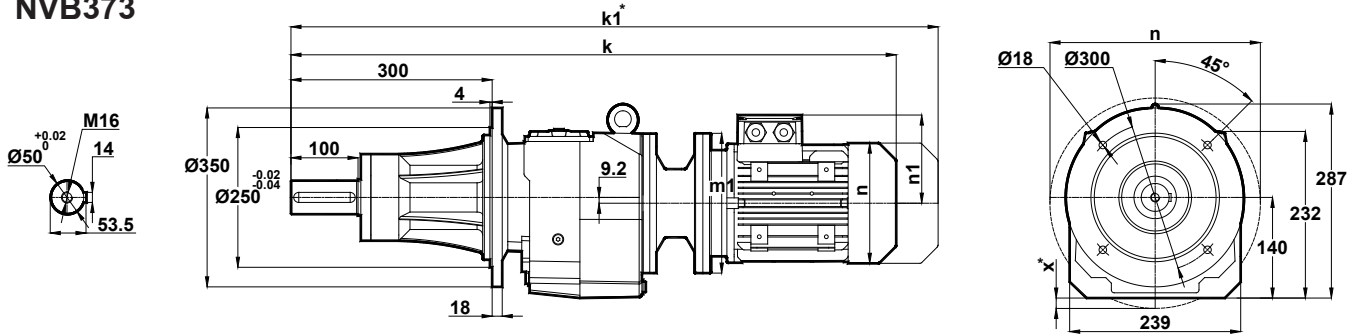


Ölçü Sayfaları Dimension Pages Abmessungsseiten



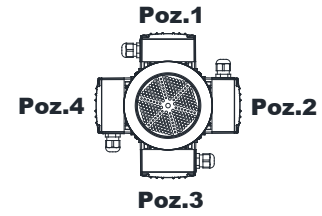
-Mil ucu çektirme deliği DIN 332 sayfa 2 / Tapped center hole to DIN 332, sheet 2 / Zentrierung mit Gewinde DIN 332, Blatt 2

NVB372 NVB373



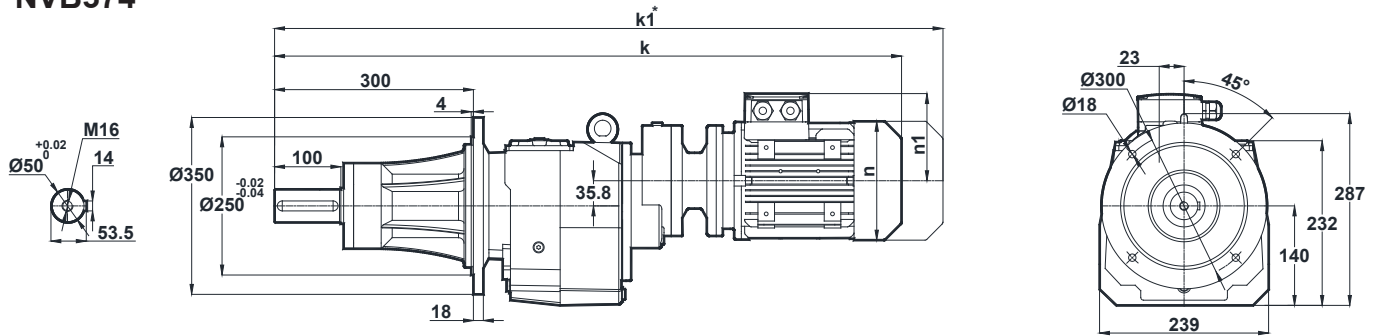
Motor Büyüklüğü / Motor Size / Motorbaugroße								
IEC	71/B5	80/B5 80/B14	90S/B5 90S/B14	90L/B5 90L/B14	100L/B5 100L/B14	112M/B5 112M/B14	132S/B5 132S/B14	132M/B5 132M/B14
k	795	818	859	859	911.5	932	1036	1036
k1	886	911	962.5	962.5	1020	1036.5	1166	1166
n / n1	137 / 112	155 / 121	176 / 132	176 / 132	193 / 147	215 / 158	257 / 179	257 / 179
m1 (B5)	160	200	200	200	250	250	300	300
m1 (B14)	-	120	140	140	160	160	200	200
x (B5)	-	-	-	-	-	-	20	20

Klemens Kutusu / Terminal Box / Klemmenkasten



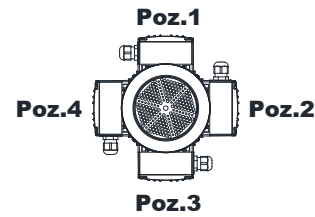
71-80-90-100-112-132

NVB374



Motor Büyüklüğü / Motor Size / Motorbaugroße			
IEC	63/B5	71/B5 71/B14	80/B5 80/B14
k	854	843	895
k1	915	934	988
n / n1	121 / 97	137 / 112	155 / 121
m1 (B5)	140	160	200
m1 (B14)	-	105	120


Klemens Kutusu / Terminal Box / Klemmenkasten



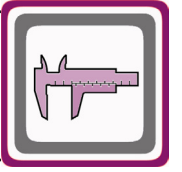
63-71-80

* "k1" Ölçüsü frenli redüktörlere aittir. Dimension "k1" is for motors with brake. Maße "k1" ist für Bremsenmotoren.

x: Motor, ayak bağlantı yüzeyinin altında ise / x: If Motor is lower than foot mounting plane / x: Wenn der Motor unter der Fußmontageebene ist

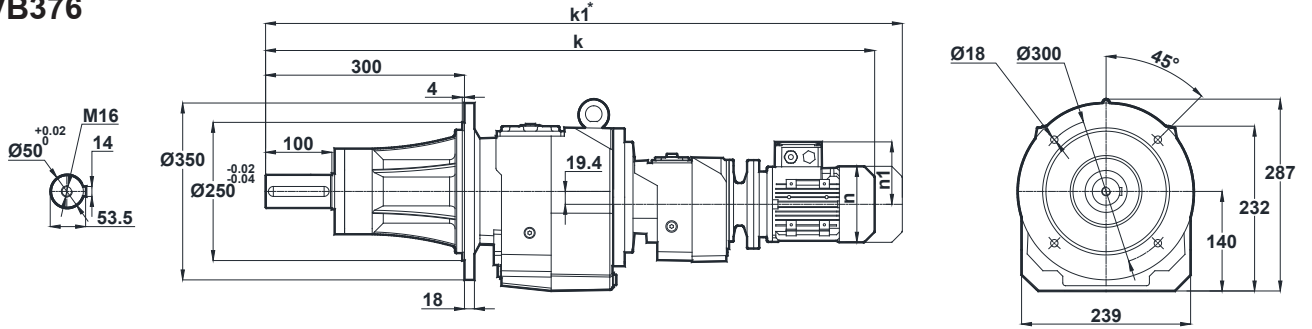


Ölçü Sayfaları Dimension Pages Abmessungsseiten



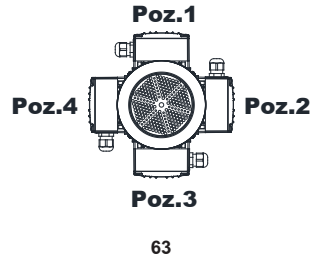
-Mil ucu çektirme deliği DIN 332 sayfa 2 / Tapped center hole to DIN 332, sheet 2 / Zentrierung mit Gewinde DIN 332, Blatt 2

NVB375 NVB376




Motor Büyüklüğü / Motor Size / Motorbaugroße	
IEC	63/B5 63/B14
k	922
k1	983
n / n1	121 / 97
m1 (B5)	140
m1 (B14)	90

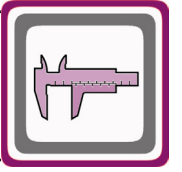
Klemens Kutusu / Terminal Box / Klemmenkasten



* " k1 " Ölçüsü frenli redüktörlere aittir. Dimension " k1 " is for motors with brake. Maße " k1 " ist für Bremsenmotoren.

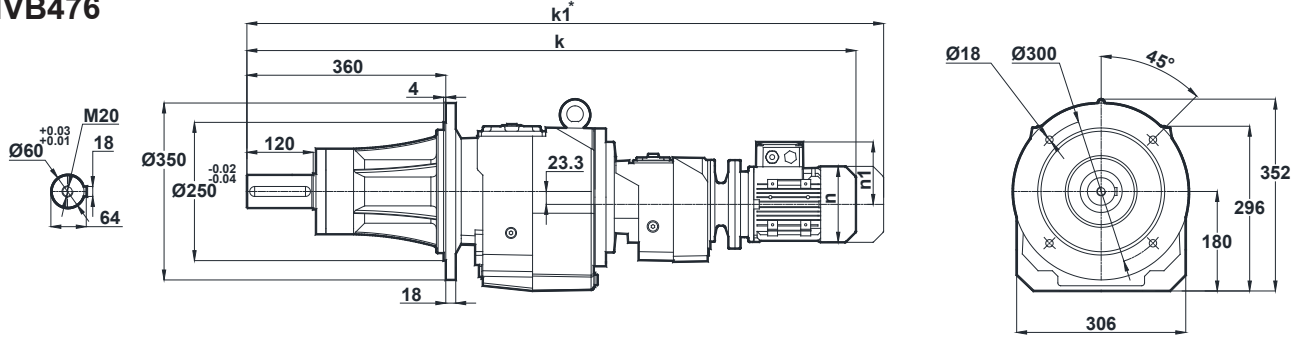


Ölçü Sayfaları Dimension Pages Abmessungsseiten



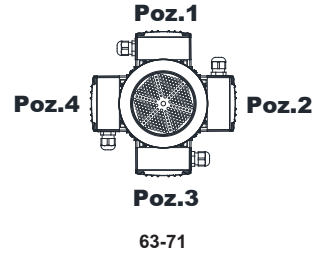
-Mil ucu çekirtme deliği DIN 332 sayfa 2 / Tapped center hole to DIN 332, sheet 2 / Zentrierung mit Gewinde DIN 332, Blatt 2

NVB475 NVB476




Motor Büyüklüğü / Motor Size / Motorbaugroße		
IEC	63/B5	71/B5 71/B14
k	1105.5	1094.5
k1	1166.5	1185.5
n / n1	121 / 97	137 / 112
m1 (B5)	140	160
m1 (B14)	-	105

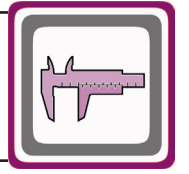
Klemens Kutusu / Terminal Box / Klemmenkasten



* "k1" Ölçüsü frenli redüktörlere aittir. Dimension "k1" is for motors with brake. Maße "k1" ist für Bremsenmotoren.

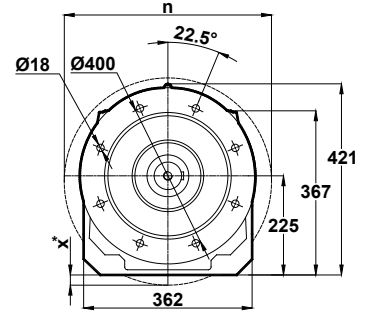
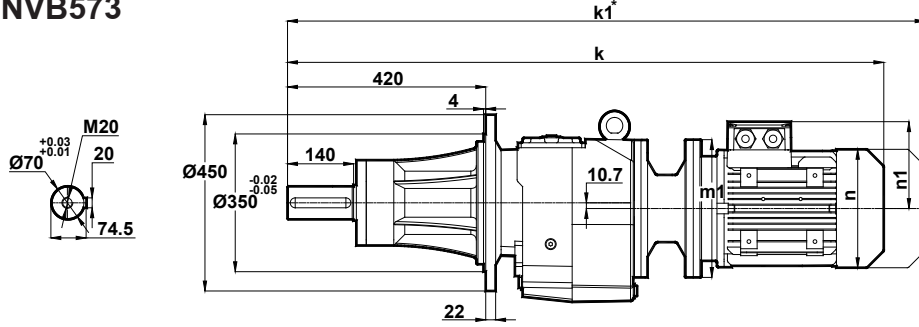


Ölçü Sayfaları Dimension Pages Abmessungsseiten



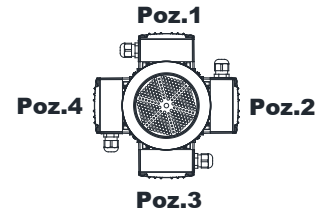
-Mil ucu çektirme deliği DIN 332 sayfa 2 / Tapped center hole to DIN 332, sheet 2 / Zentrierung mit Gewinde DIN 332, Blatt 2

NVB572 NVB573



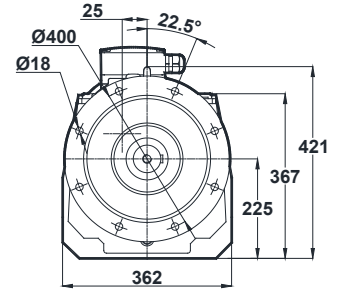
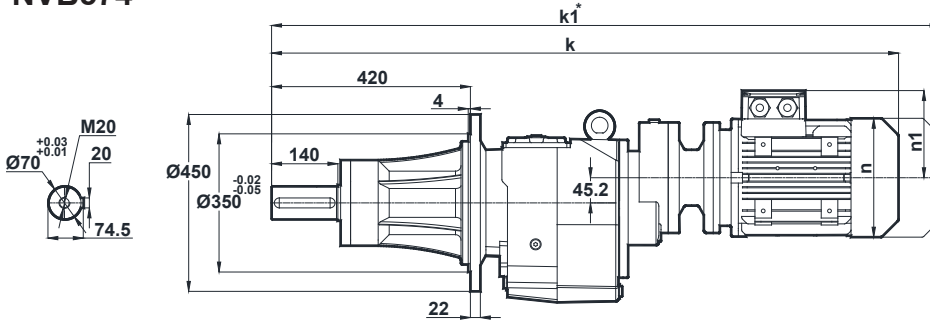
Motor Büyüklüğü / Motor Size / Motorbaugroße									
IEC	100L/B5	112M/B5	132S/B5 132S/B14	132M/B5 132M/B14	160M/B5	160L/B5	180M/B5	180L/B5	200L/B5
k	1122	1142.5	1247.5	1247.5	1403	1403	1491	1491	1565
k1	1230.5	1247	1377.5	1377.5	1551	1551	1649.5	1649.5	1751.5
n / n1	194 / 135	218 / 146	257 / 168	257 / 168	310 / 225	310 / 225	348 / 241	348 / 241	390 / 275
m1 (B5)	250	250	300	300	350	350	350	350	400
m1 (B14)	-	-	200	200	-	-	-	-	-
x (B5)	-	-	-	-	-	-	-	-	-

Klemens Kutusu / Terminal Box / Klemmenkasten



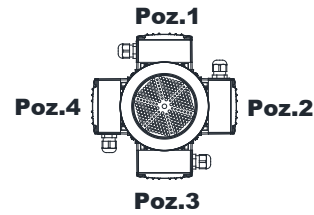
100-112-132-160-180-200

NVB574



Motor Büyüklüğü / Motor Size / Motorbaugroße				
IEC	71/B5	80/B5 80/B14	90S/B5 90S/B14	90L/B5 90L/B14
k	1102.5	1125.5	1166.5	1166.5
k1	1193.5	1218.5	1270	1270
n / n1	138 / 111	156 / 118	176 / 126	176 / 126
m1 (B5)	160	200	200	200
m1 (B14)	-	120	140	140


Klemens Kutusu / Terminal Box / Klemmenkasten



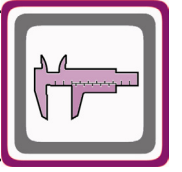
71-80-90

* "k1" Ölçüsü frenli redüktörlere aittir. Dimension "k1" is for motors with brake. Maße "k1" ist für Bremsenmotoren.

x: Motor, ayak bağlantı yüzeyinin altında ise / x: If Motor is lower than foot mounting plane / x: Wenn der Motor unter der Fußmontageebene ist

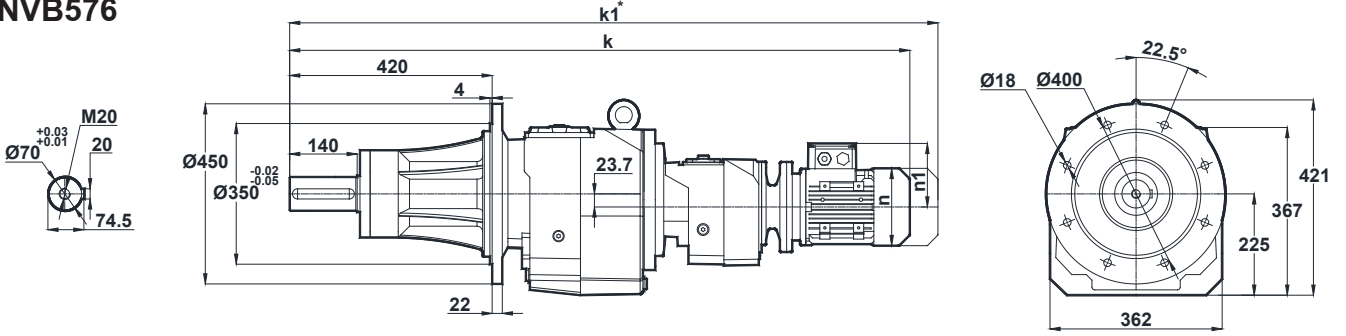


Ölçü Sayfaları Dimension Pages Abmessungsseiten



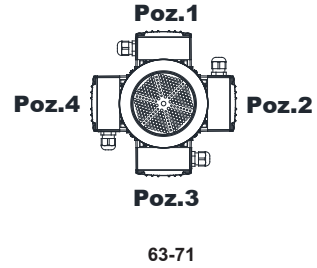
-Mil ucu çektirme deliği DIN 332 sayfa 2 / Tapped center hole to DIN 332, sheet 2 / Zentrierung mit Gewinde DIN 332, Blatt 2

NVB575 NVB576




Motor Büyüklüğü / Motor Size / Motorbaugroße		
IEC	63/B5	71/B5 71/B14
k	1214.5	1203.5
k1	1275.5	1294.5
n / n1	121 / 97	138 / 111
m1 (B5)	140	160
m1 (B14)	-	105

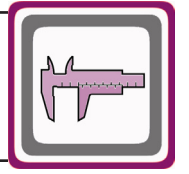
Klemens Kutusu / Terminal Box / Klemmenkasten



* "k1" Ölçüsü frenli redüktörlere aittir. Dimension "k1" is for motors with brake. Maße "k1" ist für Bremsenmotoren.

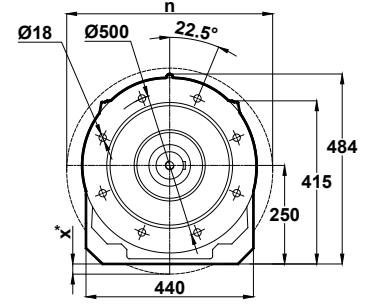
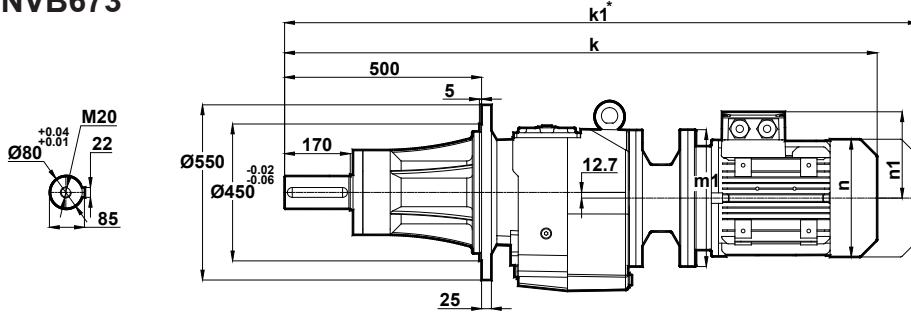


Ölçü Sayfaları Dimension Pages Abmessungsseiten



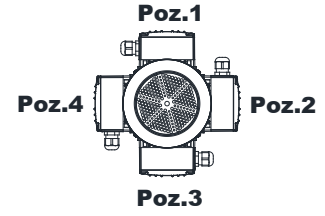
-Mil ucu çektirme deliği DIN 332 sayfa 2 / Tapped center hole to DIN 332, sheet 2 / Zentrierung mit Gewinde DIN 332, Blatt 2

NVB672 NVB673



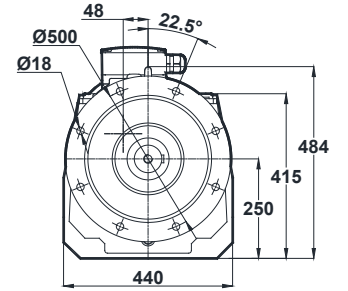
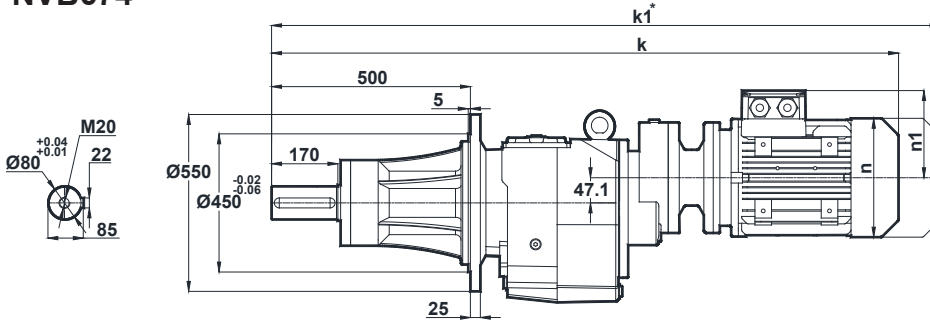
Motor Büyüklüğü / Motor Size / Motorbaugroße										
IEC	112M/B5	132S/B5 132S/B14	132M/B5 132M/B14	160M/B5	160L/B5	180M/B5	180L/B5	200L/B5	225S/B5	225M/B5
k	1263.5	1362.5	1362.5	1517.5	1517.5	1605.5	1605.5	1680	1751	1776
k1	1368	1492.5	1492.5	1665.5	1665.5	1764	1764	1866.5	1916	1941
n / n1	215 / 158	257 / 179	257 / 179	315 / 219	315 / 219	347 / 234	347 / 234	390 / 275	434 / 285	434 / 285
m1 (B5)	250	300	300	350	350	350	350	400	450	450
m1 (B14)	-	200	200	-	-	-	-	-	-	-
x (B5)	-	-	-	-	-	-	-	-	-	-

Klemens Kutusu / Terminal Box / Klemmenkasten



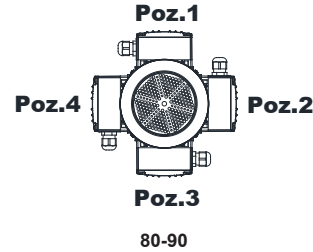
112-132-160-180-200-225

NVB674



Motor Büyüklüğü / Motor Size / Motorbaugroße			
IEC	80/B5	90S/B5 90S/B14	90L/B5 90L/B14
k	1256.5	1297.5	1297.5
k1	1349.5	1401	1401
n / n1	156 / 118	176 / 126	176 / 126
m1 (B5)	200	200	200
m1 (B14)	-	140	140


Klemens Kutusu / Terminal Box / Klemmenkasten



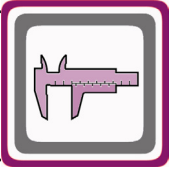
80-90

* "k1" Ölçüsü frenli redüktörlere aittir. Dimension "k1" is for motors with brake. Maße "k1" ist für Bremsenmotoren.

x: Motor, ayak bağlantı yüzeyinin altında ise / x: If Motor is lower than foot mounting plane / x: Wenn der Motor unter der Fußmontageebene ist

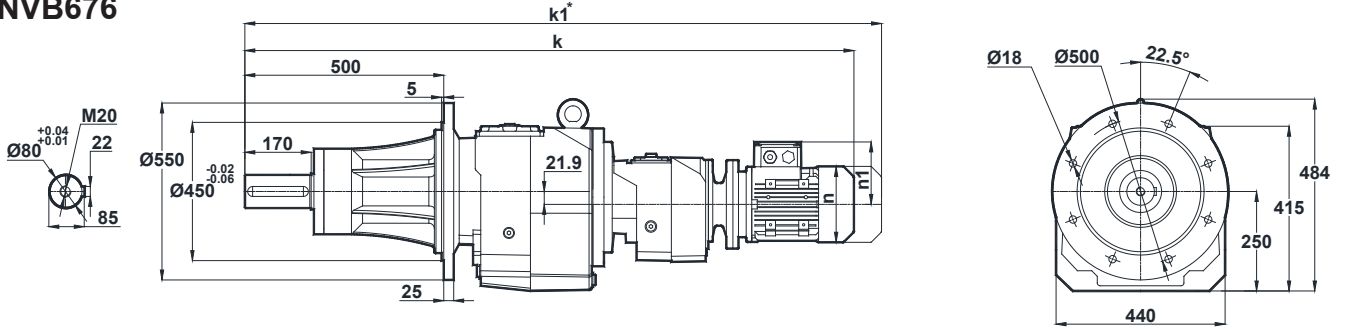


Ölçü Sayfaları Dimension Pages Abmessungsseiten



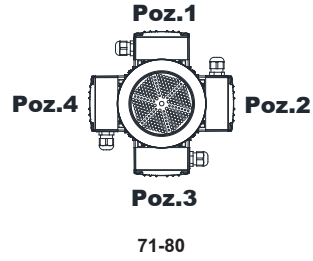
-Mil ucu çektirme deliği DIN 332 sayfa 2 / Tapped center hole to DIN 332, sheet 2 / Zentrierung mit Gewinde DIN 332, Blatt 2

NVB675
NVB676




Motor Büyüklüğü / Motor Size / Motorbaugroße		
IEC	71/B5	80/B5 80/B14
k	1384	1407
k1	1475	1500
n / n1	137 / 112	155 / 121
m1 (B5)	160	200
m1 (B14)	-	120

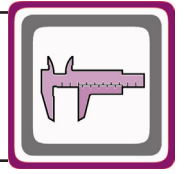
Klemens Kutusu / Terminal Box / Klemmenkasten



* " k1 " Ölçüsü frenli redüktörlere aittir. Dimension " k1 " is for motors with brake. Maße " k1 " ist für Bremsenmotoren.

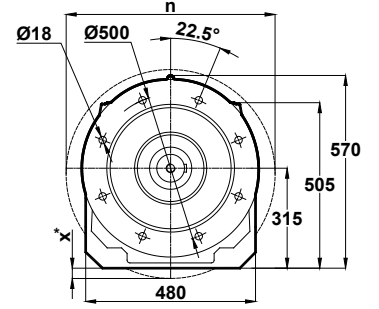
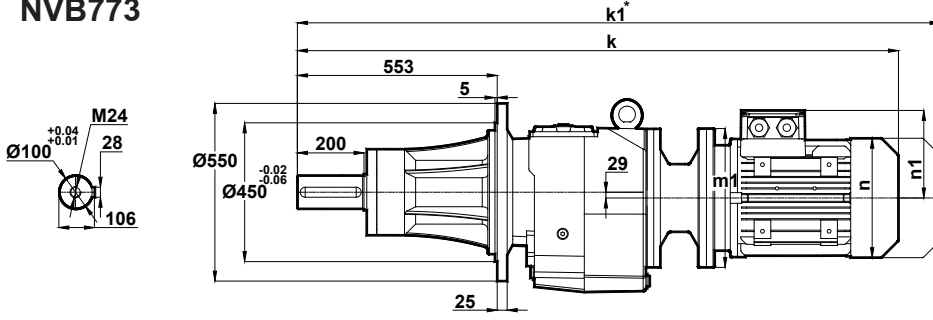


Ölçü Sayfaları Dimension Pages Abmessungsseiten



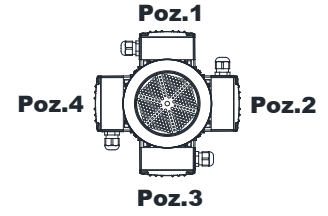
-Mil ucu çekirme deliği DIN 332 sayfa 2 / Tapped center hole to DIN 332, sheet 2 / Zentrierung mit Gewinde DIN 332, Blatt 2

NVB772 NVB773



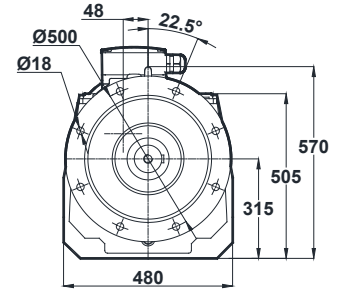
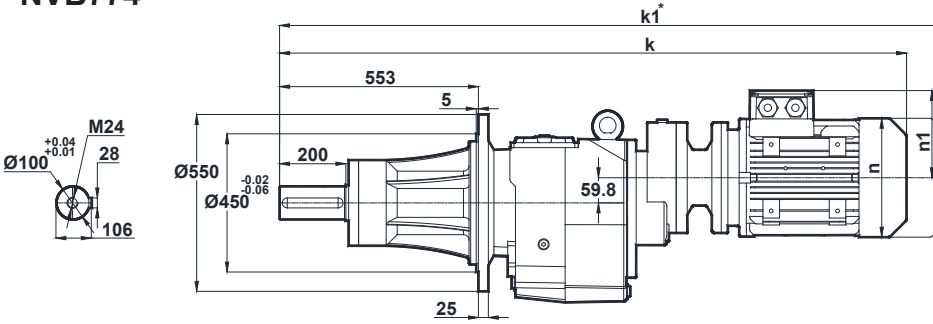
Motor Büyüklüğü / Motor Size / Motorbaugroße										
IEC	132S/B5	132M/B5	160M/B5	160L/B5	180M/B5	180L/B5	200L/B5	225S/B5	225M/B5	250M/B5
k	1465.5	1465.5	1615	1615	1703	1703	1779	1850	1875	1951
k1	1595.5	1595.5	1763	1763	1861.5	1861.5	1965.5	2015	2040	2121.5
n / n1	257 / 179	257 / 179	315 / 219	315 / 219	347 / 234	347 / 234	390 / 275	434 / 285	434 / 285	480 / 322
m1 (B5)	300	300	350	350	350	350	400	450	450	550
m1 (B14)	-	-	-	-	-	-	-	-	-	-
x (B5)	-	-	-	-	-	-	-	-	-	-

Klemens Kutusu / Terminal Box / Klemmenkasten



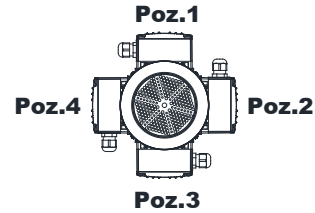
132-160-180-200-225-250

NVB774



Motor Büyüklüğü / Motor Size / Motorbaugroße				
IEC	80/B5	90S/B5 90S/B14	90L/B5 90L/B14	100L/B5 100L/B14
k	1359.5	1400.5	1400.5	1454.5
k1	1452.5	1504	1504	1563
n / n1	156 / 118	176 / 126	176 / 126	193 / 147
m1 (B5)	200	200	200	250
m1 (B14)	-	140	140	160


Klemens Kutusu / Terminal Box / Klemmenkasten



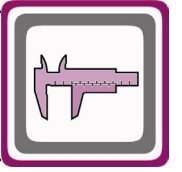
80-90-100

* "k1" Ölçüsü frenli redüktörlere aittir. Dimension "k1" is for motors with brake. Maße "k1" ist für Bremsenmotoren.

x: Motor, ayak bağlantı yüzeyinin altında ise / x: If Motor is lower than foot mounting plane / x: Wenn der Motor unter der Fußmontageebene ist

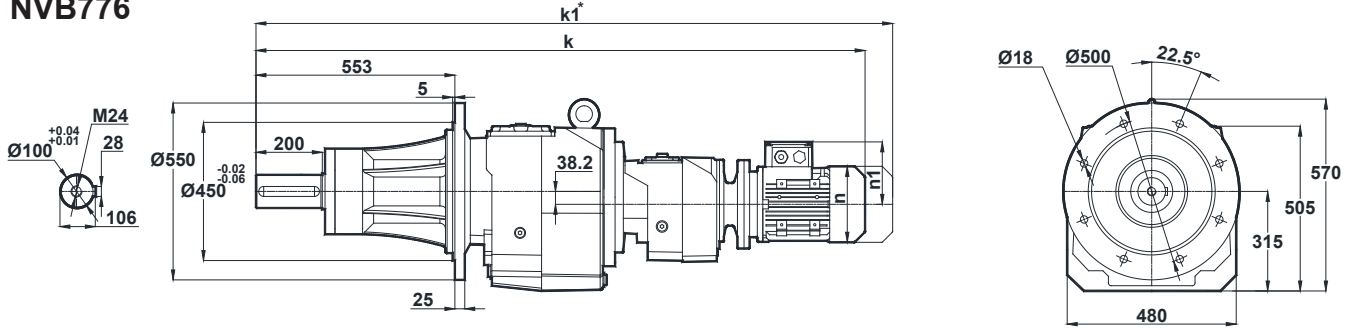


Ölçü Sayfaları Dimension Pages Abmessungsseiten



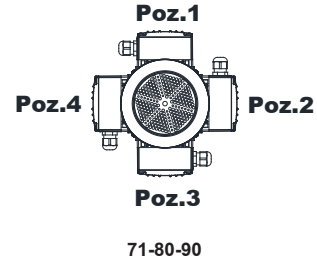
-Mil ucu çektirme deliği DIN 332 sayfa 2 / Tapped center hole to DIN 332, sheet 2 / Zentrierung mit Gewinde DIN 332, Blatt 2

**NVB775
NVB776**




Motor Büyüklüğü / Motor Size / Motorbaugroße				
IEC	71/B5	80/B5 80/B14	90S/B5 90S/B14	90L/B5 90L/B14
k	1490	1513	1554	1554
k1	1581	1606	1657.5	1657.5
n / n1	138 / 111	156 / 118	176 / 126	176 / 126
m1 (B5)	160	200	200	200
m1 (B14)	-	120	140	140

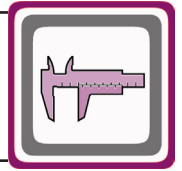
Klemens Kutusu / Terminal Box / Klemmenkasten



* "k1" Ölçüsü frenli redüktörlere aittir. Dimension "k1" is for motors with brake. Maße "k1" ist für Bremsenmotoren.

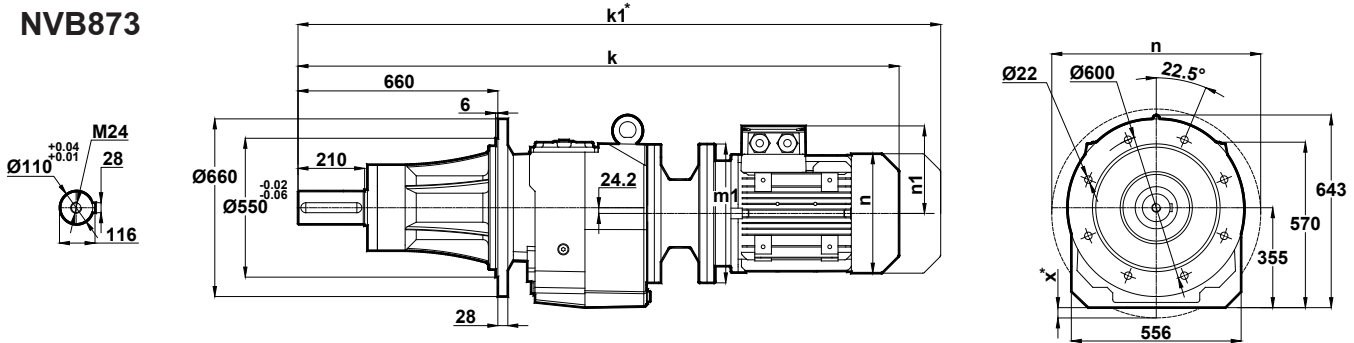


Ölçü Sayfaları Dimension Pages Abmessungsseiten



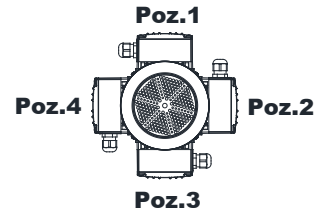
-Mil ucu çekirme deliği DIN 332 sayfa 2 / Tapped center hole to DIN 332, sheet 2 / Zentrierung mit Gewinde DIN 332, Blatt 2

NVB872 NVB873



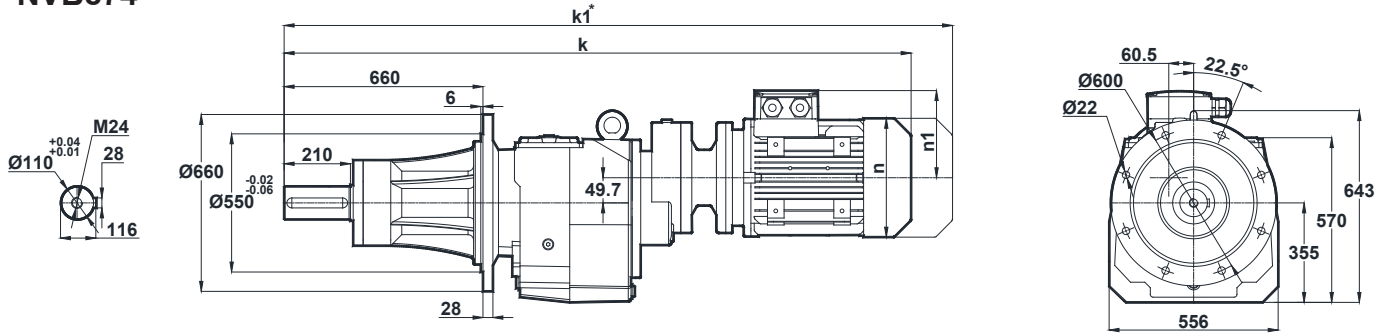
Motor Büyüklüğü / Motor Size / Motorbaugroße										
IEC	160M/B5	160L/B5	180M/B5	180L/B5	200L/B5	225S/B5	225M/B5	250M/B5	280S/B5	280M/B5
k	1868	1868	1956	1956	2010	2028	2053	2129	2191	2191
k1	2016	2016	2114.5	2114.5	2196.5	2193	2218	2299.5	2364	2370
n / n1	315 / 219	315 / 219	347 / 234	347 / 234	390 / 275	434 / 285	434 / 285	480 / 322	544 / 350	544 / 350
m1 (B5)	350	350	350	350	400	450	450	550	550	550
m1 (B14)	-	-	-	-	-	-	-	-	-	-
x (B5)	-	-	-	-	-	-	-	-	-	-

Klemens Kutusu / Terminal Box / Klemmenkasten



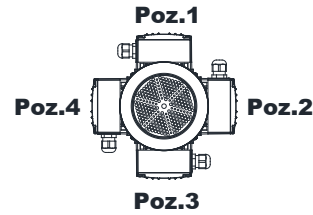
160-180-200-225-250-280

NVB874



Motor Büyüklüğü / Motor Size / Motorbaugroße				
IEC	100L/B5	112M/B5	132S/B5 132S/B14	132M/B5 132M/B14
k	1656	1676.5	1781.5	1781.5
k1	1764.5	1781	1911.5	1911.5
n / n1	193 / 147	215 / 158	257 / 179	257 / 179
m1 (B5)	250	250	300	300
m1 (B14)	-	-	200	200


Klemens Kutusu / Terminal Box / Klemmenkasten



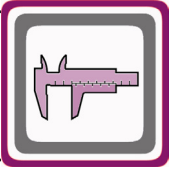
100-112-132

* " k1 " Ölçüsü frenli redüktörlere aittir. Dimension " k1 " is for motors with brake. Maße " k1 " ist für Bremsenmotoren.

x: Motor, ayak bağlantı yüzeyinin altında ise / x: If Motor is lower than foot mounting plane / x: Wenn der Motor unter der Fußmontageebene ist

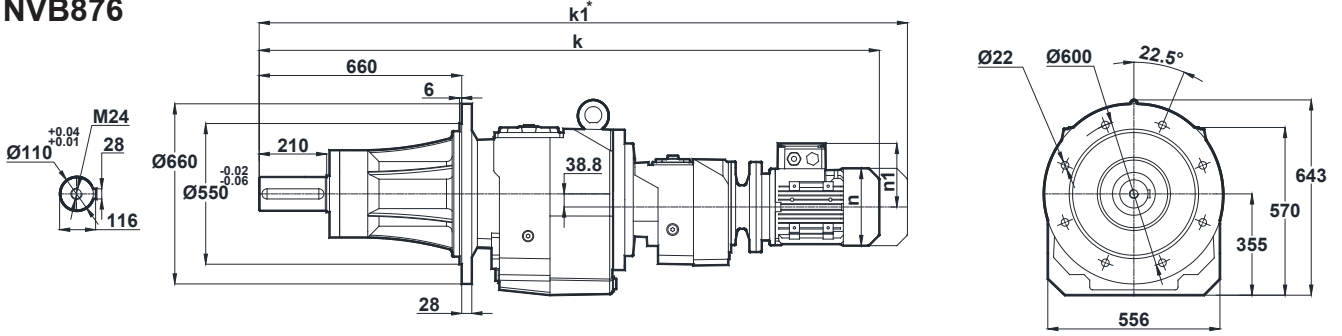


Ölçü Sayfaları Dimension Pages Abmessungsseiten



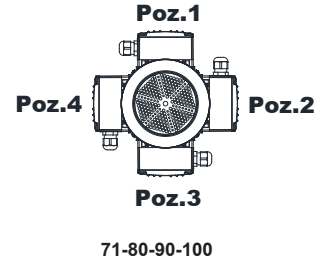
-Mil ucu çekirme deliği DIN 332 sayfa 2 / Tapped center hole to DIN 332, sheet 2 / Zentrierung mit Gewinde DIN 332, Blatt 2

NVB875 NVB876




Motor Büyüklüğü / Motor Size / Motorbaugroße					
IEC	71/B5	80/B5 80/B14	90S/B5 90S/B14	90L/B5 90L/B14	100L/B5 100L/B14
k	1674	1697	1738	1738	1790.5
k1	1765	1790	1841.5	1841.5	1899
n / n1	137 / 112	155 / 121	176 / 132	176 / 132	193 / 147
m1 (B5)	160	200	200	200	250
m1 (B14)	-	120	140	140	160

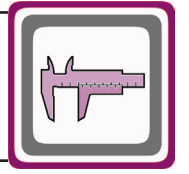
Klemens Kutusu / Terminal Box / Klemmenkasten



* "k1" Ölçüsü frenli redüktörlere aittir. Dimension "k1" is for motors with brake. Maße "k1" ist für Bremsenmotoren.

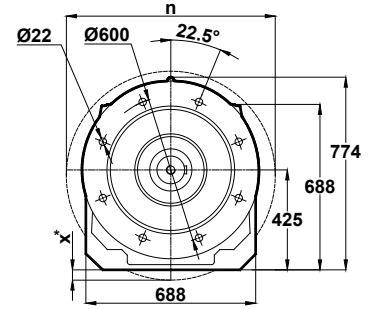
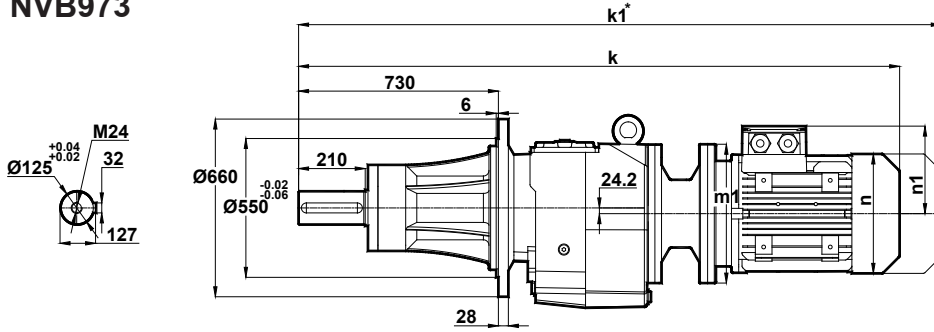


Ölçü Sayfaları Dimension Pages Abmessungsseiten



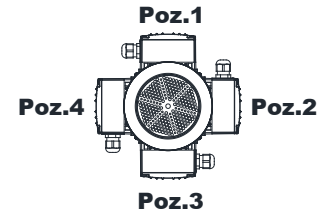
-Mil ucu çektirme deliği DIN 332 sayfa 2 / Tapped center hole to DIN 332, sheet 2 / Zentrierung mit Gewinde DIN 332, Blatt 2

NVB972 NVB973



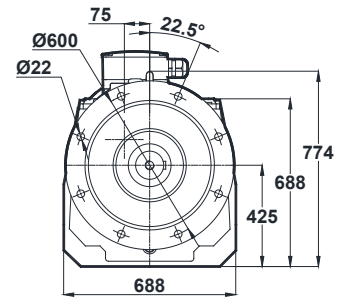
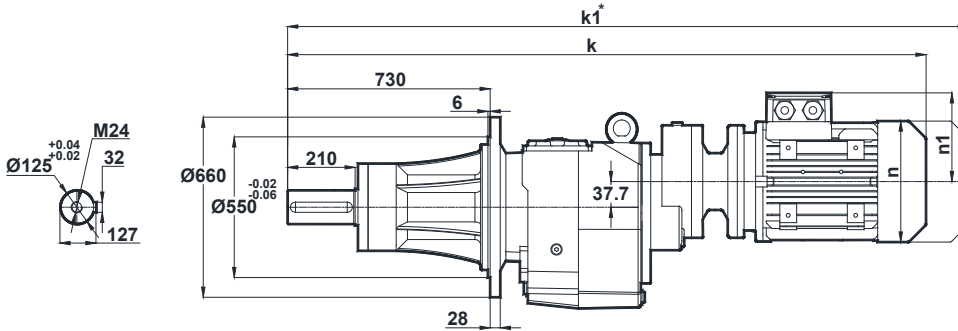
Motor Büyüklüğü / Motor Size / Motorbaugroße												
IEC	160M/B5	160L/B5	180M/B5	180L/B5	200L/B5	225S/B5	225M/B5	250M/B5	280S/B5	280M/B5	315S/B5	315M/B5
k	1925.5	1925.5	2013.5	2013.5	2091.5	2151.5	2176.5	2274.5	2336.5	2336.5	2578.5	2578.5
k1	2073.5	2073.5	2172	2172	2278	2316.5	2341.5	2445	2509.5	2515.5	-	-
n / n1	315 / 219	315 / 219	347 / 234	347 / 234	390 / 275	434 / 285	434 / 285	480 / 322	544 / 350	544 / 350	614 / 510	614 / 510
m1 (B5)	350	350	350	350	400	450	450	550	550	550	660	660
m1 (B14)	-	-	-	-	-	-	-	-	-	-	-	-
x (B5)	-	-	-	-	-	-	-	-	-	-	-	-

Klemens Kutusu / Terminal Box / Klemmenkasten



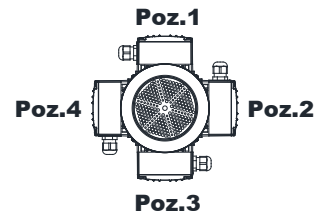
160-180-200-225-250-280-315

NVB974



Motor Büyüklüğü / Motor Size / Motorbaugroße				
IEC	100L/B5	112M/B5	132S/B5 132S/B14	132M/B5 132M/B14
k	1829.5	1850	1949	1949
k1	1938	1954.5	2079	2079
n / n1	193 / 147	215 / 158	257 / 179	257 / 179
m1 (B5)	250	250	300	300
m1 (B14)	-	-	200	200


Klemens Kutusu / Terminal Box / Klemmenkasten



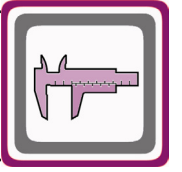
100-112-132

* " k1 " Ölçüsü frenli redüktörlere aittir. Dimension " k1 " is for motors with brake. Maße " k1 " ist für Bremsenmotoren.

x: Motor, ayak bağlantı yüzeyinin altında ise / x: If Motor is lower than foot mounting plane / x: Wenn der Motor unter der Fußmontageebene ist

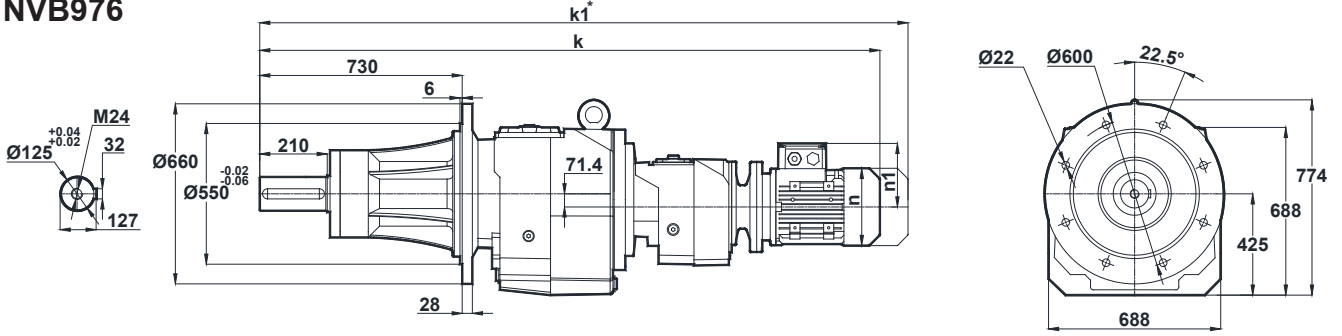


Ölçü Sayfaları Dimension Pages Abmessungsseiten



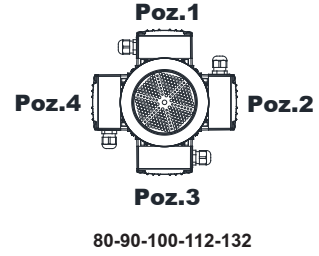
-Mil ucu çekirme deliği DIN 332 sayfa 2 / Tapped center hole to DIN 332, sheet 2 / Zentrierung mit Gewinde DIN 332, Blatt 2

NVB975 NVB976

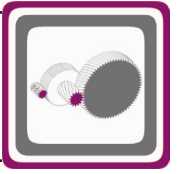



Motor Büyüklüğü / Motor Size / Motorbaugroße						
IEC	80/B5	90S/B5 90S/B14	90L/B5 90L/B14	100L/B5 100L/B14	112M/B5 112M/B14	132S/B5 132S/B14
k	1889	1930	1930	1984	2004.5	2107
k1	1982	2033.5	2033.5	2092.5	2109	2237
n / n1	155 / 121	176 / 132	176 / 132	193 / 147	215 / 158	257 / 179
m1 (B5)	200	200	200	250	250	300
m1 (B14)	-	140	140	160	160	200

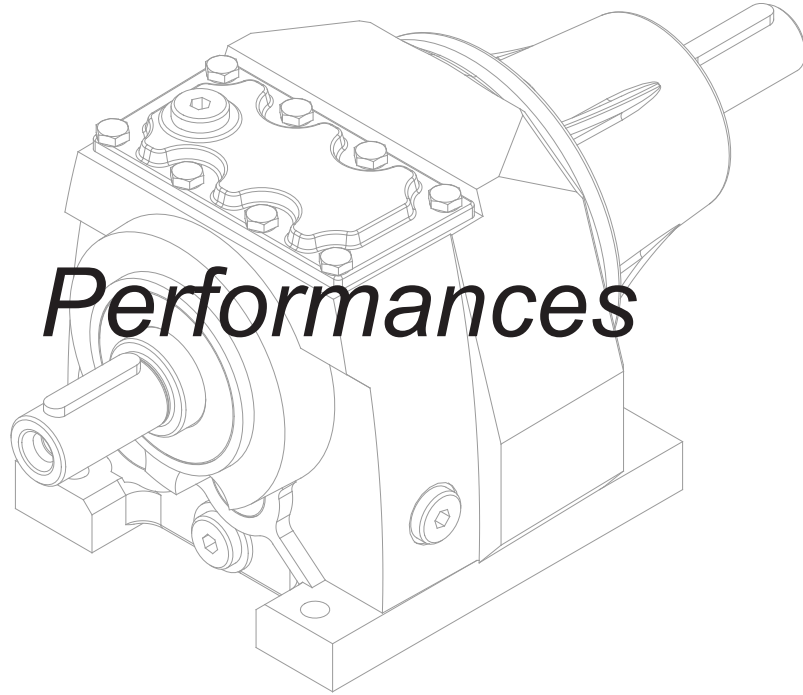
Klemens Kutusu / Terminal Box / Klemmenkasten




* "k1" Ölçüsü frenli redüktörlere aittir. Dimension "k1" is for motors with brake. Maße "k1" ist für Bremsenmotoren.



Güç ve Devir Tabloları



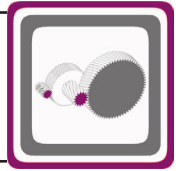
Leistung und Drehzahlübersicht




Motorsuz Güç Devir Sayfaları

Gear Units Performance Tables

Leistung und Drehzahlübersicht von Getriebe



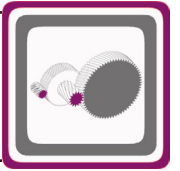
Anma Momenti <i>Nominal Torques</i> Nenn-drehmomente Ma [Nm] (n1=1450rpm)	Çevrim Oranı	Çıkış Devri	Tipi	Pe= Nominal Güç [kW] (Servis Faktörü fs=1,0 için)						Güv. Rad.Yük Çıkış	Güv.Rad.Yük Giriş	Ağırlık	Ölçü Sayfası
	Ratio	Output Speeds		TType	Pe= Nominal Power [kW] (For Service Factor fs=1,0)						Per.O.Loads (Output)		
	Übersetzung	Abtriebs-drehzahlen	Typ		Giriş devri[d/d] / Input speed[rpm] / Antriebsdrehzahl[upm]						Zul.Querkräfte (Abtrieb)	Zul.Querkräfte (Antrieb)	Gewicht
	i	n2 [r.p.m] (n1=1450rpm)		n1=2900	n1=1450	n1=950	n1=725	n1=475	n1=360	Fqam [N] (n1=1450rpm)	Fqem [N] (n1=1450rpm)	[kg]	
53	3,62	401	MT002	3,6	2,3	1,8	1,4	1,1	0,89	359	-	11	334
55	3,90	372	NT002	3,5	2,2	1,7	1,4	1,1	0,83	349	-	12	
58	4,56	318		3,2	2,0	1,5	1,3	0,94	0,71	366	-		
64	5,57	260		2,9	1,8	1,4	1,1	0,77	0,58	566	-		
66	6,00	242		2,7	1,7	1,3	1,1	0,71	0,54	571	-		
69	6,91	210		2,5	1,6	1,2	0,94	0,62	0,47	685	-		
71	7,45	195		2,4	1,5	1,2	0,88	0,58	0,44	697	-		
72	7,84	185		2,3	1,5	1,1	0,83	0,55	0,41	767	-		
74	8,45	172		2,2	1,4	1,0	0,77	0,51	0,38	783	-		
74	8,70	167		2,1	1,4	0,98	0,75	0,49	0,37	752	-		
78	9,87	147		2,0	1,3	0,87	0,66	0,43	0,33	823	-		
65	11,14	130		1,5	0,93	0,73	0,59	0,39	0,29	1244	235		
80	13,61	107	MT003	1,4	0,95	0,64	0,49	0,32	0,24	567	415	12	334
82	14,67	99	NT003	1,4	0,90	0,59	0,45	0,30	0,23	582	418	13	
82	16,89	86		1,4	0,79	0,52	0,40	0,26	0,20	823	552		
82	18,20	80		1,4	0,73	0,48	0,37	0,24	0,18	900	560		
82	19,17	76		1,3	0,69	0,46	0,35	0,23	0,17	1016	589		
82	20,66	70		1,3	0,64	0,42	0,32	0,21	0,16	1097	597		
82	21,26	68		1,2	0,63	0,41	0,32	0,21	0,16	1068	577		
82	24,13	60		1,1	0,55	0,36	0,28	0,18	0,14	1272	611		
82	28,38	51		0,94	0,47	0,31	0,24	0,16	0,12	1465	649		
82	32,02	45		0,76	0,42	0,28	0,21	0,14	0,11	1645	674		
82	40,04	36		0,67	0,34	0,22	0,17	0,11	0,08	1911	670		
82	45,18	32		0,60	0,30	0,20	0,15	0,10	0,07	2108	692		
70	3,94	368	MT102	4,4	2,8	2,1	1,7	1,3	1,1	1041	-	13	335
75	4,57	317	NT102	4,1	2,6	1,9	1,7	1,3	1,0	1084	-	14	
80	5,01	289		3,8	2,5	1,9	1,5	1,2	0,98	1101	-		
80	5,47	265		3,7	2,3	1,8	1,5	1,1	0,94	1149	-		
85	6,48	224		3,4	2,1	1,6	1,3	1,0	0,79	1213	-		
90	6,93	209		3,2	2,1	1,5	1,3	0,98	0,74	1221	-		
90	8,01	181		2,8	1,8	1,4	1,1	0,85	0,69	1369	520		
95	9,29	156		2,6	1,6	1,2	1,0	0,79	0,60	1435	531		
100	10,18	142		2,3	1,6	1,2	0,94	0,72	0,54	1468	516		
100	11,12	130		2,3	1,4	1,1	0,90	0,66	0,50	1529	600		
105	13,15	110		2,0	1,3	0,99	0,82	0,56	0,42	1622	597		
110	14,08	103		1,91	1,2	0,96	0,77	0,52	0,40	1644	535		
115	15,95	91		1,79	1,2	0,89	0,70	0,46	0,35	1712	476		
110	17,33	84	MT103	1,6	1,0	0,80	0,66	0,43	0,33	1735	816	14	335
120	20,51	71	NT103	1,4	0,95	0,73	0,56	0,36	0,28	1812	804	15	
120	21,96	66		1,4	0,89	0,68	0,52	0,34	0,26	1871	811		
130	24,86	58		1,3	0,85	0,60	0,46	0,30	0,23	1919	791		
140	29,40	49		1,2	0,77	0,51	0,39	0,26	0,19	2105	924		
140	32,25	45		1,1	0,70	0,46	0,35	0,23	0,18	2196	934		
140	35,21	41		1,1	0,65	0,43	0,33	0,21	0,16	2286	942		
140	41,66	35		0,93	0,55	0,36	0,28	0,18	0,14	2464	953		
140	44,60	33		0,91	0,51	0,34	0,26	0,17	0,13	2540	957		
140	50,51	29		0,84	0,45	0,30	0,23	0,15	0,11	2682	961		
110	3,38	429	MT172	7,8	5,1	4,1	3,3	2,6	2,1	575	-	15	336
120	4,09	343	NT172	7,4	4,4	3,6	3,2	2,3	1,9	609	-	16	
130	4,78	293		6,9	4,1	3,5	3,1	2,1	1,6	591	-		
135	5,78	242		6,3	3,5	3,2	2,8	1,7	1,3	772	-		
145	6,60	212		5,7	3,3	3,0	2,5	1,5	1,2	888	-		
155	7,08	198		5,6	3,3	2,8	2,3	1,4	1,1	856	-		
160	7,60	184		5,4	3,2	2,6	2,2	1,3	1,0	746	-		
165	8,94	157		4,7	2,8	2,2	1,8	1,1	0,86	861	-		
170	9,53	147		4,6	2,7	2,1	1,7	1,0	0,81	852	-		
180	11,08	126		4,0	2,5	1,8	1,5	0,89	0,69	1257	-		
190	12,66	111		3,6	2,3	1,6	1,3	0,78	0,61	1284	-		




Motorsuz Güç Devir Sayfaları

Gear Units Performance Tables

Leistung und Drehzahlübersicht von Getriebe



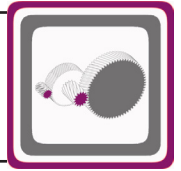
Anma Momenti <i>Nominal Torques</i> Nenn-drehmomente Ma [Nm] (n1=1450rpm)	Çevrim Oranı <i>Ratio</i> Übersetzung i	Çıkış Devri <i>Output Speeds</i> Abtriebs-drehzahlen n2 [r.p.m] (n1=1450rpm)	Tipi <i>Type</i> Typ	Pe= Nominal Güç [kW] (Servis Faktörü fs=1,0 için) <i>Pe= Nominal Power [kW] (For Service Factor fs=1,0)</i> Pe= NennLeistung [kW] (Bei Betriebsfaktor fs=1,0)						Güv. Rad.Yük Çıkış <i>Per.O.Loads (Output)</i>	Güv.Rad.Yük Giriş <i>Per.O.Loads (Input)</i>	Ağırlık <i>Weight</i> Gewicht [kg]	Ölçü Sayfası <i>Dim. Page</i> Maße Seite
				Giriş devri[d/d] / Input speed[rpm] / Antriebsdrehzahl[upm]									
				n1=2900	n1=1450	n1=950	n1=725	n1=475	n1=360				
195	14,57	99	MT172	3,4	2,1	1,4	1,1	0,72	0,54	1360	-	15	336
200	17,14	85	NT172	3,0	1,9	1,2	0,93	0,61	0,46	1534	-	16	
200	18,28	79		2,9	1,7	1,1	0,87	0,57	0,43	1639	-		
200	20,92	69		2,6	1,5	1,00	0,76	0,50	0,38	1869	-		
200	26,10	56	MT173	1,5	1,2	0,81	0,62	0,41	0,31	2811	813	16	336
200	30,26	48	NT173	1,4	1,1	0,70	0,54	0,35	0,27	3008	834	17	
200	36,24	40		1,3	0,90	0,59	0,45	0,30	0,22	3262	860		
200	42,87	34		1,2	0,76	0,50	0,38	0,25	0,19	3514	874		
200	45,90	32		1,2	0,71	0,47	0,36	0,23	0,18	3620	880		
200	49,81	29		1,1	0,65	0,43	0,33	0,22	0,16	3750	975		
200	57,76	25		1,0	0,57	0,37	0,28	0,19	0,14	3995	986		
200	69,16	21		0,94	0,47	0,31	0,24	0,16	0,12	4310	999		
200	81,82	18		0,80	0,40	0,26	0,20	0,13	0,10	4622	1007		
200	87,60	17		0,75	0,38	0,25	0,19	0,12	0,09	4753	1010		
200	99,21	15		0,66	0,33	0,22	0,17	0,11	0,08	5001	1013		
125	3,50	414	MT202	8,9	5,6	4,4	3,5	2,7	2,3	2223	-	20	337
145	4,20	345	NT202	8,6	5,4	4,1	3,3	2,6	2,2	2061	-	22	
150	4,50	322		8,3	5,2	4,0	3,2	2,5	2,1	2072	-		
160	5,08	286		7,7	5,0	3,8	3,1	2,4	2,0	2061	-		
175	5,80	250		7,3	4,8	3,6	2,9	2,3	1,9	1965	-		
185	7,04	206		6,5	4,1	3,2	2,6	2,0	1,6	2876	606		
200	8,40	173		5,8	3,8	2,8	2,3	1,7	1,3	2972	619		
210	10,07	144		5,2	3,3	2,5	2,1	1,5	1,1	3208	719		
215	10,81	134		4,9	3,1	2,4	1,9	1,4	1,0	3283	725		
225	12,18	119		4,7	2,9	2,2	1,8	1,2	0,91	3392	723		
235	13,92	104		4,2	2,7	2,1	1,6	1,1	0,80	3551	726		
240	14,86	98		4,0	2,6	2,0	1,5	0,98	0,75	3633	716		
245	16,03	90		3,8	2,4	1,8	1,4	0,91	0,69	3749	728		
260	18,85	77		3,4	2,2	1,6	1,2	0,78	0,59	3928	663		
260	20,10	72		3,3	2,1	1,5	1,1	0,73	0,55	4129	722		
280	23,01	63		3,0	1,9	1,3	0,97	0,64	0,48	4154	556		
270	23,23	62	MT203	2,9	1,9	1,3	0,98	0,64	0,49	3314	1142	21	337
275	24,77	59	NT203	2,8	1,8	1,2	0,92	0,60	0,46	3406	1141	23	
280	28,35	51		2,6	1,6	1,1	0,80	0,53	0,40	3751	1151		
280	36,02	40		2,0	1,3	0,82	0,63	0,41	0,31	5277	1482		
280	41,16	35		1,8	1,1	0,72	0,55	0,36	0,28	5576	1498		
280	43,94	33		1,8	1,0	0,68	0,52	0,34	0,26	5728	1504		
280	47,39	31		1,7	0,96	0,63	0,48	0,32	0,27	5907	1512		
280	55,74	26		1,5	0,82	0,54	0,41	0,27	0,23	6308	1525		
280	59,43	24		1,4	0,77	0,50	0,39	0,25	0,21	6472	1530		
280	68,03	21		1,3	0,67	0,44	0,34	0,25	0,19	6830	1540		
195	3,16	459	MT272	15	9,6	7,3	6,0	4,7	3,8	566	-	25	338
205	3,69	393	NT272	14	8,7	6,7	5,4	4,2	3,5	602	-	27	
230	4,53	320		12	8,0	5,9	4,9	3,8	3,1	863	-		
265	5,28	274		12	7,9	5,9	4,9	3,5	2,9	479	-		
330	6,21	233		14	8,3	6,2	5,2	3,8	2,9	-	-		
360	8,71	167		10	6,5	4,7	4,0	2,7	2,0	474	-		
375	10,16	143		9,1	5,8	4,4	3,5	2,3	1,7	566	-		
390	11,95	121		8,1	5,1	3,9	3,0	2,0	1,5	695	-		
410	14,21	102		7,2	4,6	3,3	2,5	1,7	1,3	788	-		
425	16,07	90		6,7	4,2	2,9	2,2	1,5	1,1	858	-		
445	18,33	79		6,0	3,8	2,6	2,0	1,3	0,97	880	-		
450	21,43	68		5,4	3,3	2,2	1,7	1,1	0,83	1239	-		
450	25,89	56		4,8	2,8	1,8	1,4	0,91	0,69	1805	-		
435	19,00	76	MT273	5,6	3,7	2,5	1,9	1,3	0,95	190	275	26	338
435	25,55	57	NT273	4,2	2,7	1,9	1,4	0,93	0,71	2013	1276	28	




Motorsuz Güç Devir Sayfaları

Gear Units Performance Tables

Leistung und Drehzahlübersicht von Getriebe



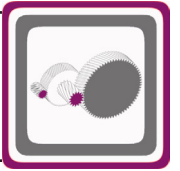
Anma Momenti <i>Nominal Torques</i> Nenn-drehmomente Ma [Nm] (n1=1450rpm)	Çevrim Oranı <i>Ratio</i> Übersetzung i	Çıkış Devri <i>Output Speeds</i> Abtriebs-drehzahlen n2 [r.p.m] (n1=1450rpm)	Tipi <i>Type</i> Typ	Pe= Nominal Güç [kW] (Servis Faktörü fs=1,0 için) <i>Pe= Nominal Power [kW] (For Service Factor fs=1,0)</i> Pe= NennLeistung [kW] (Bei Betriebsfaktor fs=1,0)						Güv. Rad.Yük Çıkış <i>Per.O.Loads (Output)</i>	Güv.Rad.Yük Giriş <i>Per.O.Loads (Input)</i>	Ağırlık <i>Weight</i> Gewicht [kg]	Ölçü Sayfası <i>Dim. Page</i> Maße Seite
				Giriş devri[d/d] / Input speed[rpm] / Antriebsdrehzahl[upm]									
				n1=2900	n1=1450	n1=950	n1=725	n1=475	n1=360	Fqam [N] (n1=1450rpm)	Fqem [N] (n1=1450rpm)		
				450	30,48	48	MT273	3,7	2,4	1,6	1,2	0,78	0,59
450	36,55	40	NT273	3,3	2,0	1,3	1,0	0,65	0,50	2933	1343	28	
450	42,41	34		3,0	1,7	1,1	0,86	0,56	0,43	3461	1480		
450	50,59	29		2,7	1,4	0,94	0,72	0,47	0,36	4123	1508		
450	60,66	24		2,4	1,2	0,79	0,60	0,40	0,30	4845	1532		
450	73,35	20		2,0	0,99	0,65	0,50	0,33	0,28	5650	1552		
450	83,83	17		1,7	0,87	0,57	0,44	0,29	0,24	6247	1565		
450	96,52	15		1,5	0,76	0,50	0,38	0,25	0,21	6700	1576		
450	113,52	13		1,3	0,65	0,43	0,33	0,24	0,18	6700	1586		
450	121,03	12		1,2	0,61	0,40	0,31	0,22	0,17	6700	1590		
450	138,55	10		1,1	0,53	0,35	0,27	0,20	0,15	6700	1598		
450	149,02	9,7	MT275	1,0	0,51	0,34	0,26	0,19	0,14	6700	684	39	339
450	180,21	8,0	NT275	0,85	0,42	0,28	0,24	0,15	0,12	6700	716	41	
450	205,95	7,0		0,74	0,37	0,27	0,21	0,14	0,10	6700	735		
450	215,91	6,7		0,71	0,35	0,26	0,20	0,13	0,10	6700	736		
450	252,20	5,7		0,61	0,30	0,22	0,17	0,11	0,08	6700	743		
450	332,52	4,4		0,51	0,26	0,19	0,14	0,09	0,07	6700	786		
450	358,33	4,0		0,47	0,24	0,17	0,13	0,09	0,07	6700	789		
450	418,57	3,5		0,41	0,20	0,15	0,11	0,07	0,06	6700	793		
450	499,32	2,9		0,34	0,17	0,12	0,09	0,06	0,05	6700	806		
450	598,70	2,4		0,29	0,14	0,10	0,08	0,05	0,04	6700	816		
450	724,01	2,0		0,26	0,12	0,09	0,07	0,04	0,03	6700	825		
450	827,44	1,8		0,23	0,10	0,08	0,06	0,04	0,03	6700	831		
450	952,64	1,5		0,20	0,09	0,07	0,05	0,03	0,02	6700	836		
450	1120,49	1,3		0,17	0,08	0,06	0,04	0,03	0,02	6700	841		
450	1194,61	1,2		0,16	0,07	0,05	0,04	0,03	0,02	6700	843		
450	1463,49	0,99	MT276	0,13	0,06	0,04	0,03	0,02	0,02	6700	848	40	339
450	1769,80	0,82	NT276	0,11	0,05	0,04	0,03	0,02	0,01	6700	851	42	
450	2022,63	0,72		0,10	0,04	0,03	0,02	0,02	0,01	6700	854		
450	2328,68	0,62		0,08	0,04	0,03	0,02	0,01	0,01	6700	856		
450	2738,97	0,53		0,07	0,03	0,02	0,02	0,01	0,01	6700	858		
450	2920,17	0,50		0,07	0,03	0,02	0,02	0,01	0,01	6700	859		
220	3,15	460	MT282	17	11	8,2	6,5	5,3	4,4	2212	-	37	340
240	3,64	398	NT282	16	10	7,9	6,5	4,8	4,1	2153	-	39	
260	4,20	345		16	9,7	7,8	6,2	4,8	3,9	2106	-		
280	4,62	314		16	9,5	7,8	6,1	4,6	3,8	1960	-		
320	5,35	271		15	9,4	7,7	6,1	4,6	3,8	1584	-		
360	6,25	232		15	9,1	6,9	5,7	4,4	3,7	1247	-		
370	7,21	201		13	8,1	6,2	5,0	4,0	3,2	2419	-		
390	8,33	174		11	7,4	5,6	4,6	3,5	2,8	2509	-		
400	9,61	151		10	6,5	4,9	4,0	3,1	2,5	2774	102		
410	10,57	137		9,49	6,1	4,6	3,7	3,0	2,2	2907	156		
420	12,24	118		8,71	5,4	4,1	3,4	2,6	1,9	3220	289		
440	14,31	101		7,69	4,9	3,8	3,1	2,2	1,7	3429	301		
470	16,91	86		6,89	4,4	3,3	2,7	1,9	1,4	3550	208		
480	19,06	76		6,29	4,0	3,1	2,5	1,6	1,3	3837	251		
500	21,66	67		5,83	3,7	2,8	2,2	1,5	1,1	4018	193		
530	25,23	57		5,26	3,3	2,5	1,9	1,2	0,94	4167	64		
560	30,37	48		4,59	2,9	2,1	1,6	1,0	0,78	4493	-		
270	18,33	79	MT283	3,6	2,4	1,9	1,6	1,2	1,1	6793	1822	38	340
290	20,25	72	NT283	3,5	2,3	1,8	1,5	1,2	0,99	7049	1811	40	
320	23,63	61		3,2	2,2	1,7	1,4	1,1	0,90	7456	1796		
340	27,80	52		2,9	2,0	1,5	1,3	1,0	0,83	5566	1795		
480	30,82	47		3,8	2,5	2,0	1,6	1,0	0,79	5446	1857		
515	35,98	40		3,5	2,3	1,8	1,4	0,89	0,67	5697	1860		
550	41,96	35		3,3	2,1	1,5	1,2	0,76	0,58	5967	1867		
570	46,37	31		3,0	2,0	1,4	1,1	0,69	0,52	6164	1869		




Motorsuz Güç Devir Sayfaları

Gear Units Performance Tables

Leistung und Drehzahlübersicht von Getriebe



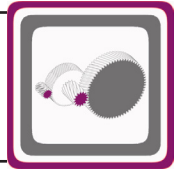
Anma Momenti <i>Nominal Torques</i> Nenn-drehmomente Ma [Nm] (n1=1450rpm)	Çevrim Oranı <i>Ratio</i> Übersetzung i	Çıkış Devri <i>Output Speeds</i> Abtriebs-drehzahlen n2 [r.p.m] (n1=1450rpm)	Tipi <i>Type</i> Typ	Pe= Nominal Güç [kW] (Servis Faktörü fs=1,0 için) <i>Pe= Nominal Power [kW] (For Service Factor fs=1,0)</i> Pe= NennLeistung [kW] (Bei Betriebsfaktor fs=1,0)						Güv. Rad.Yük Çıkış <i>Per.O.Loads (Output)</i> Zul.Querkräfte (Abtrieb) Fqam [N] (n1=1450rpm)	Güv.Rad.Yük Giriş <i>Per.O.Loads (Input)</i> Zul.Querkräfte (Antrieb) Fqem [N] (n1=1450rpm)	Ağırlık <i>Weight</i> Gewicht [kg]	Ölçü Sayfası <i>Dim. Page</i> Maße Seite
				Giriş devri[d/d] / Input speed[rpm] / Antriebsdrehzahl[upm]									
				n1=2900	n1=1450	n1=950	n1=725	n1=475	n1=360				
600	54,12	27	MT283	2,7	1,8	1,2	0,90	0,59	0,45	6490	1874	38	340
600	63,65	23	NT283	2,5	1,5	1,0	0,77	0,50	0,38	6979	1894	40	
600	75,68	19		2,3	1,3	0,85	0,65	0,42	0,32	7530	1913		
600	85,60	17		2,1	1,1	0,75	0,57	0,38	0,29	7942	1924		
600	97,62	15		1,9	1,0	0,66	0,50	0,33	0,25	8400	1934		
600	114,14	13		1,7	0,86	0,56	0,43	0,28	0,24	8973	1945		
600	137,91	11		1,4	0,71	0,47	0,36	0,26	0,20	9150	1956		
600	158,52	9,1	MT284	1,3	0,63	0,41	0,31	0,23	0,17	9150	1581	39	341
600	175,17	8,3	NT284	1,1	0,57	0,37	0,28	0,21	0,16	9150	1603	41	
600	204,44	7,1		0,97	0,49	0,32	0,27	0,18	0,13	9150	1635		
600	240,47	6,0		0,83	0,41	0,27	0,23	0,15	0,11	9150	1663		
600	285,89	5,1		0,70	0,35	0,25	0,19	0,13	0,10	9150	1688		
600	323,39	4,5		0,62	0,31	0,22	0,17	0,11	0,09	9150	1703		
600	368,77	3,9		0,54	0,27	0,20	0,15	0,10	0,07	9150	1718		
600	431,18	3,4		0,51	0,26	0,19	0,14	0,09	0,07	9150	1778		
600	376,94	3,8	MT285	0,54	0,27	0,20	0,15	0,10	0,07	9150	1053	58	342
600	443,37	3,3	NT285	0,51	0,26	0,19	0,14	0,09	0,07	9150	1068	60	
600	491,50	3,0		0,46	0,23	0,17	0,13	0,08	0,06	9150	1077		
600	573,81	2,5		0,40	0,20	0,14	0,11	0,07	0,05	9150	1089		
600	669,25	2,2		0,34	0,17	0,12	0,09	0,06	0,05	9150	1098		
600	739,53	2,0		0,31	0,15	0,11	0,09	0,06	0,04	9150	1104		
600	863,11	1,7		0,26	0,13	0,10	0,07	0,05	0,04	9150	1111		
600	1015,21	1,4		0,25	0,11	0,08	0,06	0,04	0,03	9150	1118		
600	1206,98	1,2		0,21	0,09	0,07	0,05	0,03	0,03	9150	1124		
600	1365,28	1,1		0,19	0,08	0,06	0,05	0,03	0,02	9150	1128		
600	1817,07	0,80	MT286	0,14	0,06	0,05	0,04	0,02	0,02	9150	1135	59	342
600	2119,30	0,68	NT286	0,12	0,06	0,04	0,03	0,02	0,02	9150	1138	61	
600	2341,83	0,62		0,11	0,05	0,04	0,03	0,02	0,01	9150	1140		
600	2733,17	0,53		0,09	0,04	0,03	0,02	0,02	0,01	9150	1143		
600	3214,82	0,45		0,08	0,04	0,03	0,02	0,01	0,01	9150	1145		
385	3,28	443	MT372	29	18	14	11	8,8	7,3	882	-	45	343
410	3,74	388	NT372	27	17	13	11	8,4	6,9	782	-	48	
445	4,29	338		25	16	12	10	7,8	6,4	531	-		
475	4,96	292		24	15	12	9,3	7,3	6,0	411	-		
510	5,23	277		24	15	12	9,5	7,3	6,1	955	-		
530	5,97	243		22	14	11	8,7	6,8	5,4	1046	-		
560	6,84	212		20	13	9,8	8,0	6,2	4,7	1012	-		
560	8,25	176		17	11	8,1	6,6	5,2	3,9	2345	-		
590	9,41	154		15	9,9	7,5	6,0	4,5	3,4	2379	-		
620	10,80	134		14	9,0	6,8	5,6	3,9	3,0	2456	-		
650	12,48	116		13	8,2	6,3	5,1	3,4	2,6	2586	-		
670	13,53	107		12	7,8	5,9	4,8	3,2	2,4	2623	-		
710	16,20	90		11	6,9	5,3	4,0	2,6	2,0	2807	-		
740	18,45	79		10	6,3	4,6	3,5	2,3	1,8	2952	-		
770	20,62	70		9,3	5,9	4,1	3,2	2,1	1,6	3033	-		
805	23,33	62		8,5	5,5	3,7	2,8	1,8	1,4	3122	-		
650	18,68	78	MT373	8,6	5,5	4,2	3,4	2,3	1,8	4992	1054	47	343
650	20,64	70	NT373	7,8	5,0	3,9	3,2	2,1	1,6	5243	1219	50	
650	21,65	67		7,5	4,8	3,8	3,0	2,0	1,5	5509	1550		
710	25,27	57		6,8	4,5	3,4	2,6	1,7	1,3	5712	1545		
750	29,47	49		6,1	4,1	2,9	2,2	1,5	1,1	6004	1564		
780	35,25	41		5,4	3,5	2,5	1,9	1,2	0,94	6429	1730		
820	41,16	35		4,8	3,2	2,1	1,6	1,1	0,80	6774	1745		
820	48,00	30		4,3	2,7	1,8	1,4	0,91	0,69	7281	1784		
820	53,04	27		4,1	2,5	1,6	1,3	0,82	0,62	7623	1803		
820	61,91	23		3,5	2,1	1,4	1,1	0,71	0,54	8177	1830		




Motorsuz Güç Devir Sayfaları

Gear Units Performance Tables

Leistung und Drehzahlübersicht von Getriebe



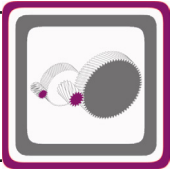
Anma Momenti <i>Nominal Torques</i> Nenn-drehmomente Ma [Nm] (n1=1450rpm)	Çevrim Oranı	Çıkış Devri	Tipi	Pe= Nominal Güç [kW] (Servis Faktörü fs=1,0 için)						Güv. Rad.Yük Çıkış	Güv.Rad.Yük Giriş	Ağırlık	Ölçü Sayfası
	Ratio	Output Speeds		Ttype	Pe= Nominal Power [kW] (For Service Factor fs=1,0)						Per.O.Loads (Output)		
	Übersetzung	Abtriebs-drehzahlen	Typ		Giriş devri[d/d] / Input speed[rpm] / Antriebsdrehzahl[upm]						Zul.Querkräfte (Abtrieb)	Zul.Querkräfte (Antrieb)	Gewicht
	i	n2 [r.p.m] (n1=1450rpm)		n1=2900	n1=1450	n1=950	n1=725	n1=475	n1=360	Fqam [N] (n1=1450rpm)	Fqem [N] (n1=1450rpm)	[kg]	
820	72,81	20	MT373	3,2	1,8	1,2	0,92	0,60	0,46	8790	1854	47	343
820	86,57	17	NT373	2,8	1,5	1,0	0,77	0,51	0,39	9481	1876	50	
820	97,92	15		2,6	1,4	0,89	0,68	0,45	0,34	9999	1889		
820	111,67	13		2,4	1,2	0,79	0,60	0,40	0,30	10574	1902		
820	138,72	10		1,9	0,97	0,64	0,49	0,32	0,27	11581	1919		
820	157,76	9,2		1,7	0,85	0,56	0,43	0,28	0,24	11600	1928		
820	181,34	8,0	MT374	1,5	0,75	0,49	0,37	0,27	0,21	11600	745	57	344
820	200,38	7,2	NT374	1,4	0,68	0,44	0,34	0,25	0,19	11600	885	60	
820	233,86	6,2		1,2	0,58	0,38	0,29	0,21	0,16	11600	1598		
820	275,08	5,3		0,99	0,49	0,32	0,27	0,18	0,14	11600	1632		
820	327,04	4,4		0,83	0,42	0,27	0,23	0,15	0,11	11600	1662		
820	369,93	3,9		0,74	0,37	0,27	0,20	0,13	0,10	11600	1680		
820	421,85	3,4		0,65	0,32	0,24	0,18	0,12	0,09	11600	1698		
820	524,07	2,8		0,52	0,26	0,19	0,14	0,09	0,07	11600	1722		
820	488,82	3,0	MT375	0,57	0,28	0,21	0,16	0,10	0,08	11600	1076	63	345
820	533,70	2,7	NT375	0,52	0,26	0,19	0,15	0,10	0,07	11600	1080	66	
820	631,45	2,3		0,49	0,25	0,18	0,14	0,09	0,07	11600	1084		
820	676,02	2,1		0,46	0,23	0,17	0,13	0,08	0,06	11600	1085		
820	765,58	1,9		0,41	0,20	0,15	0,11	0,07	0,06	11600	1087		
820	845,97	1,7		0,37	0,18	0,13	0,10	0,07	0,05	11600	1094		
820	987,33	1,5		0,32	0,16	0,11	0,09	0,06	0,04	11600	1103		
820	1161,33	1,2		0,27	0,13	0,10	0,07	0,05	0,04	11600	1111		
820	1380,71	1,1		0,25	0,11	0,08	0,06	0,04	0,03	11600	1118		
820	1561,78	0,93		0,22	0,10	0,07	0,06	0,04	0,03	11600	1123		
820	1690,05	0,86	MT376	0,21	0,09	0,07	0,05	0,03	0,03	11600	1132	65	345
820	1999,59	0,73	NT376	0,18	0,08	0,06	0,04	0,03	0,02	11600	1134	68	
820	2140,73	0,68		0,17	0,07	0,05	0,04	0,03	0,02	11600	1134		
820	2424,34	0,60		0,15	0,07	0,05	0,04	0,02	0,02	11600	1135		
820	2678,89	0,54		0,13	0,06	0,04	0,03	0,02	0,02	11600	1137		
820	3126,56	0,46		0,11	0,05	0,04	0,03	0,02	0,01	11600	1140		
820	3677,53	0,39		0,10	0,04	0,03	0,02	0,02	0,01	11600	1142		
820	4372,24	0,33		0,08	0,04	0,03	0,02	0,01	0,01	11600	1145		
820	4945,64	0,29		0,07	0,03	0,02	0,02	0,01	0,01	11600	1146		
590	3,27	444	MT472	-	28	22	18	14	11	5155	-	76	346
650	3,83	378	NT472	41	26	20	16	13	11	5346	-	80	
710	4,54	320		38	24	19	15	12	9,8	5578	-		
800	4,89	297		41	26	19	16	12	9,8	5471	-		
925	5,66	256		-	26	20	16	12	9,9	5775	-		
985	6,65	218		38	23	17	14	11	8,8	6065	-		
1020	7,87	184		33	20	15	12	9,5	7,8	6482	-		
1025	8,47	171		31	19	14	12	8,8	7,2	6706	-		
1050	9,53	152		28	17	13	11	8,1	6,4	7024	-		
1100	10,79	134		26	16	12	9,7	7,4	5,7	7304	-		
1165	12,05	120		25	15	11	9,2	6,7	5,1	7668	-		
1205	13,56	107		23	14	10	8,5	5,9	4,5	7994	-		
1250	15,35	94		21	13	9,6	7,7	5,2	4,0	8350	-		
1295	17,25	84		19	12	8,9	7,1	4,7	3,5	8693	-		
1450	18,72	77		20	12	8,6	6,5	4,3	3,3	8586	-		
1455	22,15	65		18	10	7,3	5,5	3,6	2,8	9311	-		
1550	18,04	80	MT473	14	14	9,0	6,9	4,5	3,4	7923	-	78	346
1550	21,74	67	NT473	13	11	7,5	5,7	3,8	2,9	8734	-	82	
1550	25,67	56		14	9,6	6,3	4,8	3,2	2,4	9717	501		
1550	30,93	47		13	8,0	5,2	4,0	2,6	2,0	10629	932		
1550	37,45	39		11	6,6	4,3	3,3	2,2	1,7	11627	1297		
1550	42,75	34		9,7	5,8	3,8	2,9	1,9	1,5	12354	1511		




Motorsuz Güç Devir Sayfaları

Gear Units Performance Tables

Leistung und Drehzahlübersicht von Getriebe



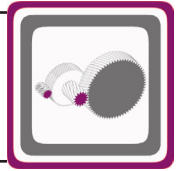
Anma Momenti Nominal Torques Nenn-drehmomente Ma [Nm] (n1=1450rpm)	Çevrim Oranı	Çıkış Devri	Tipi	Pe= Nominal Güç [kW] (Servis Faktörü fs=1,0 için)						Güv. Rad.Yük Çıkış	Güv.Rad.Yük Giriş	Ağırlık	Ölçü Sayfası
	Ratio	Output Speeds		Type	Pe= Nominal Power [kW] (For Service Factor fs=1,0)						Per.O.Loads (Output)		
	Übersetzung	Abtriebs-drehzahlen	Typ	Giriş devri[d/d] / Input speed[rpm] / Antriebsdrehzahl[upm]						Zul.Querkräfte (Abtrieb)	Zul.Querkräfte (Antrieb)	Gewicht	Maße Seite
	i	n2 [r.p.m] (n1=1450rpm)		n1=2900	n1=1450	n1=950	n1=725	n1=475	n1=360	Fqam [N] (n1=1450rpm)	Fqem [N] (n1=1450rpm)	[kg]	
1550	49,05	30	MT473	8,8	5,1	3,3	2,6	1,7	1,3	13146	1585	78	346
1550	55,82	26	NT473	8,0	4,4	2,9	2,2	1,5	1,1	13924	1819	82	
1550	63,70	23		7,3	3,9	2,6	2,0	1,3	0,98	14755	1857		
1550	73,09	20		6,8	3,4	2,2	1,7	1,1	0,86	15600	1891		
1550	86,52	17		5,7	2,9	1,9	1,5	0,95	0,72	15600	1930		
1550	91,58	16		5,4	2,7	1,8	1,4	0,90	0,68	15600	1941		
1550	109,64	13		4,5	2,3	1,5	1,2	0,76	0,57	15600	1971		
1550	124,85	12		4,0	2,0	1,3	1,0	0,66	0,50	15600	1989		
1550	139,54	10		3,6	1,8	1,2	0,91	0,60	0,45	15600	2006		
1550	157,90	9,2		3,2	1,6	1,1	0,80	0,53	0,40	15600	2020		
1550	194,05	7,5		2,6	1,3	0,86	0,66	0,43	0,33	15600	2039		
1550	219,00	6,6		2,3	1,2	0,76	0,58	0,38	0,29	15600	2047		
1550	229,46	6,3	MT474	2,2	1,1	0,73	0,56	0,36	0,28	15600	1470	72	347
1550	259,55	5,6	NT474	2,0	0,98	0,64	0,49	0,32	0,27	15600	1480	76	
1550	295,98	4,9		1,7	0,86	0,57	0,43	0,28	0,24	15600	1489		
1550	346,07	4,2		1,5	0,74	0,48	0,37	0,27	0,20	15600	1498		
1550	418,16	3,5		1,2	0,61	0,40	0,31	0,22	0,17	15600	1507		
1550	442,61	3,3		1,2	0,58	0,38	0,29	0,21	0,16	15600	1519		
1550	529,93	2,7		0,97	0,49	0,32	0,27	0,18	0,13	15600	1553		
1550	603,46	2,4		0,85	0,43	0,28	0,24	0,16	0,12	15600	1574		
1550	674,46	2,1		0,76	0,38	0,28	0,21	0,14	0,11	15600	1590		
1550	726,85	2,0	MT475	0,72	0,36	0,26	0,20	0,13	0,10	15600	1751	88	348
1550	871,52	1,7	NT475	0,60	0,30	0,22	0,17	0,11	0,08	15600	1756	92	
1550	934,94	1,6		0,56	0,28	0,20	0,16	0,10	0,08	15600	1758		
1550	1053,93	1,4		0,56	0,28	0,20	0,15	0,10	0,08	15600	1761		
1550	1204,49	1,2		0,49	0,24	0,18	0,14	0,09	0,07	15600	1764		
1550	1285,79	1,1		0,46	0,23	0,17	0,13	0,08	0,06	15600	1765		
1550	1386,75	1,0		0,42	0,21	0,15	0,12	0,08	0,06	15600	1767		
1550	1631,08	0,89		0,36	0,18	0,13	0,10	0,07	0,05	15600	1769		
1550	1738,98	0,83		0,34	0,17	0,12	0,09	0,06	0,05	15600	1770		
1550	1990,76	0,73		0,30	0,15	0,11	0,08	0,05	0,04	15600	1772		
1550	2107,15	0,69		0,28	0,14	0,10	0,08	0,05	0,04	15600	1775		
1550	2522,85	0,57		0,26	0,12	0,09	0,06	0,04	0,03	15600	1782		
1550	3115,96	0,47	MT476	0,21	0,10	0,07	0,05	0,03	0,03	15600	1801	90	348
1550	3561,10	0,41	NT476	0,19	0,08	0,06	0,05	0,03	0,02	15600	1802	94	
1550	3801,48	0,38		0,18	0,08	0,06	0,04	0,03	0,02	15600	1802		
1550	4099,95	0,35		0,16	0,07	0,05	0,04	0,03	0,02	15600	1803		
1550	4822,33	0,30		0,14	0,06	0,05	0,03	0,02	0,02	15600	1804		
1550	5141,34	0,28		0,13	0,06	0,04	0,03	0,02	0,02	15600	1804		
1550	5885,71	0,25		0,11	0,05	0,04	0,03	0,02	0,01	15600	1805		
1550	6229,83	0,23		0,11	0,05	0,04	0,03	0,02	0,01	15600	1806		
1550	7458,85	0,19		0,09	0,04	0,03	0,02	0,01	0,01	15600	1808		
1830	4,37	332	MT572	-	65	49	40	31	27	7606	-	109	349
1910	4,95	293	NT572	-	60	46	37	29	24	7923	-	119	
1980	5,63	258		-	55	42	34	26	21	8305	-		
2080	6,43	225		-	51	38	31	24	18	8663	-		
2180	7,41	196		-	46	35	28	21	16	9083	-		
2160	8,34	174		-	41	30	25	19	14	10086	-		
2200	9,48	153		-	36	27	22	16	13	10654	-		
2250	10,85	134		-	33	24	20	14	11	11258	-		
2320	12,50	116		-	29	22	18	13	9,4	11892	-		
2390	14,54	100		42	26	19	16	11	8,1	12621	-		
2460	17,07	85		37	23	17	14	9,1	6,9	13454	-		
2520	19,15	76		34	21	16	12	8,1	6,2	14065	-		
2650	23,02	63		29	18	13	10	6,8	5,1	15021	-		
2750	27,00	54		26	16	12	8,8	5,8	4,4	15943	-		




Motorsuz Güç Devir Sayfaları

Gear Units Performance Tables

Leistung und Drehzahlübersicht von Getriebe



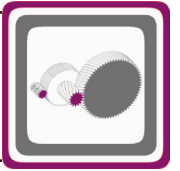
Anma Momenti <i>Nominal Torques</i> Nenn-drehmomente Ma [Nm] (n1=1450rpm)	Çevrim Oranı	Çıkış Devri	Tipi	Pe= Nominal Güç [kW] (Servis Faktörü fs=1,0 için)						Güv. Rad.Yük Çıkış	Güv.Rad.Yük Giriş	Ağırlık	Ölçü Sayfası	
	Ratio	Output Speeds		Type	Pe= Nominal Power [kW] (For Service Factor fs=1,0)						Per.O.Loads (Output)			Per.O.Loads (Input)
	Übersetzung	Abtriebs-drehzahlen	Typ		Giriş devri[d/d] / Input speed[rpm] / Antriebsdrehzahl[upm]						Zul.Querkräfte (Abtrieb)	Zul.Querkräfte (Antrieb)	Gewicht	Maße Seite
	i	n2 [r.p.m] (n1=1450rpm)			n1=2900	n1=1450	n1=950	n1=725	n1=475	n1=360	Fqam [N] (n1=1450rpm)	Fqem [N] (n1=1450rpm)		
2390	22,64	64	MT573	27	17	13	10	7,0	5,3	15500	470	111	349	
2520	26,54	55	NT573	24	15	11	9,0	5,9	4,5	16343	538	121		
2650	31,38	46		21	13	10	7,7	5,0	3,8	17314	601			
2750	35,31	41		20	12	8,9	6,8	4,5	3,4	18022	595			
2860	39,98	36		18	11	7,9	6,0	4,0	3,0	18799	559			
3000	48,74	30		16	10	6,5	4,9	3,3	2,5	19500	2621			
3000	54,74	26		14	8,8	5,8	4,4	2,9	2,2	19500	2960			
3000	64,72	22		13	7,4	4,9	3,7	2,5	1,9	19500	3030			
3000	72,81	20		12	6,6	4,3	3,3	2,2	1,7	19500	3073			
3000	82,45	18		11	5,8	3,8	2,9	1,9	1,5	19500	3112			
3000	100,53	14		9,5	4,8	3,2	2,4	1,6	1,2	19500	3165			
3000	118,95	12		8,1	4,1	2,7	2,1	1,3	1,0	19500	3202			
3000	134,45	11		7,2	3,6	2,4	1,8	1,2	0,90	19500	3226			
3000	153,61	9,4		6,3	3,2	2,1	1,6	1,0	0,79	19500	3248			
3000	167,32	8,7		5,8	2,9	1,9	1,5	0,96	0,73	19500	3262			
3000	194,15	7,5	MT574	5,1	2,5	1,7	1,3	0,83	0,63	19500	1601	128	350	
3000	221,40	6,5	NT574	4,5	2,2	1,5	1,1	0,73	0,55	19500	1623	138		
3000	258,87	5,6		3,8	1,9	1,3	0,96	0,63	0,47	19500	1647			
3000	291,25	5,0		3,4	1,7	1,1	0,85	0,56	0,42	19500	1712			
3000	301,59	4,8		3,3	1,6	1,1	0,82	0,54	0,41	19500	1826			
3000	343,91	4,2		2,9	1,4	0,94	0,72	0,47	0,36	19500	1840			
3000	402,12	3,6		2,5	1,2	0,81	0,62	0,40	0,31	19500	1855			
3000	485,89	3,0		2,1	1,0	0,67	0,51	0,34	0,25	19500	1871			
3000	574,90	2,5		1,7	0,87	0,57	0,43	0,28	0,24	19500	1927			
3000	620,62	2,3	MT575	1,7	0,82	0,54	0,41	0,27	0,23	19500	1514	132	351	
3000	698,26	2,1	NT575	1,5	0,73	0,48	0,37	0,27	0,20	19500	1548	142		
3000	790,68	1,8		1,3	0,65	0,42	0,32	0,24	0,18	19500	1580			
3000	964,05	1,5		1,1	0,53	0,35	0,27	0,19	0,15	19500	1623			
3000	1140,65	1,3		0,90	0,45	0,29	0,25	0,16	0,12	19500	1564			
3000	1259,61	1,2		0,81	0,41	0,27	0,23	0,15	0,11	19500	1670			
3000	1489,14	0,97		0,69	0,34	0,25	0,19	0,13	0,10	19500	1693			
3000	1675,43	0,87		0,61	0,31	0,22	0,17	0,11	0,08	19500	1708			
3000	1897,20	0,76		0,54	0,27	0,20	0,15	0,10	0,07	19500	1721			
3000	2313,18	0,63		0,49	0,25	0,18	0,14	0,09	0,07	19500	1739			
3000	2736,94	0,53		0,42	0,21	0,15	0,12	0,08	0,06	19500	1752			
3000	2850,22	0,51	MT576	0,41	0,20	0,15	0,11	0,07	0,06	19500	1754	134	351	
3000	3372,36	0,43	NT576	0,35	0,17	0,13	0,10	0,06	0,05	19500	1765	144		
3000	4402,68	0,33		0,27	0,13	0,10	0,07	0,05	0,04	19500	1778			
3000	4953,44	0,29		0,26	0,12	0,09	0,07	0,04	0,03	19500	1783			
3000	6838,96	0,21		0,19	0,09	0,06	0,05	0,03	0,02	19500	1794			
3000	8091,82	0,18		0,16	0,07	0,05	0,04	0,03	0,02	19500	1798			
2150	3,29	440	MT672	-	101	76	62	47	39	8750	-	171	352	
2400	3,79	383	NT672	-	99	74	60	46	38	8825	-	181		
2670	4,37	332		-	95	71	58	44	36	8909	-			
2700	4,53	320		-	93	70	56	43	35	9023	-			
2920	5,08	285		-	90	67	54	42	33	9112	-			
3170	5,73	253		-	86	65	52	39	29	9182	-			
2870	6,88	211		-	65	49	40	30	24	11622	-			
2920	7,91	183		-	58	43	35	27	21	12348	-			
2990	9,13	159		-	51	39	31	24	18	13103	-			
3030	9,47	153		-	50	38	30	23	18	13256	-			
3090	10,62	137		-	46	34	28	21	16	13891	-			
3170	11,97	121		-	42	31	25	19	14	14551	-			
3250	13,58	107		-	38	28	23	16	12	15290	-			
3350	15,53	93		55	34	25	21	14	11	16087	-			
3470	17,93	81		49	30	23	18	12	9,5	16969	-			
3580	20,74	70		44	27	20	16	11	8,2	17939	-			




Motorsuz Güç Devir Sayfaları

Gear Units Performance Tables

Leistung und Drehzahlübersicht von Getriebe



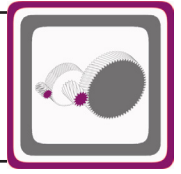
Anma Momenti <i>Nominal Torques</i> Nenn-drehmomente Ma [Nm] (n1=1450rpm)	Çevrim Oranı <i>Ratio</i> Übersetzung i	Çıkış Devri <i>Output Speeds</i> Abtriebs-drehzahlen n2 [r.p.m] (n1=1450rpm)	Tipi <i>Type</i> Typ	Pe= Nominal Güç [kW] (Servis Faktörü fs=1,0 için) <i>Pe= Nominal Power [kW] (For Service Factor fs=1,0)</i> Pe= NennLeistung [kW] (Bei Betriebsfaktor fs=1,0)						Güv. Rad.Yük Çıkış <i>Per.O.Loads (Output)</i> Zul.Querkräfte (Abtrieb) Fqam [N] (n1=1450rpm)	Güv.Rad.Yük Giriş <i>Per.O.Loads (Input)</i> Zul.Querkräfte (Antrieb) Fqem [N] (n1=1450rpm)	Ağırlık <i>Weight</i> Gewicht [kg]	Ölçü Sayfası <i>Dim. Page</i> Maße Seite
				Giriş devri[d/d] / Input speed[rpm] / Antriebsdrehzahl[upm]									
				n1=2900	n1=1450	n1=950	n1=725	n1=475	n1=360				
3680	23,18	63	MT672 NT672	40	25	19	15	9,6	7,3	18689	-	171 181	352
3530	26,66	54	MT673	-	20	16	13	8,5	6,4	20248	2575	199	352
3670	30,20	48	NT673	-	19	15	11	7,5	5,7	21127	2680	209	
3820	34,36	42		-	18	13	10	6,6	5,0	22076	2754		
3990	39,30	37		-	16	11	8,8	5,8	4,4	23099	2779		
4160	45,29	32		23	15	10	7,6	5,0	3,8	24263	2802		
4300	52,68	28		21	13	8,6	6,6	4,3	3,3	25671	2882		
4300	53,99	27		20	13	8,4	6,4	4,2	3,2	25956	3607		
4300	61,42	24		19	11	7,4	5,6	3,7	2,8	26500	3673		
4300	70,26	21		17	9,8	6,5	4,9	3,3	2,5	26500	3733		
4300	80,96	18		16	8,5	5,6	4,3	2,8	2,2	26500	3788		
4300	94,17	15		14	7,4	4,8	3,7	2,4	1,9	26500	3838		
4300	110,55	13		12	6,3	4,1	3,2	2,1	1,6	26500	3903		
4300	124,07	12		11	5,6	3,7	2,8	1,9	1,4	26500	3931		
4300	149,11	9,7		9,3	4,7	3,1	2,4	1,5	1,2	26500	3966		
4300	174,89	8,3		7,9	4,0	2,6	2,0	1,3	1,0	26500	3994		
4300	196,61	7,4		7,1	3,6	2,3	1,8	1,2	0,89	26500	4011		
4300	215,97	6,7	MT674	6,6	3,3	2,2	1,6	1,1	0,81	26500	1707	205	353
4300	245,67	5,9	NT674	5,8	2,9	1,9	1,4	0,95	0,72	26500	1815	215	
4300	281,02	5,2		5,1	2,5	1,7	1,3	0,83	0,63	26500	1913		
4300	323,82	4,5		4,4	2,2	1,4	1,1	0,72	0,55	26500	2004		
4300	376,69	3,8		3,8	1,9	1,2	0,95	0,62	0,47	26500	2088		
4300	442,20	3,3		3,2	1,6	1,1	0,80	0,53	0,40	26500	2164		
4300	500,39	2,9		2,9	1,4	0,93	0,71	0,47	0,35	26500	2176		
4300	583,04	2,5	MT675	2,5	1,3	0,82	0,62	0,41	0,31	26500	2037	214	354
4300	673,70	2,2	NT675	2,2	1,1	0,71	0,54	0,35	0,27	26500	2047	225	
4300	730,46	2,0		2,0	1,0	0,65	0,50	0,33	0,28	26500	2053		
4300	874,56	1,7		1,7	0,84	0,55	0,42	0,27	0,23	26500	2063		
4300	995,91	1,5		1,5	0,74	0,48	0,37	0,27	0,20	26500	2069		
4300	1113,08	1,3		1,3	0,66	0,43	0,33	0,24	0,18	26500	2074		
4300	1259,54	1,2		1,2	0,58	0,38	0,29	0,21	0,16	26500	2079		
4300	1432,74	1,01		1,0	0,51	0,34	0,26	0,19	0,14	26500	2097		
4300	1638,93	0,88		0,90	0,45	0,29	0,25	0,16	0,12	26500	2114		
4300	1888,53	0,77		0,78	0,39	0,26	0,22	0,14	0,11	26500	2130		
4300	2196,86	0,66		0,67	0,33	0,24	0,19	0,12	0,09	26500	2144		
4300	2578,93	0,56		0,57	0,28	0,21	0,16	0,10	0,08	26500	2157		
4300	2863,86	0,51	MT676	0,52	0,26	0,19	0,15	0,10	0,07	26500	2191	217	354
4300	3342,43	0,43	NT676	0,50	0,25	0,18	0,14	0,09	0,07	26500	2193	229	
4300	3931,45	0,37		0,43	0,21	0,15	0,12	0,08	0,06	26500	2196		
4300	4674,12	0,31		0,36	0,18	0,13	0,10	0,07	0,05	26500	2198		
4300	5287,12	0,27		0,32	0,16	0,12	0,09	0,06	0,04	26500	2199		
4300	6029,17	0,24		0,28	0,14	0,10	0,08	0,05	0,04	26500	2200		
4300	7490,08	0,19		0,25	0,11	0,08	0,06	0,04	0,03	26500	2202		
4300	8518,13	0,17		0,22	0,10	0,07	0,05	0,04	0,03	26500	2203		
4300	9689,49	0,15		0,19	0,09	0,06	0,05	0,03	0,02	26500	2206		
4300	11083,95	0,13		0,17	0,08	0,06	0,04	0,03	0,02	26500	2210		
4300	12771,99	0,11		0,15	0,07	0,05	0,04	0,02	0,02	26500	2213		
4300	14857,21	0,10		0,13	0,06	0,04	0,03	0,02	0,02	26500	2215		
4300	17441,07	0,08		0,11	0,05	0,04	0,03	0,02	0,01	26500	2218		
3680	4,73	307	MT772	-	121	91	73	56	46	46915	-	296	355
3990	5,38	269	NT772	-	115	87	70	54	44	47449	-	365	
4330	6,15	236		-	110	82	67	51	42	48003	-		
4490	6,52	222		-	107	81	65	50	41	48160	-		
4770	7,26	200		-	102	77	62	48	39	48690	-		
6200	8,46	171		-	114	87	71	49	37	46092	-		




Motorsuz Güç Devir Sayfaları

Gear Units Performance Tables

Leistung und Drehzahlübersicht von Getriebe



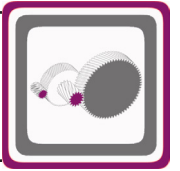
Anma Momenti <i>Nominal Torques</i> Nenn-drehmomente Ma [Nm] (n1=1450rpm)	Çevrim Oranı	Çıkış Devri	Tipi	Pe= Nominal Güç [kW] (Servis Faktörü fs=1,0 için)						Güv. Rad.Yük Çıkış	Güv.Rad.Yük Giriş	Ağırlık	Ölçü Sayfası
	Ratio	Output Speeds		Type	Pe= Nominal Power [kW] (For Service Factor fs=1,0)								
	Übersetzung	Abtriebs-drehzahlen	Typ		Pe= NennLeistung [kW] (Bei Betriebsfaktor fs=1,0)								
	i	n2 [r.p.m] (n1=1450rpm)			Giriş devri[d/d] / Input speed[rpm] / Antriebsdrehzahl[upm]						Zul.Querkräfte (Abtrieb)	Zul.Querkräfte (Antrieb)	Gewicht
			n1=2900	n1=1450	n1=950	n1=725	n1=475	n1=360	Fqam [N] (n1=1450rpm)	Fqem [N] (n1=1450rpm)	[kg]		
6470	9,62	151	MT772	-	105	80	65	43	33	47757	-	296	355
6770	11,00	132	NT772	-	96	73	57	38	29	49515	-	365	
6900	11,65	124		-	93	70	54	35	27	50302	-		
7140	12,98	112		-	86	63	48	32	24	51890	-		
7420	14,54	100		-	80	57	43	28	22	53475	-		
7710	16,39	88		-	74	50	38	25	19	51626	-		
7520	17,40	83	MT773	-	68	48	37	24	18	52000	-	259	355
7810	19,52	74	NT773	-	63	43	33	21	16	50500	-	320	
8000	22,62	64		-	56	37	28	19	14	48500	-		
8000	25,99	56		-	49	32	25	16	12	48500	-		
8000	30,00	48		-	42	28	21	14	11	48500	-		
8000	31,11	47		-	41	27	21	14	10	48500	-		
8000	34,89	42		-	36	24	18	12	9,2	48500	-		
8000	39,33	37		-	32	21	16	11	8,1	48500	-		
8000	44,17	33		-	29	19	15	9,5	7,3	48500	4355		
8000	50,75	29		-	25	17	13	8,3	6,3	48500	4494		
8000	58,59	25		-	22	14	11	7,2	5,5	48500	4619		
8000	60,76	24		-	21	14	11	7,0	5,3	48500	4629		
8000	68,15	21		-	19	12	9,4	6,2	4,7	48500	4714		
8000	76,81	19		-	17	11	8,4	5,5	4,2	48500	4792		
8000	87,13	17		-	15	9,7	7,4	4,9	3,7	48500	4865		
8000	99,63	15		26	13	8,5	6,5	4,3	3,2	48500	1932		
8000	115,06	13		22	11	7,4	5,6	3,7	2,8	48500	1995		
8000	133,05	11		19	9,7	6,4	4,9	3,2	2,4	48500	5070		
8000	148,73	9,7		17	8,7	5,7	4,4	2,9	2,2	48500	5106		
8000	178,78	8,1		14	7,2	4,8	3,6	2,4	1,8	48500	5159		
8000	208,82	6,9		12	6,2	4,1	3,1	2,1	1,6	48500	5195		
8000	190,96	7,6	MT774	14	6,9	4,5	3,4	2,3	1,7	48500	-	269	356
8000	214,17	6,8	NT774	12	6,1	4,0	3,1	2,0	1,5	48500	-	330	
8000	241,42	6,0		11	5,5	3,6	2,7	1,8	1,4	48500	546		
8000	273,85	5,3		9,6	4,8	3,2	2,4	1,6	1,2	48500	1188		
8000	313,11	4,6		8,4	4,2	2,8	2,1	1,4	1,1	48500	1634		
8000	361,62	4,0		7,3	3,7	2,4	1,8	1,2	0,91	48500	1764		
8000	418,17	3,5		6,3	3,2	2,1	1,6	1,0	0,78	48500	1877		
8000	467,43	3,1		5,7	2,8	1,9	1,4	0,93	0,70	48500	1953		
8000	532,29	2,7		5,0	2,5	1,6	1,2	0,82	0,62	48500	1976		
8000	594,92	2,4		4,5	2,2	1,5	1,1	0,73	0,55	48500	1997		
8000	641,40	2,3	MT775	4,2	2,1	1,4	1,1	0,69	0,52	48500	1721	328	357
8000	725,80	2,0	NT775	3,7	1,9	1,2	0,94	0,61	0,46	48500	1736	400	
8000	822,02	1,8		3,3	1,7	1,1	0,82	0,54	0,41	48500	1935		
8000	984,18	1,5		2,8	1,4	0,90	0,69	0,45	0,34	48500	1952		
8000	1120,74	1,3		2,4	1,2	0,80	0,61	0,40	0,30	48500	1962		
8000	1252,60	1,2		2,2	1,1	0,71	0,54	0,36	0,27	48500	1971		
8000	1417,41	1,0		1,9	0,96	0,63	0,48	0,32	0,27	48500	1978		
8000	1589,68	0,91		1,7	0,86	0,56	0,43	0,28	0,24	48500	2006		
8000	1791,91	0,81		1,5	0,76	0,50	0,38	0,28	0,21	48500	2031		
8000	2032,66	0,71		1,4	0,67	0,44	0,34	0,24	0,19	48500	2055		
8000	2324,10	0,62		1,2	0,59	0,39	0,29	0,21	0,16	48500	2077		
8000	2684,10	0,54		1,0	0,51	0,33	0,26	0,19	0,14	48500	2098		
8000	3103,85	0,47		0,88	0,44	0,29	0,24	0,16	0,12	48500	2116		
8000	3814,39	0,38		0,72	0,36	0,26	0,20	0,13	0,10	48500	2121		
8000	4263,81	0,34		0,64	0,32	0,23	0,18	0,12	0,09	48500	2133		
8000	4812,09	0,30		0,57	0,29	0,21	0,16	0,10	0,08	48500	2135		
8000	2916,59	0,50	MT776	0,96	0,48	0,31	0,27	0,17	0,13	48500	2160	332	357
8000	3222,83	0,45	NT776	0,87	0,43	0,28	0,24	0,16	0,12	48500	2164	405	
8000	3761,39	0,39		0,74	0,37	0,27	0,21	0,14	0,10	48500	2168		




Motorsuz Güç Devir Sayfaları

Gear Units Performance Tables

Leistung und Drehzahlübersicht von Getriebe



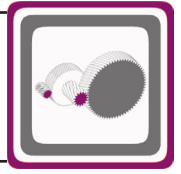
Anma Momenti <i>Nominal Torques</i> Nenn-drehmomente Ma [Nm] (n1=1450rpm)	Çevrim Oranı	Çıkış Devri	Tipi	Pe= Nominal Güç [kW] (Servis Faktörü fs=1,0 için)						Güv. Rad.Yük Çıkış	Güv.Rad.Yük Giriş	Ağırlık	Ölçü Sayfası
	Ratio	Output Speeds		Type	Pe= Nominal Power [kW] (For Service Factor fs=1,0)						Per.O.Loads (Output)		
	Übersetzung	Abtriebs-drehzahlen	Typ	Giriş devri[d/d] / Input speed[rpm] / Antriebsdrehzahl[upm]						Zul.Querkräfte (Abtrieb)	Zul.Querkräfte (Antrieb)	Gewicht	Maße Seite
	i	n2 [r.p.m] (n1=1450rpm)		n1=2900	n1=1450	n1=950	n1=725	n1=475	n1=360	Fqam [N] (n1=1450rpm)	Fqem [N] (n1=1450rpm)	[kg]	
8000	4424,24	0,33	MT776	0,63	0,32	0,23	0,18	0,12	0,09	48500	2172	332	357
8000	5260,00	0,28	NT776	0,53	0,27	0,19	0,15	0,10	0,07	48500	2175	405	
8000	5949,83	0,24		0,52	0,26	0,19	0,15	0,10	0,07	48500	2177		
8000	6784,90	0,21		0,46	0,23	0,17	0,13	0,08	0,06	48500	2179		
8000	8428,93	0,17		0,37	0,19	0,14	0,10	0,07	0,05	48500	2182		
8000	9585,84	0,15		0,33	0,16	0,12	0,09	0,06	0,05	48500	2184		
8000	10750,89	0,13		0,29	0,15	0,11	0,08	0,05	0,04	48500	2189		
8000	12118,56	0,12		0,26	0,13	0,09	0,07	0,05	0,04	48500	2194		
8000	13746,73	0,11		0,25	0,11	0,08	0,06	0,04	0,03	48500	2198		
8000	15717,68	0,09		0,22	0,10	0,07	0,06	0,04	0,03	48500	2203		
8000	18152,38	0,08		0,19	0,09	0,06	0,05	0,03	0,02	48500	2207		
8000	20991,08	0,07		0,17	0,07	0,05	0,04	0,03	0,02	48500	2210		
8000	23464,25	0,06		0,15	0,07	0,05	0,04	0,02	0,02	48500	2212		
8700	4,32	336	MT872	-	319	238	192	146	118	57369	-	550	358
9000	4,95	293	NT872	-	287	215	173	133	103	59951	-	560	
9550	5,22	278		-	289	216	175	129	98	42712	-		
9900	5,99	242		-	261	196	158	112	85	44736	-		
10200	6,64	218		-	243	182	146	101	77	46180	-		
10600	7,55	192		-	222	166	133	89	68	48005	-		
11200	8,87	163		-	200	149	116	76	58	75086	-		
11500	10,09	144		-	180	134	102	67	51	78329	-		
12700	11,59	125	MT873	-	177	119	91	59	45	74662	-	555	358
13000	13,30	109	NT873	-	158	103	79	52	39	72000	-	565	
13000	14,02	103		-	150	98	75	49	37	56769	-		
13000	16,09	90		-	131	86	65	43	32	61500	-		
13000	17,83	81		-	118	77	59	39	29	65164	-		
13000	20,28	72		-	104	68	52	34	26	69914	-		
13000	23,87	61		-	88	58	44	29	22	72000	-		
13000	27,39	53		-	77	50	38	25	19	72000	-		
13000	30,36	48		-	69	45	35	23	17	72000	-		
13000	34,53	42		-	61	40	30	20	15	72000	-		
13000	40,55	36		-	52	34	26	17	13	72000	570		
13000	46,12	31		-	46	30	23	15	11	72000	1722		
13000	52,86	27		-	40	26	20	13	9,9	72000	2253		
13000	56,54	26		74	37	24	19	12	9,2	72000	-		
13000	64,77	22		65	32	21	16	11	8,1	72000	-		
13000	75,51	19		56	28	18	14	9,1	6,9	72000	3485		
13000	86,51	17		49	24	16	12	8,0	6,0	72000	3895		
13000	99,81	15		42	21	14	11	6,9	5,2	72000	4492		
13000	110,17	13		38	19	12	9,5	6,2	4,7	72000	4631		
13000	107,60	13	MT874	39	20	13	9,9	6,5	4,9	72000	569	590	359
13000	125,70	12	NT874	34	17	11	8,5	5,5	4,2	72000	1172	600	
13000	147,61	9,8		29	14	9,5	7,2	4,7	3,6	72000	1704		
13000	174,68	8,3		24	12	8,0	6,1	4,0	3,0	72000	2176		
13000	188,08	7,7		23	11	7,4	5,7	3,7	2,8	72000	2568		
13000	211,60	6,9		20	10	6,6	5,0	3,3	2,5	72000	2638		
13000	239,61	6,1		18	8,9	5,8	4,5	2,9	2,2	72000	2697		
13000	292,15	5,0		15	7,3	4,8	3,7	2,4	1,8	72000	2774		
13000	345,67	4,2		12	6,2	4,1	3,1	2,0	1,5	72000	2831		
13000	390,74	3,7		11	5,5	3,6	2,8	1,8	1,4	72000	2867		
13000	446,42	3,2		9,6	4,8	3,2	2,4	1,6	1,2	72000	2901		
13000	495,97	2,9	MT875	8,9	4,4	2,9	2,2	1,5	1,1	72000	1470	618	360
13000	537,75	2,7	NT875	8,2	4,1	2,7	2,0	1,3	1,0	72000	1494	628	
13000	643,84	2,3		6,8	3,4	2,2	1,7	1,1	0,85	72000	1535		
13000	718,74	2,0		6,1	3,1	2,0	1,5	1,0	0,76	72000	1607		
13000	807,91	1,8		5,5	2,7	1,8	1,4	0,89	0,68	72000	1676		
13000	915,85	1,6		4,8	2,4	1,6	1,2	0,79	0,60	72000	1742		




Motorsuz Güç Devir Sayfaları

Gear Units Performance Tables

Leistung und Drehzahlübersicht von Getriebe



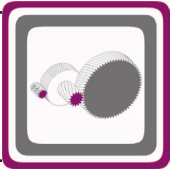
Anma Momenti <i>Nominal Torques</i> Nenn-drehmomente Ma [Nm] (n1=1450rpm)	Çevrim Oranı	Çıkış Devri	Tipi	Pe= Nominal Güç [kW] (Servis Faktörü fs=1,0 için)						Güv. Rad.Yük Çıkış	Güv.Rad.Yük Giriş	Ağırlık	Ölçü Sayfası
	Ratio	Output Speeds		Type	Pe= Nominal Power [kW] (For Service Factor fs=1,0)						Per.O.Loads (Output)		
	Übersetzung	Abtriebs-drehzahlen	Typ		Giriş devri[d/d] / Input speed[rpm] / Antriebsdrehzahl[upm]						Zul.Querkräfte (Abtrieb)	Zul.Querkräfte (Antrieb)	Gewicht
	i	n2 [r.p.m] (n1=1450rpm)		n1=2900	n1=1450	n1=950	n1=725	n1=475	n1=360	Fqam [N] (n1=1450rpm)	Fqem [N] (n1=1450rpm)	[kg]	
13000	1049,18	1,4	MT875	4,2	2,1	1,4	1,1	0,69	0,52	72000	1804	618	360
13000	1210,51	1,2	NT875	3,6	1,8	1,2	0,91	0,60	0,45	72000	1861	628	
13000	1336,15	1,1		3,3	1,7	1,1	0,83	0,54	0,41	72000	1896		
13000	1521,55	0,95		2,9	1,5	0,95	0,73	0,48	0,36	72000	1908		
13000	1700,56	0,85		2,6	1,3	0,85	0,65	0,43	0,32	72000	1919		
13000	1924,32	0,75		2,3	1,2	0,75	0,58	0,38	0,29	72000	1928		
13000	2108,33	0,69	MT876	2,1	1,1	0,70	0,54	0,35	0,27	72000	2061	620	360
13000	2460,65	0,59	NT876	1,8	0,92	0,60	0,46	0,30	0,25	72000	2072	630	
13000	2894,28	0,50		1,6	0,78	0,51	0,39	0,26	0,22	72000	2082		
13000	3441,02	0,42		1,3	0,66	0,43	0,33	0,24	0,18	72000	2090		
13000	3892,30	0,37		1,2	0,58	0,38	0,29	0,21	0,16	72000	2096		
13000	4438,59	0,33		1,0	0,51	0,34	0,26	0,19	0,14	72000	2101		
13000	4954,95	0,29		0,92	0,46	0,30	0,26	0,17	0,13	72000	2114		
13000	5569,66	0,26		0,82	0,41	0,27	0,23	0,15	0,11	72000	2127		
13000	6313,78	0,23		0,72	0,36	0,26	0,20	0,13	0,10	72000	2140		
13000	7233,00	0,20		0,63	0,32	0,23	0,18	0,12	0,09	72000	2152		
13000	8345,18	0,17		0,55	0,27	0,20	0,15	0,10	0,08	72000	2162		
13000	11443,34	0,13		0,44	0,22	0,16	0,12	0,08	0,06	72000	2172		
13000	13014,00	0,11		0,39	0,20	0,14	0,11	0,07	0,05	72000	2174		
13000	14977,32	0,10		0,34	0,17	0,12	0,09	0,06	0,05	72000	2176		
13000	17501,59	0,08		0,29	0,15	0,11	0,08	0,05	0,04	72000	2177		
9950	7,11	204	MT972	-	217	163	131	101	83	94943	23900	960	361
10700	7,92	183	NT972	-	210	157	127	97	80	97294	20793	1010	
11450	8,86	164		-	201	151	122	94	77	99973	15969		
12350	9,99	145		-	192	144	116	89	70	102771	9691		
18000	11,56	125		-	243	159	122	80	61	94500	11034		
18000	12,86	113		-	218	143	110	72	55	94500	15627		
18000	14,40	101		-	195	128	98	64	49	94500	19933		
18000	16,23	89		-	173	114	87	57	43	94500	23900		
18000	18,15	80	MT973	-	156	102	78	52	39	94500	23900	1000	361
18000	20,36	71	NT973	-	139	91	70	46	35	94500	23900	1050	
18000	22,95	63		-	123	81	62	41	31	94500	23900		
18000	26,03	56		-	109	72	55	36	27	94500	23900		
18000	29,49	49		-	96	63	48	32	24	94500	23900		
18000	33,08	44		-	86	57	43	28	22	94500	23900		
18000	37,29	39		-	76	50	38	25	19	94500	23900		
18000	42,30	34		-	67	44	34	22	17	94500	23900		
18000	48,86	30		-	58	38	29	19	15	94500	23900		
18000	54,80	26		-	52	34	26	17	13	94500	23900		
18000	61,77	23		-	46	30	23	15	12	94500	23900		
18000	70,07	21		-	41	27	21	14	10	94500	23900		
18000	82,20	18		-	35	23	18	12	8,8	94500	23900		
18000	91,56	16		-	31	21	16	10	7,9	94500	23900		
18000	102,69	14		-	28	18	14	9,3	7,1	94500	23900		
18000	116,17	12		-	25	16	13	8,2	6,2	94500	23900		
18000	132,83	11		43	22	14	11	7,2	5,5	94500	23900		
18000	150,02	9,7		38	19	13	9,7	6,4	4,8	94500	23900		
18000	166,73	8,7		35	17	11	8,7	5,8	4,4	94500	23900		
18000	186,95	7,8		31	16	10	7,8	5,1	3,9	94500	23900		
18000	172,08	8,4	MT974	34	17	11	8,5	5,6	4,2	94500	-	1050	362
18000	193,13	7,5	NT974	30	15	10	7,6	5,0	3,8	94500	333	1100	
18000	216,03	6,7		27	14	8,9	6,8	4,5	3,4	94500	496		
18000	272,24	5,3		22	11	7,1	5,4	3,6	2,7	94500	1009		
18000	305,33	4,7		19	9,7	6,3	4,8	3,2	2,4	94500	2129		
18000	344,17	4,2		17	8,6	5,6	4,3	2,8	2,1	94500	3134		
18000	390,41	3,7		15	7,6	5,0	3,8	2,5	1,9	94500	3339		
18000	457,99	3,2		13	6,5	4,2	3,2	2,1	1,6	94500	3565		



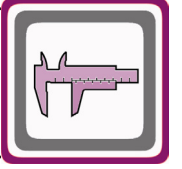
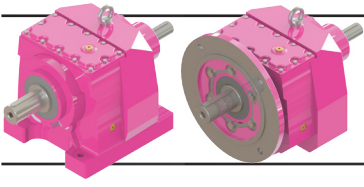
Motorsuz Güç Devir Sayfaları

Gear Units Performance Tables

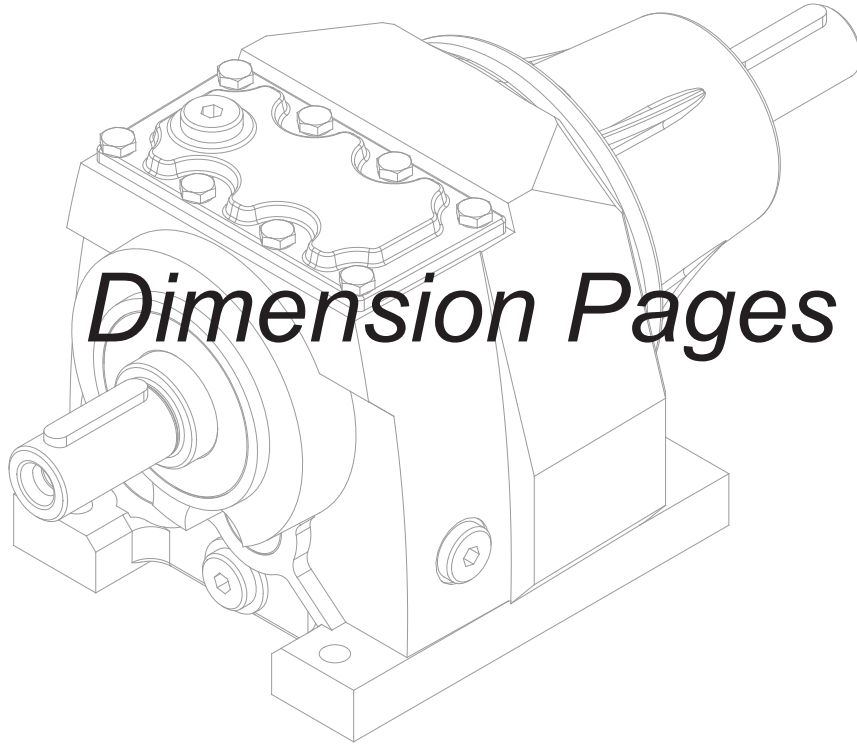
Leistung und Drehzahlübersicht von Getriebe



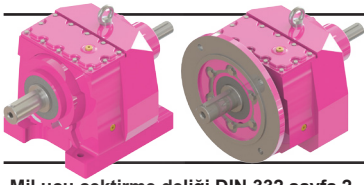
Anma Momenti <i>Nominal Torques</i> Nenn-drehmomente Ma [Nm] (n1=1450rpm)	Çevrim Oranı	Çıkış Devri	Tipi	Pe= Nominal Güç [kW] (Servis Faktörü fs=1,0 için)						Güv. Rad. Yük Çıkış	Güv. Rad. Yük Giriş	Ağırlık	Ölçü Sayfası
	Ratio	Output Speeds		Type	Pe= Nominal Power [kW] (For Service Factor fs=1,0)						Per.O.Loads (Output)		
	Übersetzung	Abtriebs-drehzahlen	Typ	Giriş devri[d/d] / Input speed[rpm] / Antriebsdrehzahl[upm]						Zul. Querkräfte (Abtrieb)	Zul. Querkräfte (Antrieb)	Gewicht	Maße Seite
	i	n2 [r.p.m] (n1=1450rpm)		n1=2900	n1=1450	n1=950	n1=725	n1=475	n1=360	Fqam [N] (n1=1450rpm)	Fqem [N] (n1=1450rpm)	[kg]	
18000	510,11	2,8	MT974 NT974	11	5,6	3,6	3,0	1,8	1,4	94500	3755	1050 1100	362
18000	462,18	3,1	MT975	13	6,5	4,3	3,3	2,1	1,6	94500	1743	1100	363
18000	546,94	2,7	NT975	11	5,5	3,6	2,8	1,8	1,4	94500	1801	1150	
18000	588,87	2,5		10	5,1	3,4	2,6	1,7	1,3	94500	1844		
18000	662,54	2,2		9,1	4,6	3,0	2,3	1,5	1,1	94500	1876		
18000	750,24	1,9		8,1	4,0	2,7	2,0	1,3	1,0	94500	1905		
18000	842,80	1,7		7,2	3,6	2,4	1,8	1,2	0,90	94500	1922		
18000	914,74	1,6		6,6	3,3	2,2	1,7	1,1	0,82	94500	1943		
18000	1082,31	1,3		5,6	2,8	1,8	1,4	0,92	0,70	94500	1971		
18000	1213,85	1,2		5,0	2,5	1,7	1,3	0,82	0,62	94500	2040		
18000	1368,27	1,1		4,5	2,2	1,5	1,1	0,73	0,55	94500	2103		
18000	1552,10	0,93		3,9	2,0	1,3	0,98	0,64	0,49	94500	2162		
18000	1820,78	0,80		3,4	1,7	1,1	0,84	0,55	0,42	94500	2226		
18000	2027,97	0,71		3,0	1,5	0,99	0,75	0,49	0,37	94500	2265		
18000	2836,64	0,51	MT976	2,2	1,1	0,72	0,55	0,36	0,27	94500	2396	1105	363
18000	3594,81	0,40	NT976	1,7	0,87	0,57	0,43	0,28	0,24	94500	2411	1155	
18000	4227,50	0,34		1,5	0,74	0,48	0,37	0,27	0,20	94500	2463		
18000	4474,67	0,32		1,4	0,70	0,46	0,35	0,25	0,19	94500	2466		
18000	5357,43	0,27		1,2	0,59	0,38	0,29	0,21	0,16	94500	2473		
18000	6842,29	0,21		0,92	0,46	0,30	0,26	0,17	0,13	94500	2491		
18000	8620,11	0,17		0,73	0,36	0,27	0,20	0,13	0,10	94500	2506		
18000	11064,86	0,13		0,57	0,28	0,21	0,16	0,10	0,08	94500	2520		
18000	15951,72	0,09		0,44	0,22	0,16	0,12	0,08	0,06	94500	2535		
18000	20051,59	0,07		0,35	0,18	0,13	0,10	0,06	0,05	94500	2542		



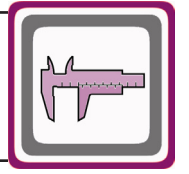
Ölçü Sayfaları



Abmessungenseiten

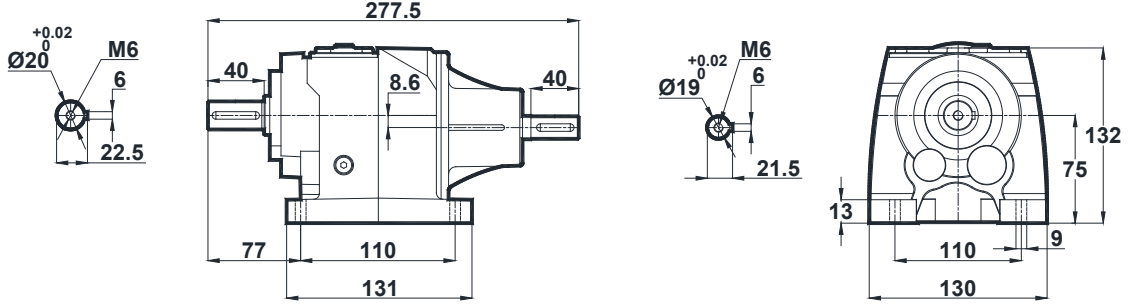


Ölçü Sayfaları Dimension Pages Abmessungsseiten

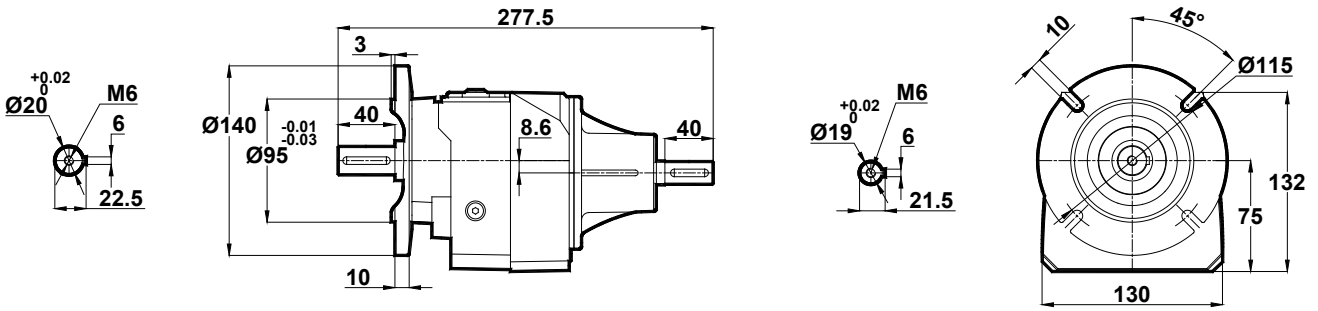


-Mil ucu çekirme deliği DIN 332 sayfa 2 / Tapped center hole to DIN 332, sheet 2 / Zentrierung mit Gewinde DIN 332, Blatt 2

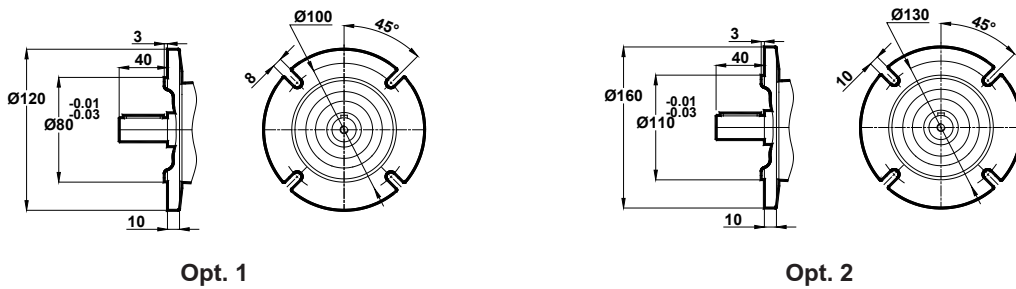
MT002 MT003

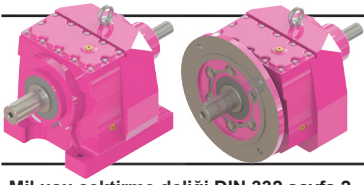


NT002 NT003

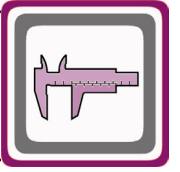


Opsiyonel Flanş Ölçüleri / Optional Flange Dimensions / Auswählbare Flanschabmessungen



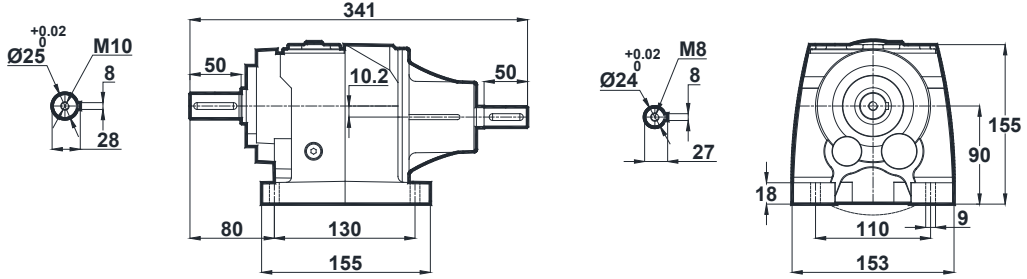


Ölçü Sayfaları Dimension Pages Abmessungsseiten

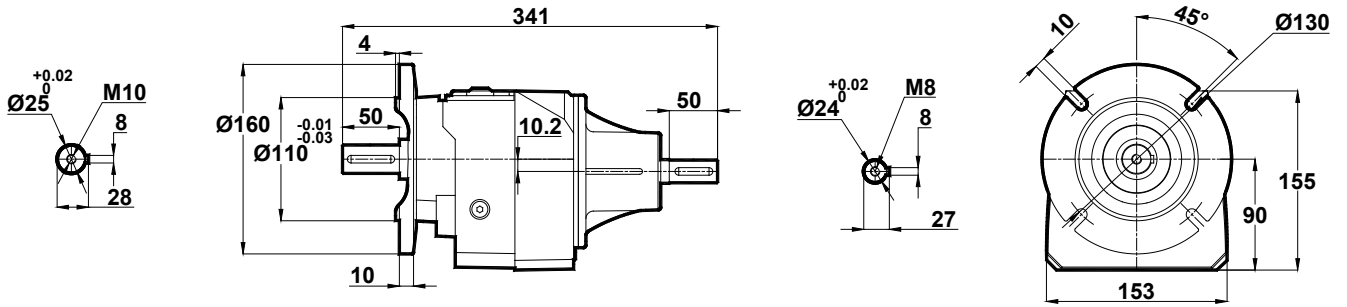


-Mil ucu çektirme deliği DIN 332 sayfa 2 / Tapped center hole to DIN 332, sheet 2 / Zentrierung mit Gewinde DIN 332, Blatt 2

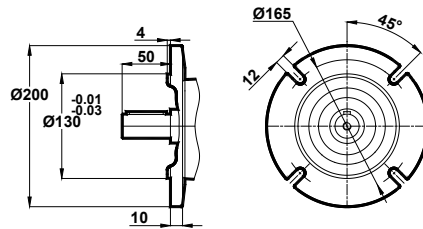
MT102 MT103



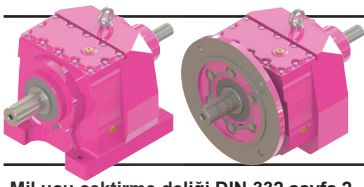
NT102 NT103



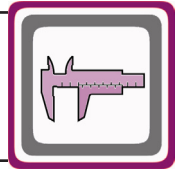
Opsiyonel Flanş Ölçüleri / Optional Flange Dimensions / Auswählbare Flanschabmessungen



Opt. 1

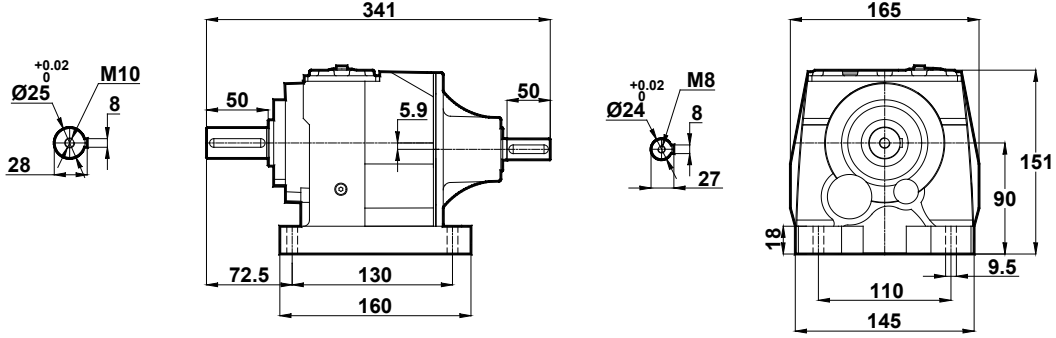


Ölçü Sayfaları Dimension Pages Abmessungsseiten

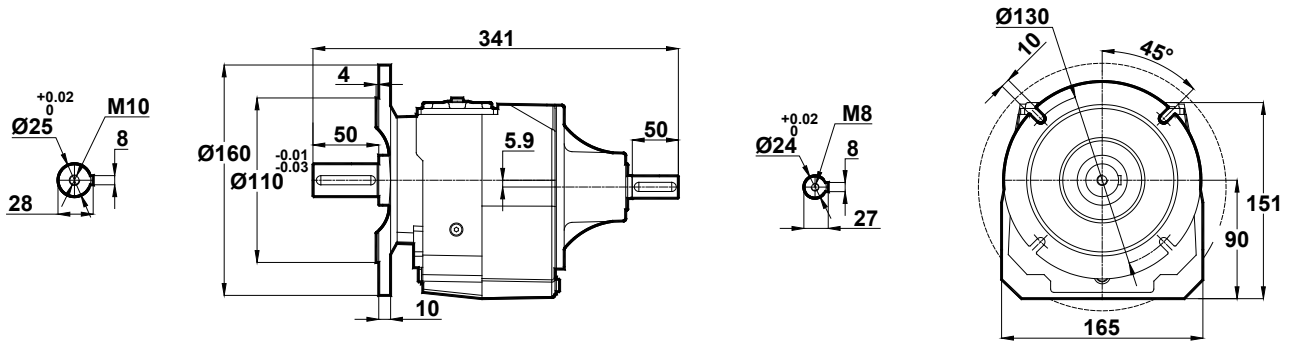


-Mil ucu çektirme deliği DIN 332 sayfa 2 / Tapped center hole to DIN 332, sheet 2 / Zentrierung mit Gewinde DIN 332, Blatt 2

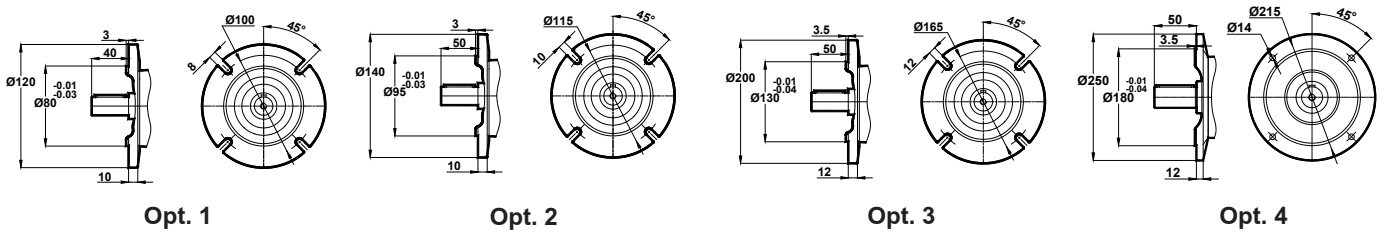
MT172 MT173

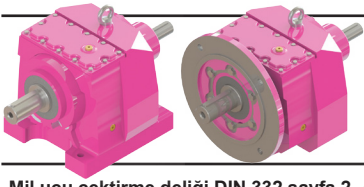


NT172 NT173

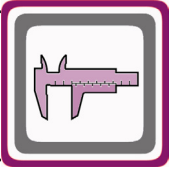


Opsiyonel Flanş Ölçüleri / Optional Flange Dimensions / Auswählbare Flanschabmessungen



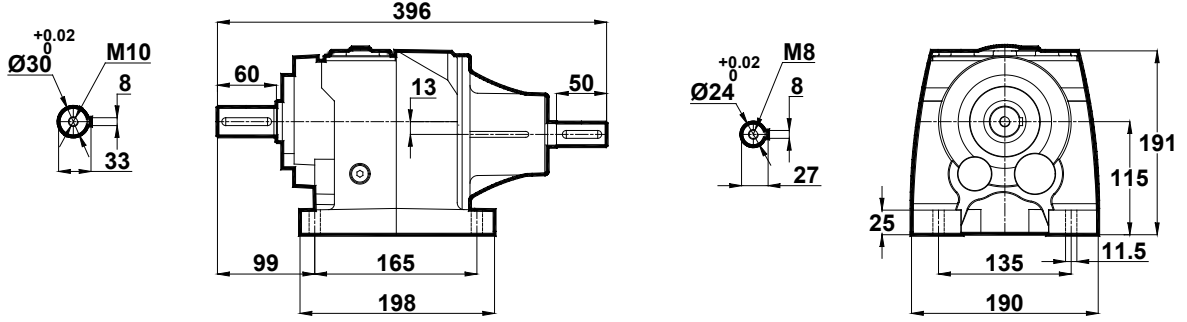


Ölçü Sayfaları Dimension Pages Abmessungsseiten

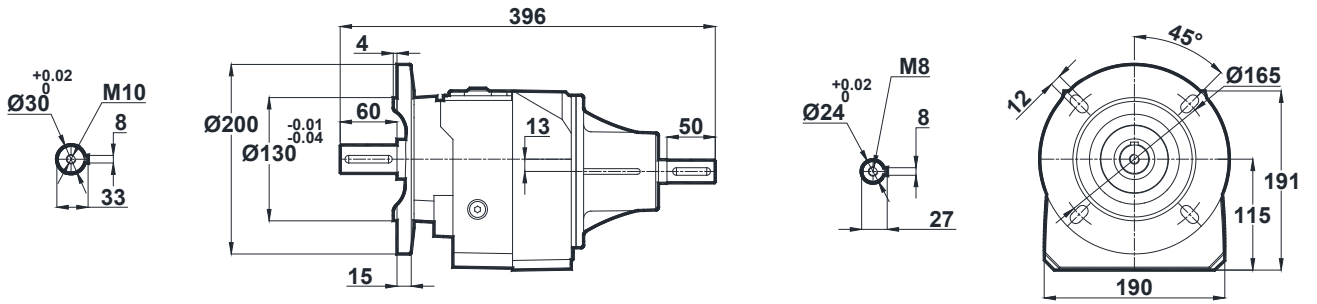


-Mil ucu çektirme deliği DIN 332 sayfa 2 / Tapped center hole to DIN 332, sheet 2 / Zentrierung mit Gewinde DIN 332, Blatt 2

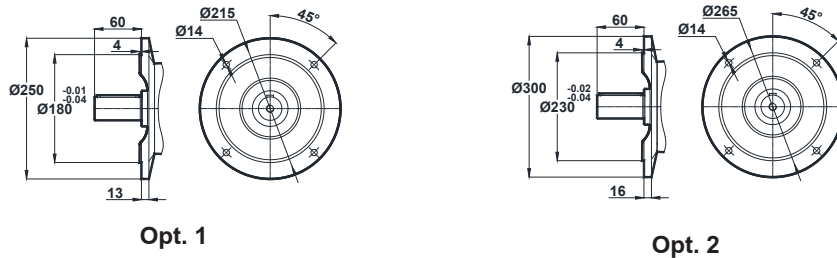
MT202 MT203

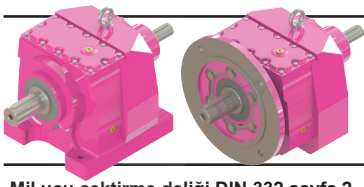


NT202 NT203

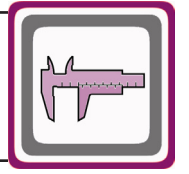


Opsiyonel Flanş Ölçüleri / Optional Flange Dimensions / Auswählbare Flanschabmessungen



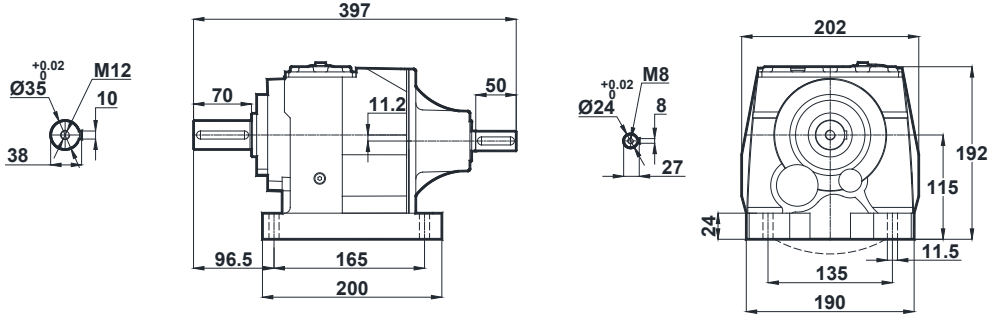


Ölçü Sayfaları Dimension Pages Abmessungenseiten

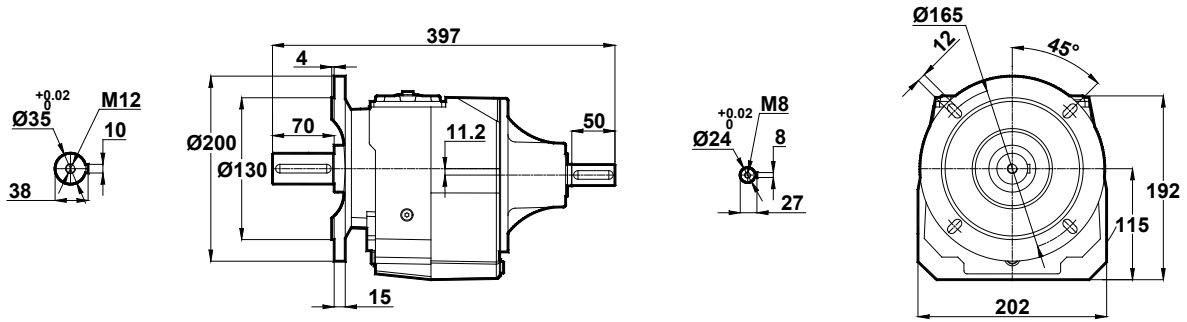


-Mil ucu çekirme deliği DIN 332 sayfa 2 / Tapped center hole to DIN 332, sheet 2 / Zentrierung mit Gewinde DIN 332, Blatt 2

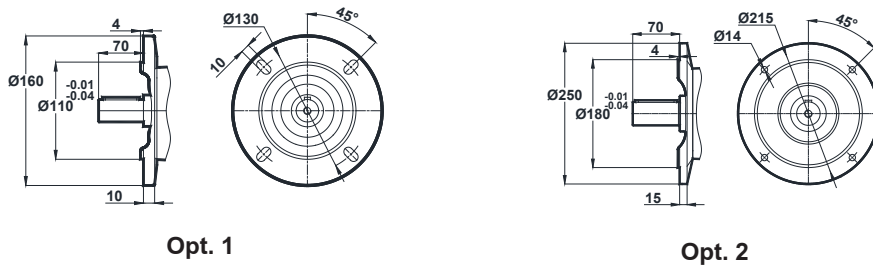
MT272 MT273

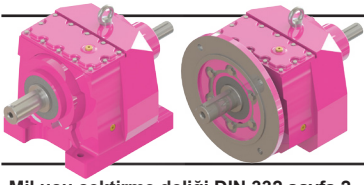


NT272 NT273

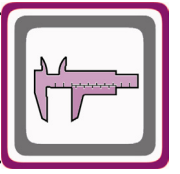


Opsiyonel Flanş Ölçüleri / Optional Flange Dimensions / Auswählbare Flanschabmessungen



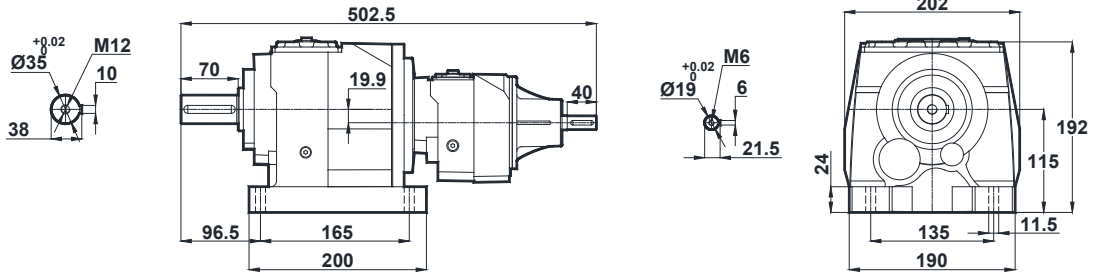


Ölçü Sayfaları Dimension Pages Abmessungsseiten

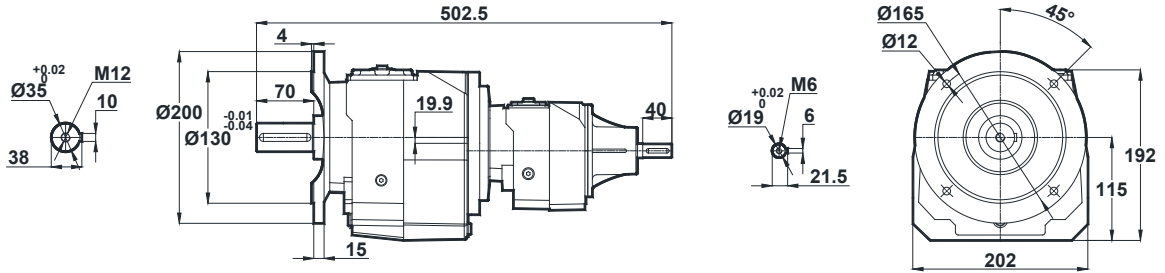


-Mil ucu çektirme deliği DIN 332 sayfa 2 / Tapped center hole to DIN 332, sheet 2 / Zentrierung mit Gewinde DIN 332, Blatt 2

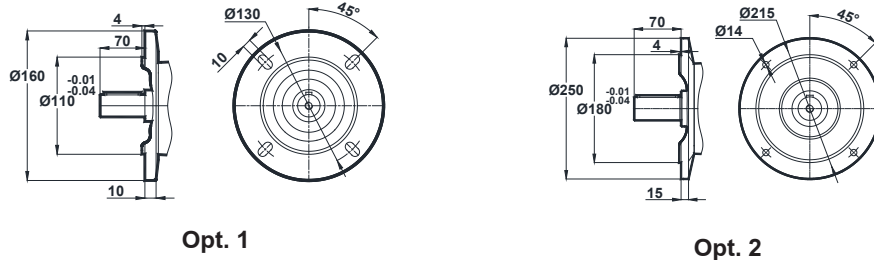
MT275 MT276

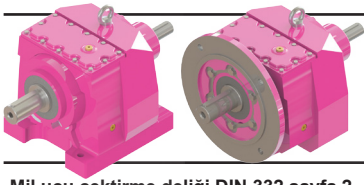


NT275 NT276

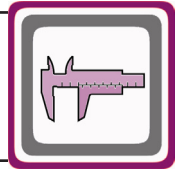


Opsiyonel Flanş Ölçüleri / Optional Flange Dimensions / Auswählbare Flanschabmessungen



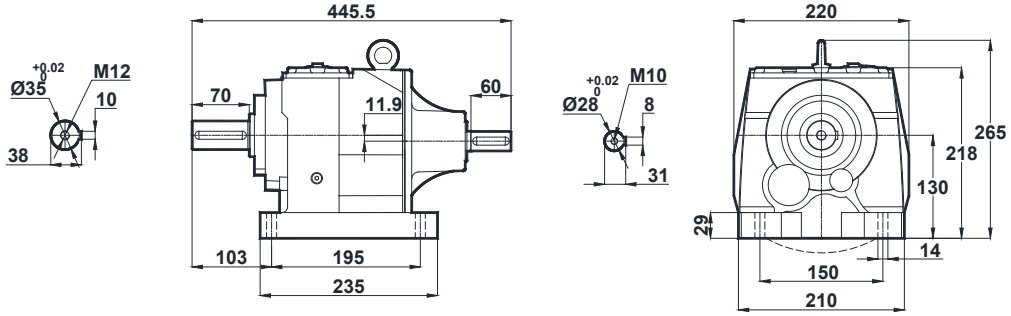


Ölçü Sayfaları Dimension Pages Abmessungenseiten

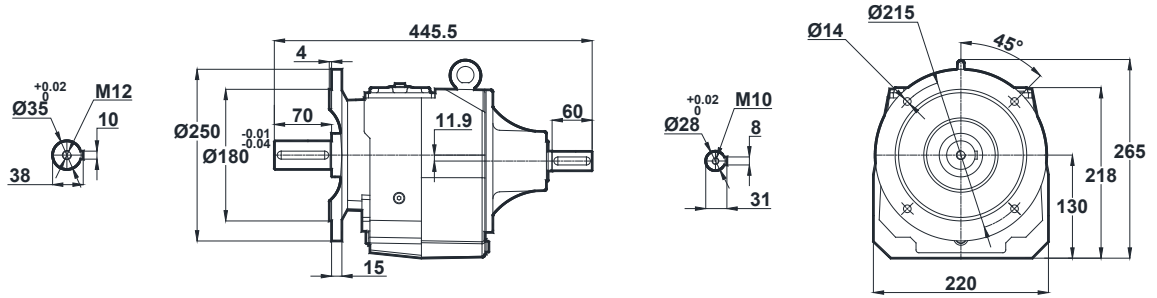


-Mil ucu çekirme deliği DIN 332 sayfa 2 / Tapped center hole to DIN 332, sheet 2 / Zentrierung mit Gewinde DIN 332, Blatt 2

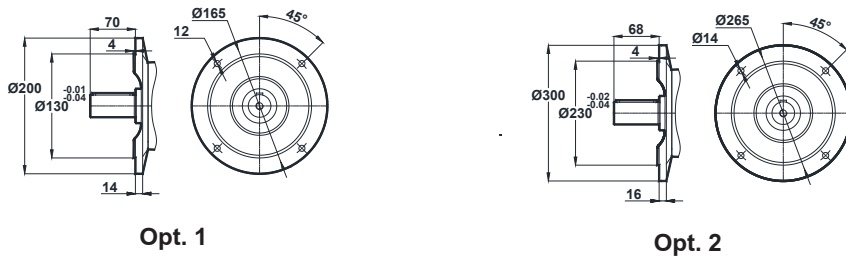
MT282 MT283

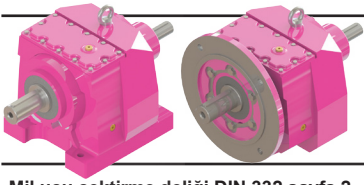


NT282 NT283

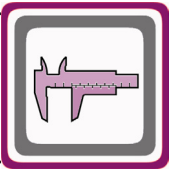


Opsiyonel Flanş Ölçüleri / Optional Flange Dimensions / Auswählbare Flanschabmessungen



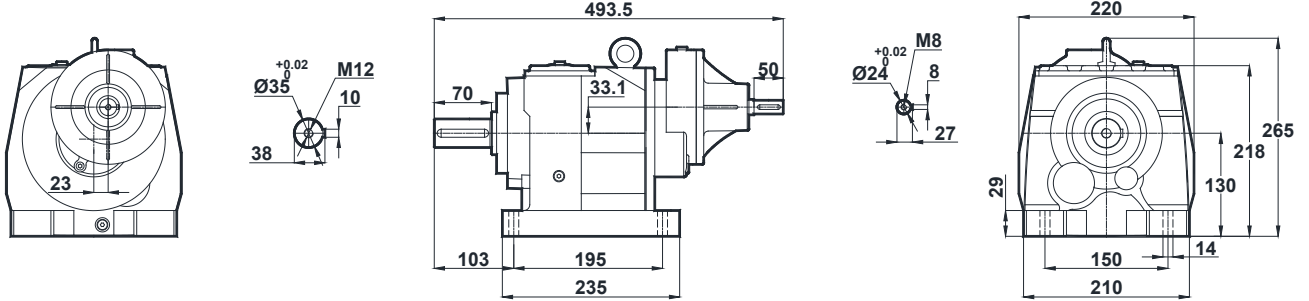


Ölçü Sayfaları Dimension Pages Abmessungenseiten

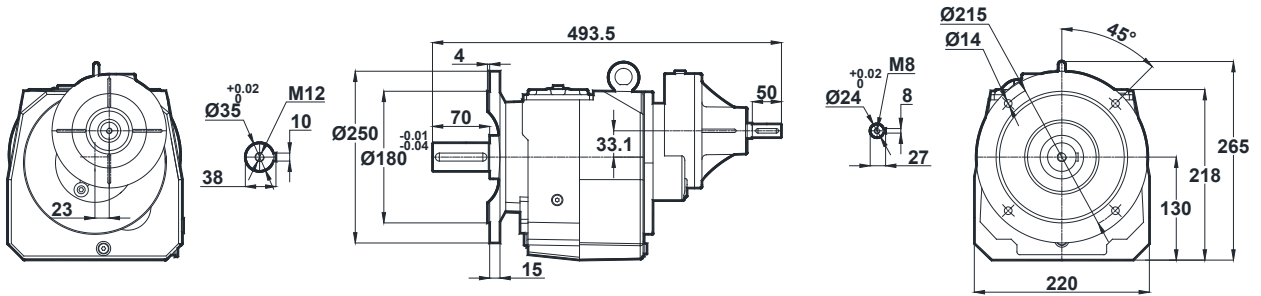


-Mil ucu çektirme deliği DIN 332 sayfa 2 / Tapped center hole to DIN 332, sheet 2 / Zentrierung mit Gewinde DIN 332, Blatt 2

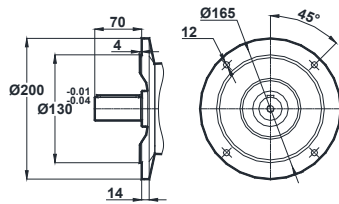
MT284



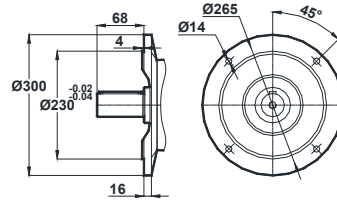
NT284



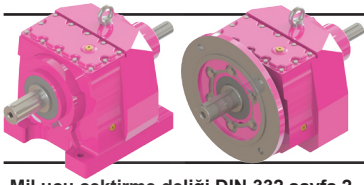
Opsiyonel Flanş Ölçüleri / Optional Flange Dimensions / Auswählbare Flanschabmessungen



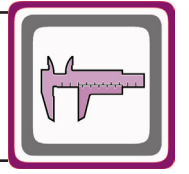
Opt. 1



Opt. 2

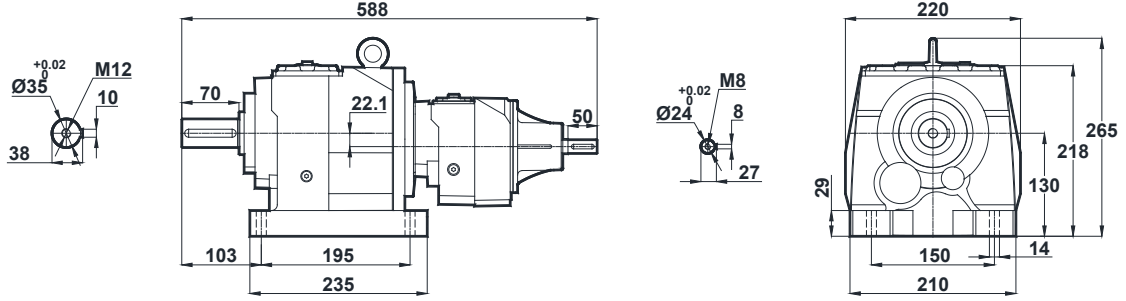


Ölçü Sayfaları Dimension Pages Abmessungsseiten

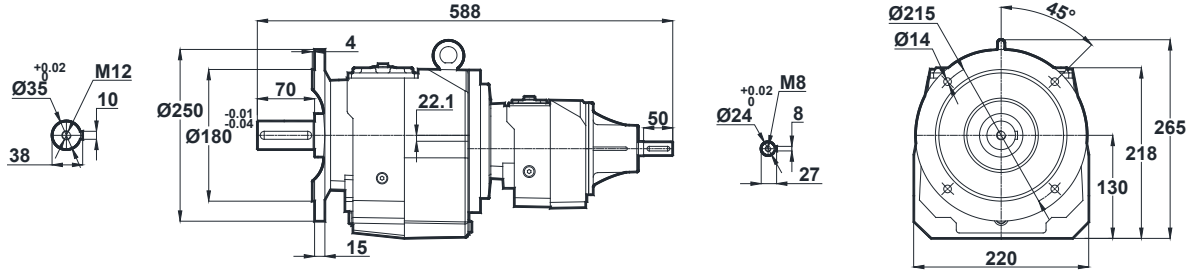


-Mil ucu çekirtme deliği DIN 332 sayfa 2 / Tapped center hole to DIN 332, sheet 2 / Zentrierung mit Gewinde DIN 332, Blatt 2

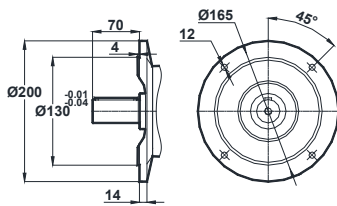
MT285 MT286



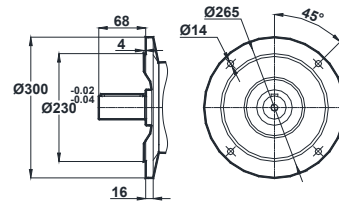
NT285 NT286



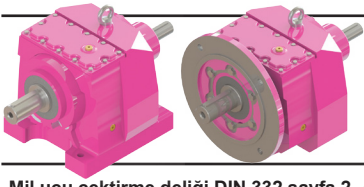
Opsiyonel Flanş Ölçüleri / Optional Flange Dimensions / Auswählbare Flanschabmessungen



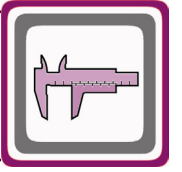
Opt. 1



Opt. 2

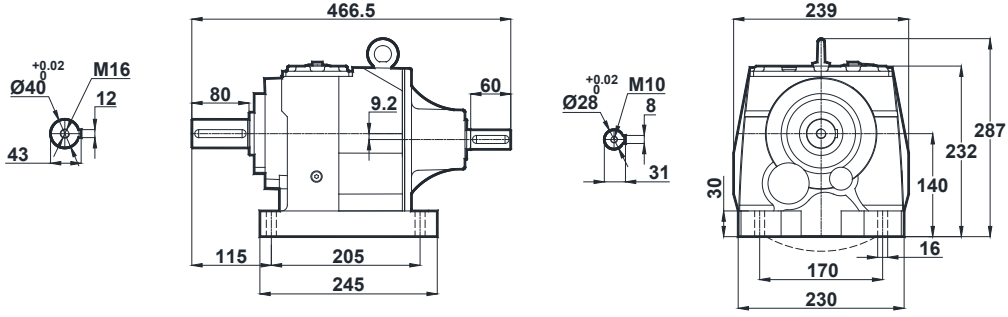


Ölçü Sayfaları Dimension Pages Abmessungenseiten

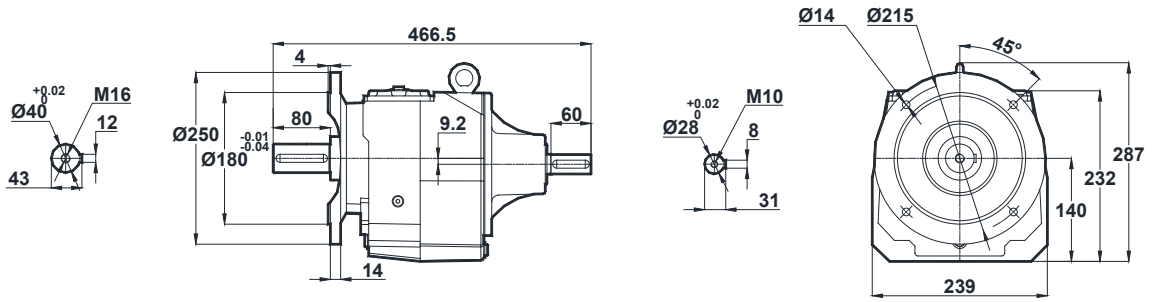


-Mil ucu çektirme deliği DIN 332 sayfa 2 / Tapped center hole to DIN 332, sheet 2 / Zentrierung mit Gewinde DIN 332, Blatt 2

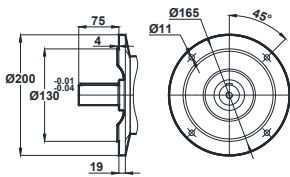
MT372 MT373



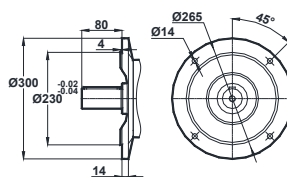
NT372 NT373



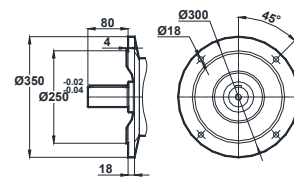
Opsiyonel Flanş Ölçüleri / Optional Flange Dimensions / Auswählbare Flanschabmessungen



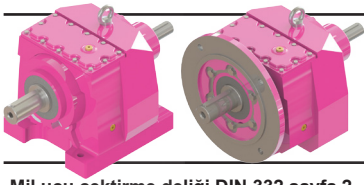
Opt. 1



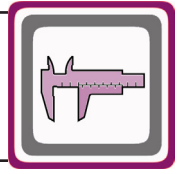
Opt. 2



Opt. 3

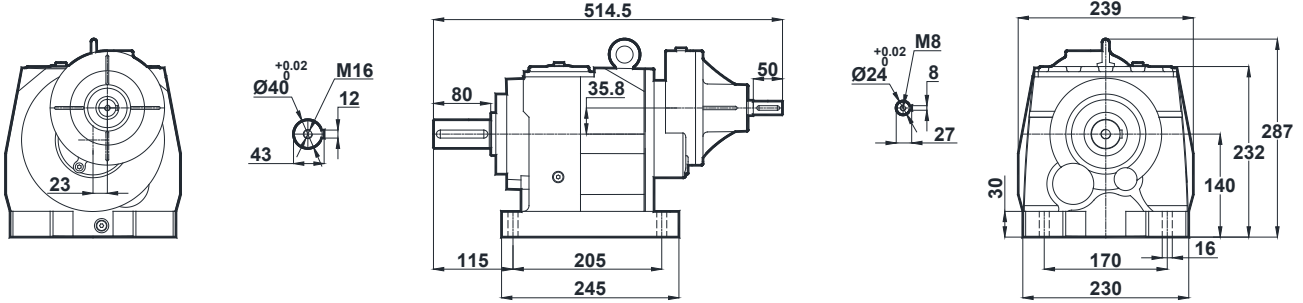


Ölçü Sayfaları Dimension Pages Abmessungsseiten

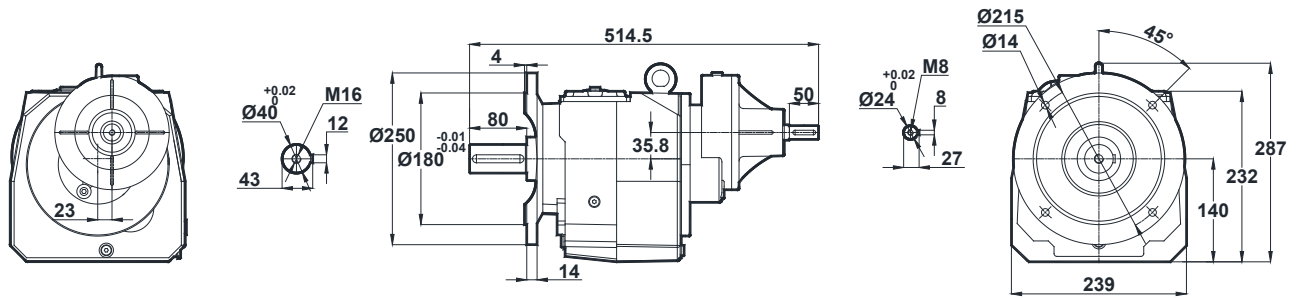


-Mil ucu çekirtme deliği DIN 332 sayfa 2 / Tapped center hole to DIN 332, sheet 2 / Zentrierung mit Gewinde DIN 332, Blatt 2

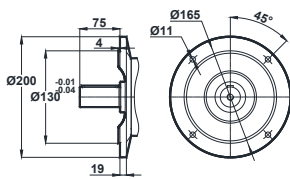
MT374



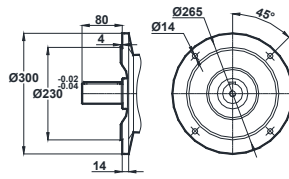
NT374



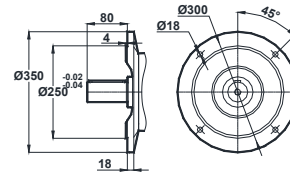
Opsiyonel Flanş Ölçüleri / Optional Flange Dimensions / Auswählbare Flanschabmessungen



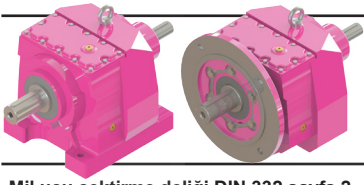
Opt. 1



Opt. 2



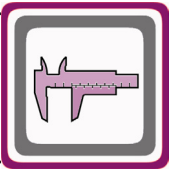
Opt. 3



Ölçü Sayfaları

Dimension Pages

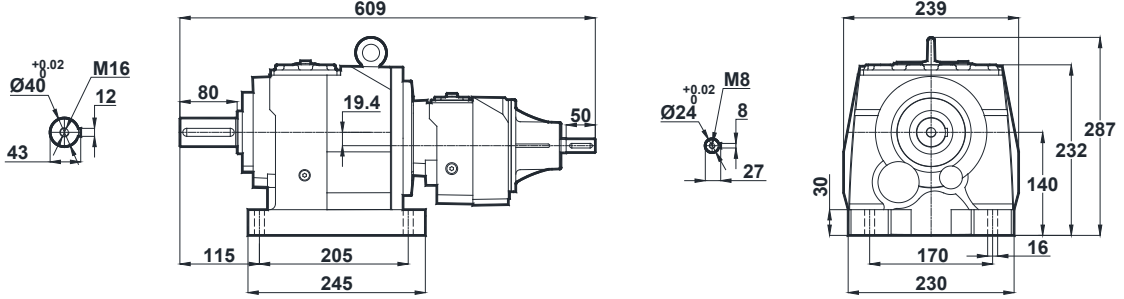
Abmessungsseiten



-Mil ucu çektirme deliği DIN 332 sayfa 2 / Tapped center hole to DIN 332, sheet 2 / Zentrierung mit Gewinde DIN 332, Blatt 2

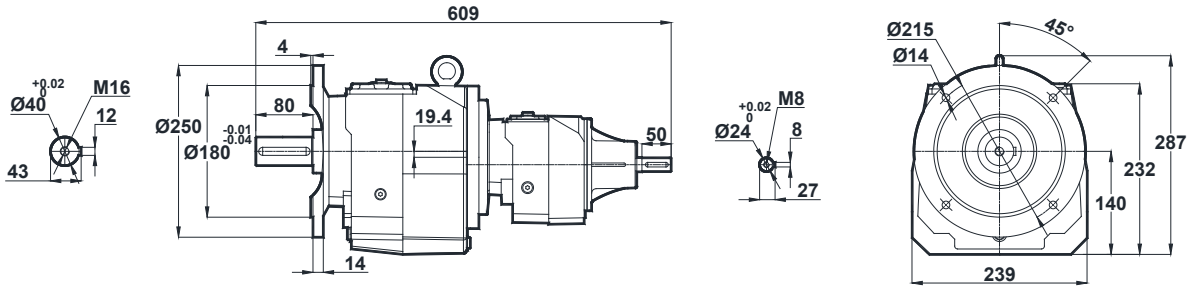
MT375

MT376

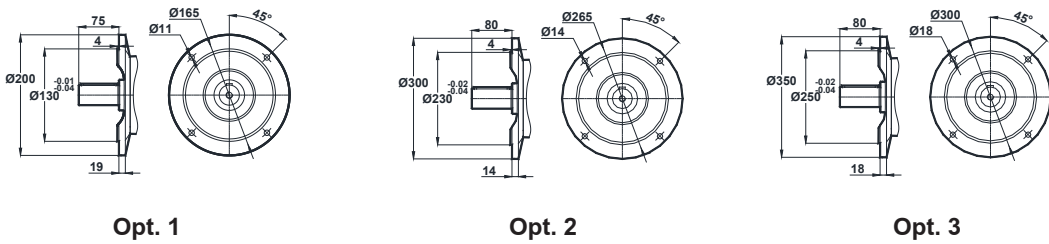


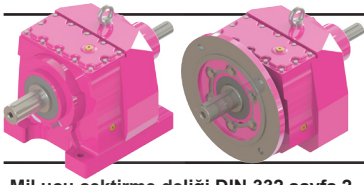
NT375

NT376

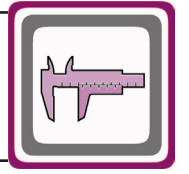


Opsiyonel Flanş Ölçüleri / Optional Flange Dimensions / Auswählbare Flanschabmessungen



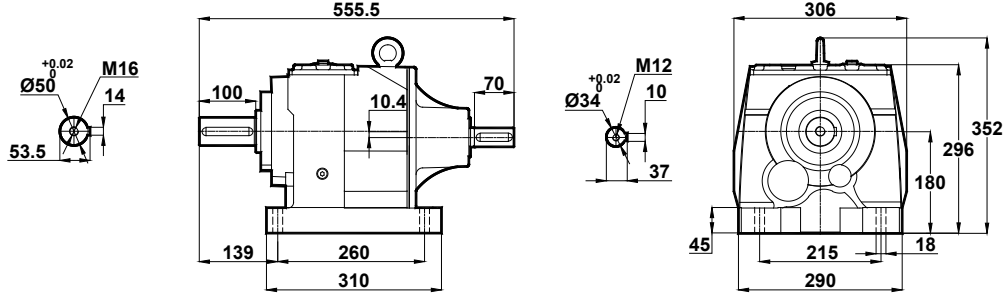


Ölçü Sayfaları Dimension Pages Abmessungenseiten

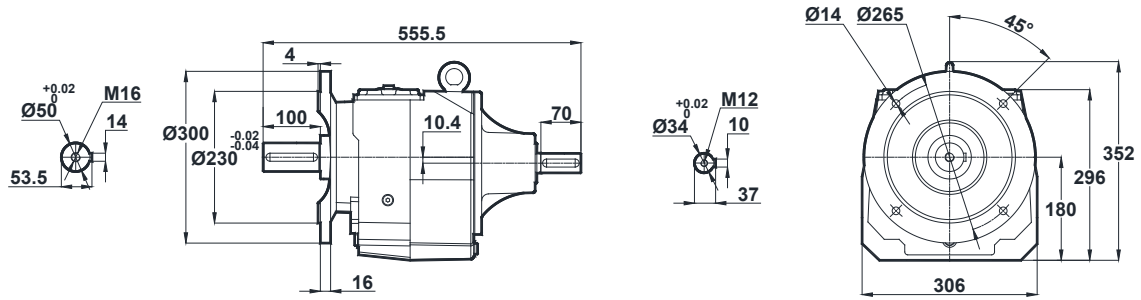


-Mil ucu çekirme deliği DIN 332 sayfa 2 / Tapped center hole to DIN 332, sheet 2 / Zentrierung mit Gewinde DIN 332, Blatt 2

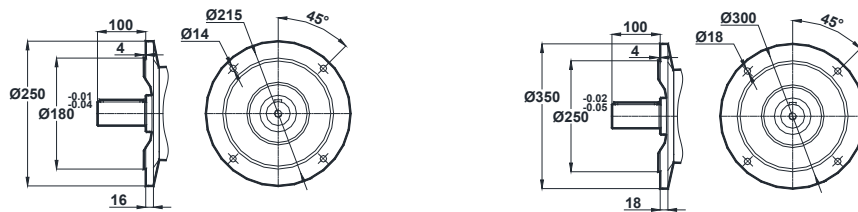
MT472 MT473



NT472 NT473

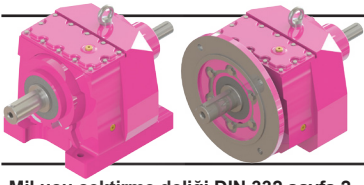


Opsiyonel Flanş Ölçüleri / Optional Flange Dimensions / Auswählbare Flanschabmessungen



Opt. 1

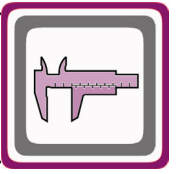
Opt. 2



Ölçü Sayfaları

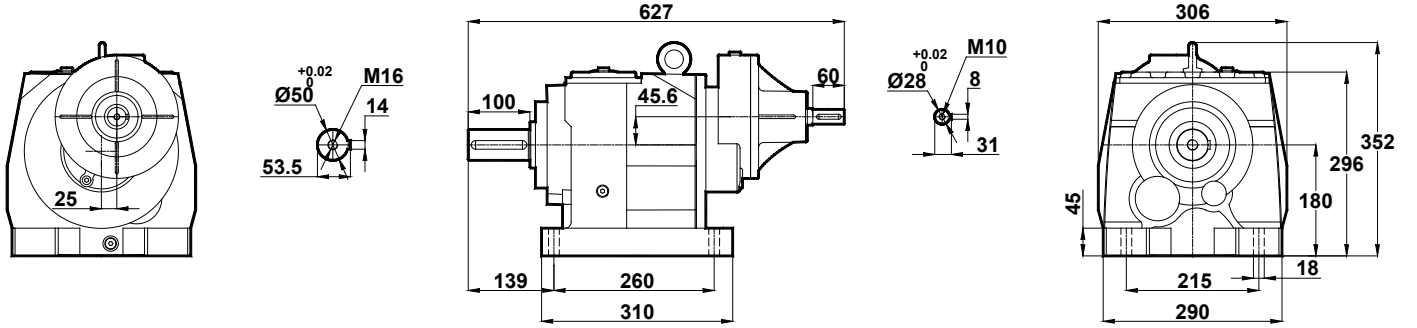
Dimension Pages

Abmessungsseiten

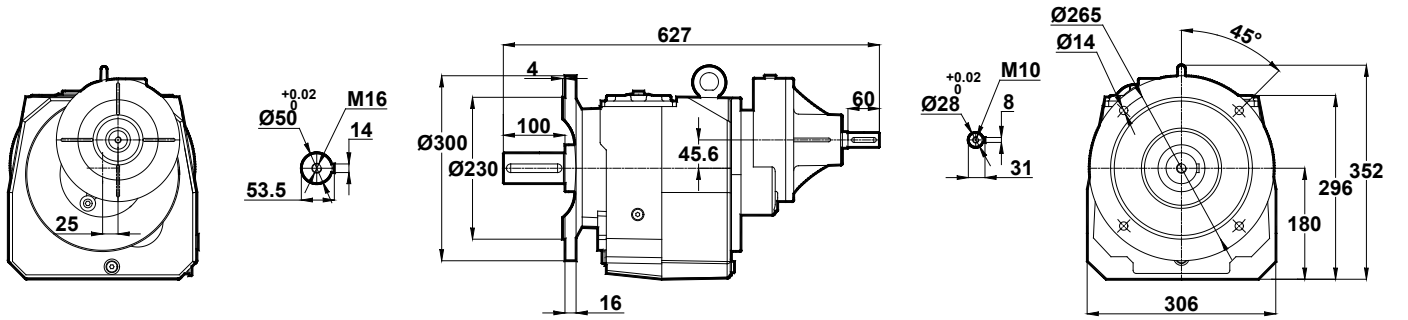


-Mil ucu çektirme deliği DIN 332 sayfa 2 / Tapped center hole to DIN 332, sheet 2 / Zentrierung mit Gewinde DIN 332, Blatt 2

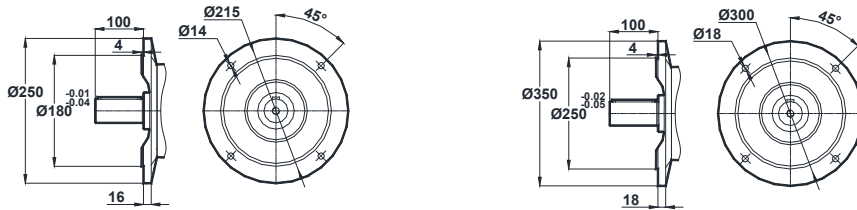
MT474



NT474

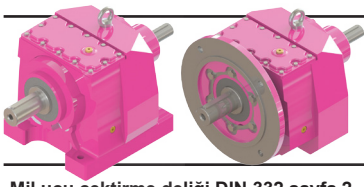


Opsiyonel Flanş Ölçüleri / Optional Flange Dimensions / Auswählbare Flanschabmessungen

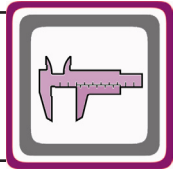


Opt. 1

Opt. 2

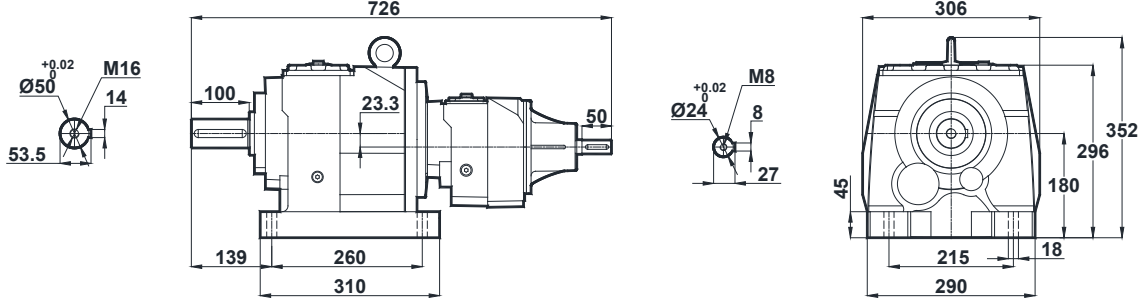


Ölçü Sayfaları Dimension Pages Abmessungsseiten

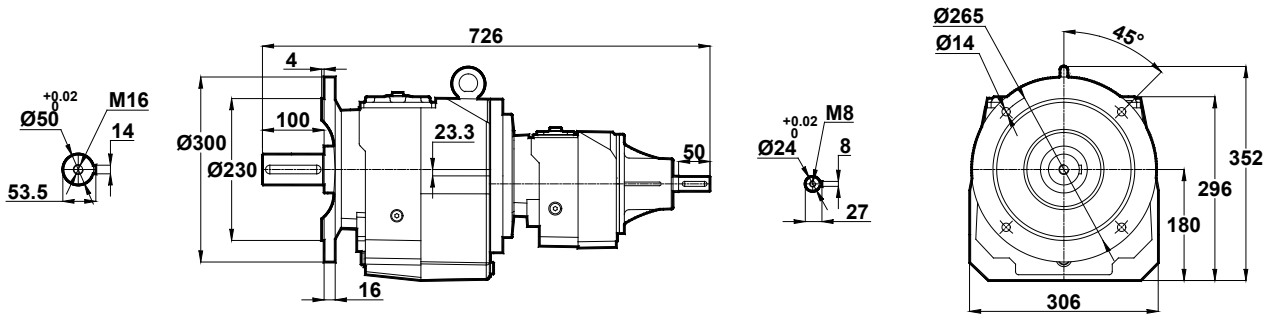


-Mil ucu çekirme deliği DIN 332 sayfa 2 / Tapped center hole to DIN 332, sheet 2 / Zentrierung mit Gewinde DIN 332, Blatt 2

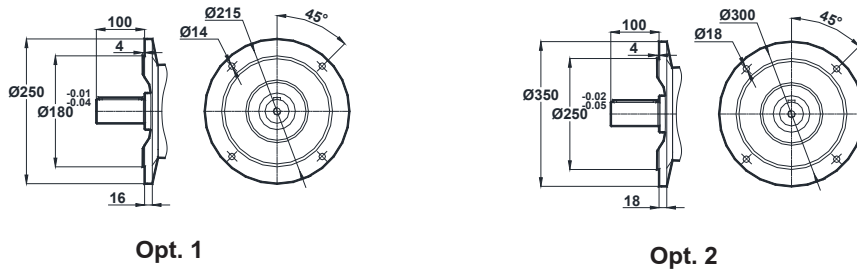
MT475 MT476

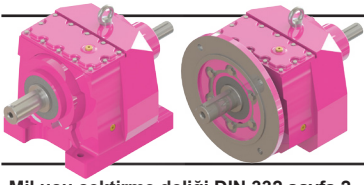


NT475 NT476

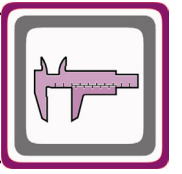


Opsiyonel Flanş Ölçüleri / Optional Flange Dimensions / Auswählbare Flanschabmessungen



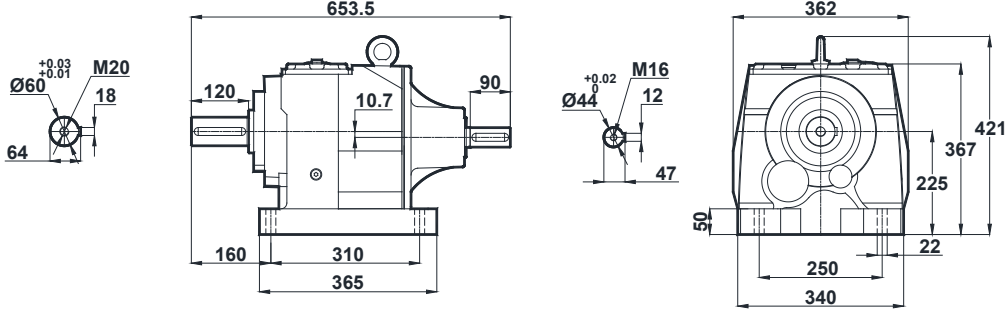


Ölçü Sayfaları Dimension Pages Abmessungenseiten

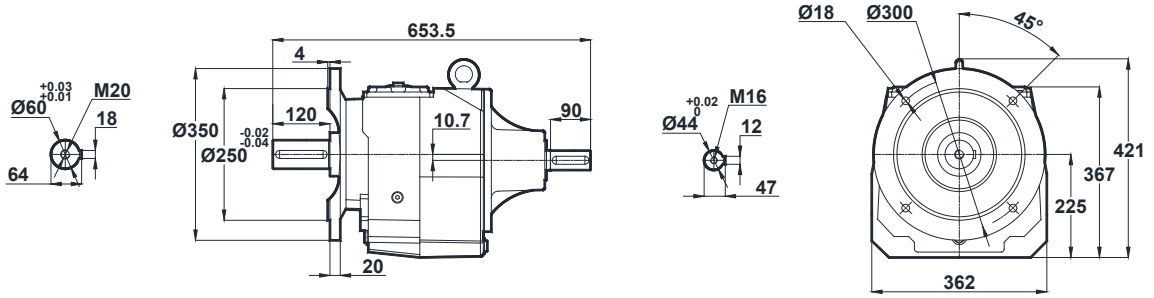


-Mil ucu çektirme deliği DIN 332 sayfa 2 / Tapped center hole to DIN 332, sheet 2 / Zentrierung mit Gewinde DIN 332, Blatt 2

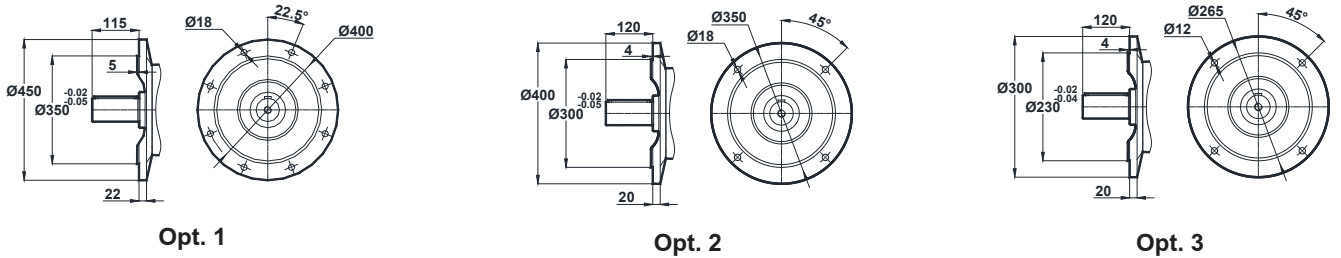
MT572 MT573

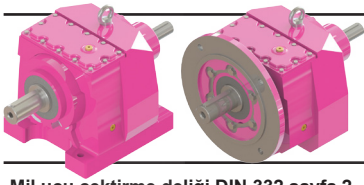


NT572 NT573

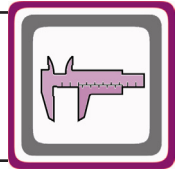


Opsiyonel Flanş Ölçüleri / Optional Flange Dimensions / Auswählbare Flanschabmessungen



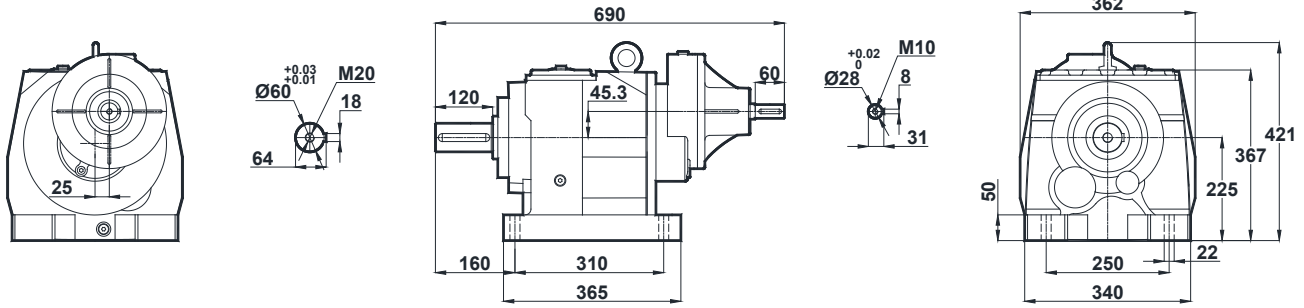


Ölçü Sayfaları Dimension Pages Abmessungsseiten

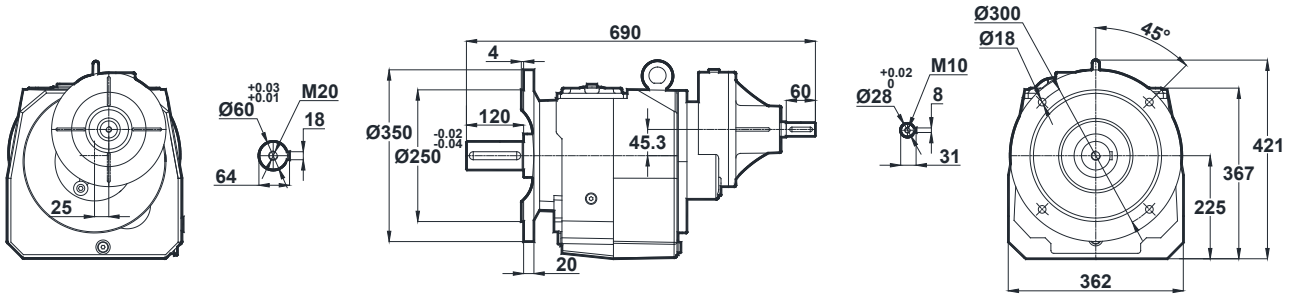


-Mil ucu çekirtme deliği DIN 332 sayfa 2 / Tapped center hole to DIN 332, sheet 2 / Zentrierung mit Gewinde DIN 332, Blatt 2

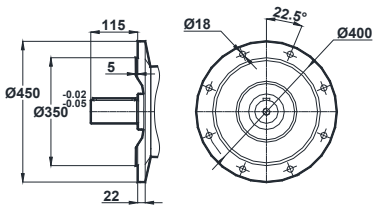
MT574



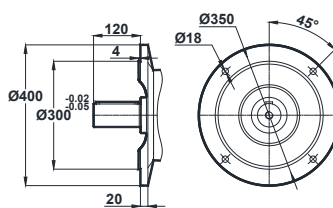
NT574



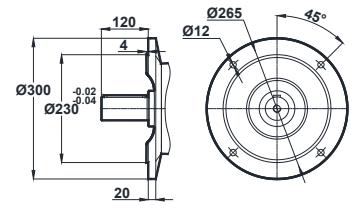
Opsiyonel Flanş Ölçüleri / Optional Flange Dimensions / Auswählbare Flanschabmessungen



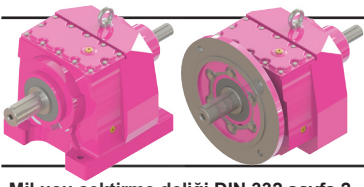
Opt. 1



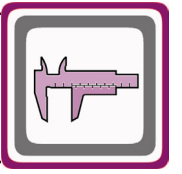
Opt. 2



Opt. 3

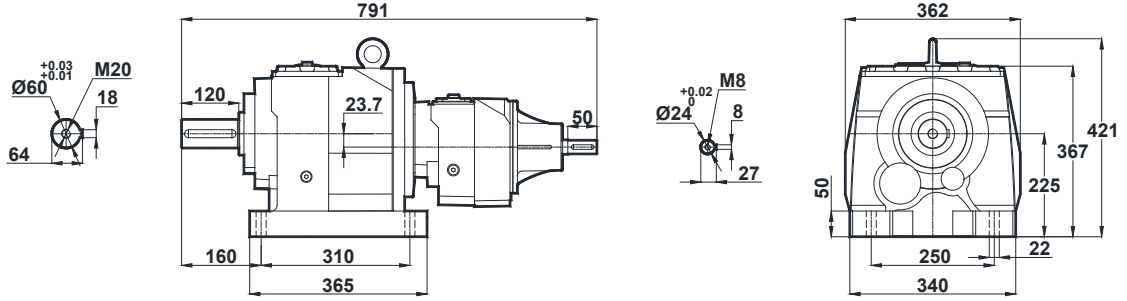


Ölçü Sayfaları Dimension Pages Abmessungsseiten

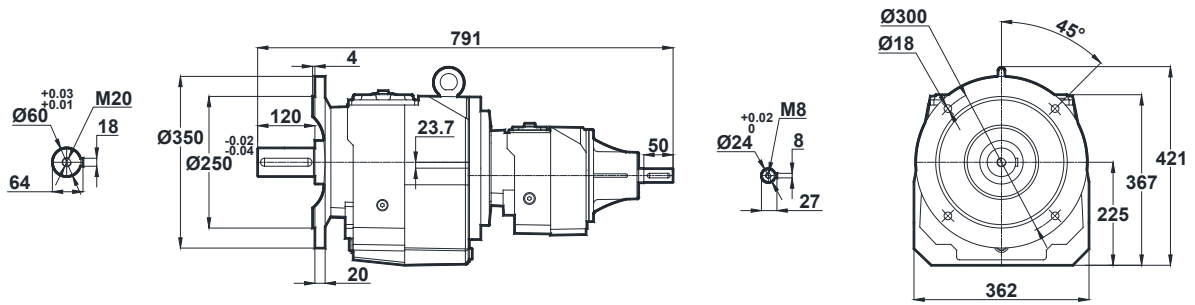


-Mil ucu çektirme deliği DIN 332 sayfa 2 / Tapped center hole to DIN 332, sheet 2 / Zentrierung mit Gewinde DIN 332, Blatt 2

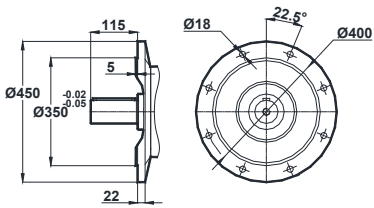
MT575 MT576



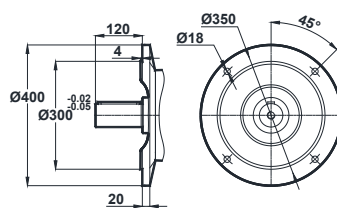
NT575 NT576



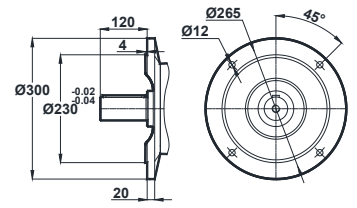
Opsiyonel Flanş Ölçüleri / Optional Flange Dimensions / Auswählbare Flanschabmessungen



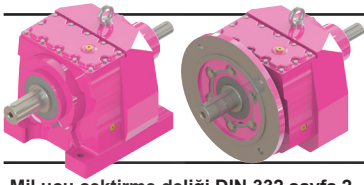
Opt. 1



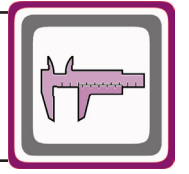
Opt. 2



Opt. 3

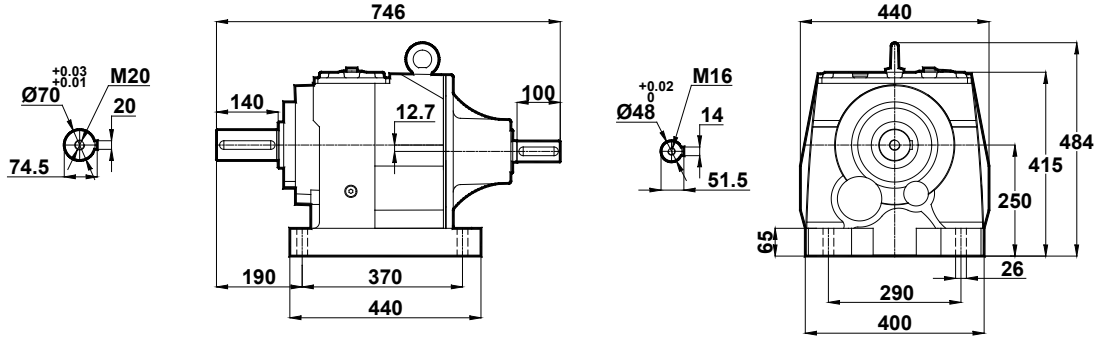


Ölçü Sayfaları Dimension Pages Abmessungenseiten

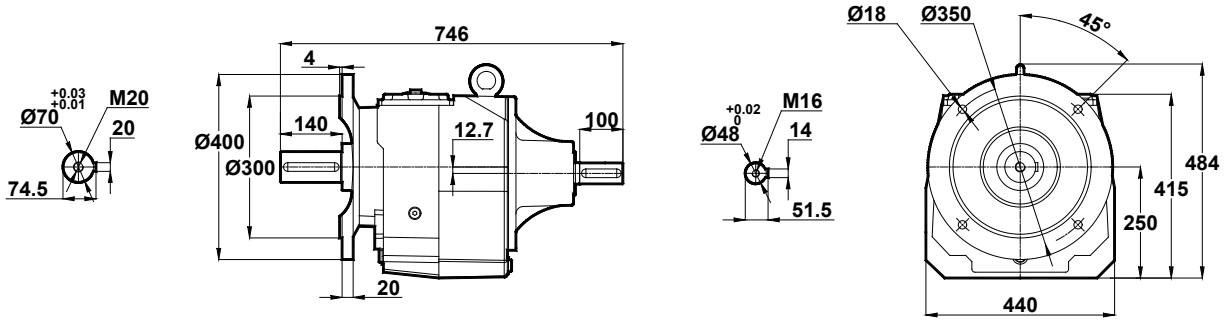


-Mil ucu çekirtme deliği DIN 332 sayfa 2 / Tapped center hole to DIN 332, sheet 2 / Zentrierung mit Gewinde DIN 332, Blatt 2

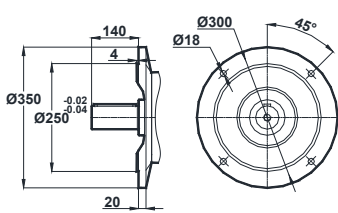
MT672 MT673



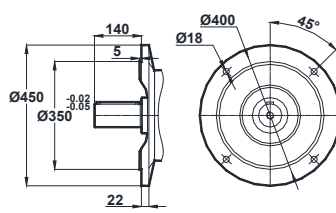
NT672 NT673



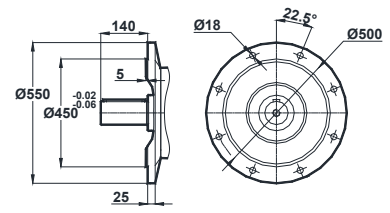
Opsiyonel Flanş Ölçüleri / Optional Flange Dimensions / Auswählbare Flanschabmessungen



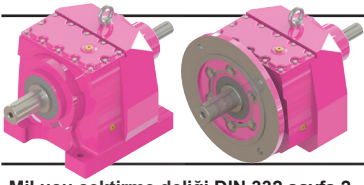
Opt. 1



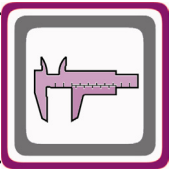
Opt. 2



Opt. 3

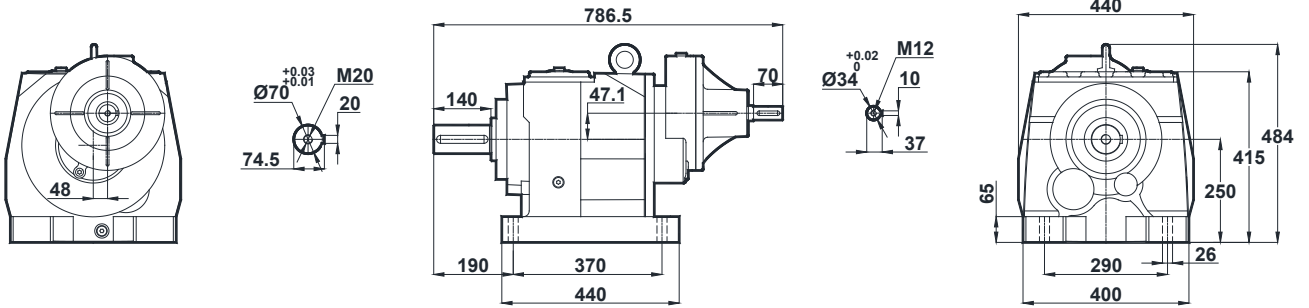


Ölçü Sayfaları Dimension Pages Abmessungsseiten

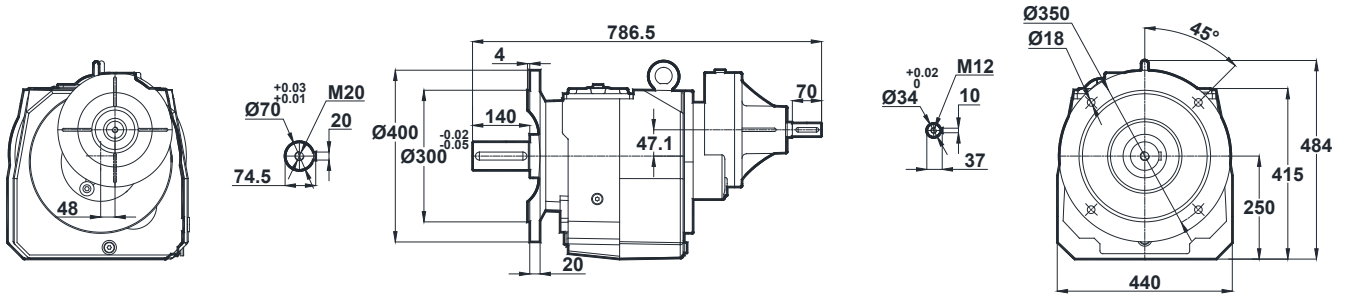


-Mil ucu çektirme deliği DIN 332 sayfa 2 / Tapped center hole to DIN 332, sheet 2 / Zentrierung mit Gewinde DIN 332, Blatt 2

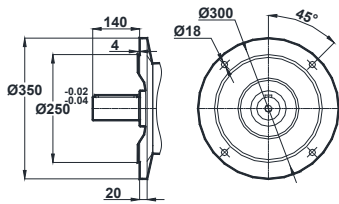
MT674



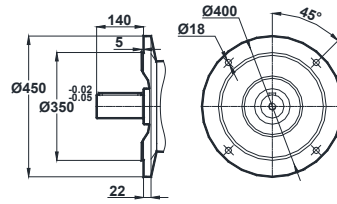
NT674



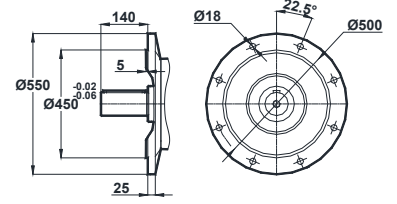
Opsiyonel Flanş Ölçüleri / Optional Flange Dimensions / Auswählbare Flanschabmessungen



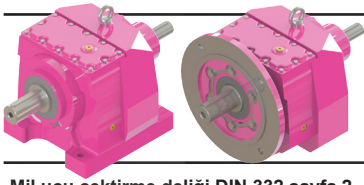
Opt. 1



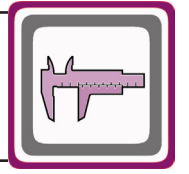
Opt. 2



Opt. 3

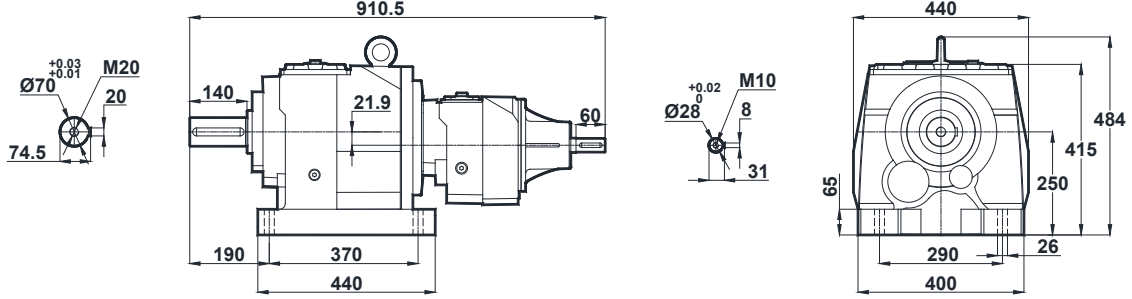


Ölçü Sayfaları Dimension Pages Abmessungsseiten

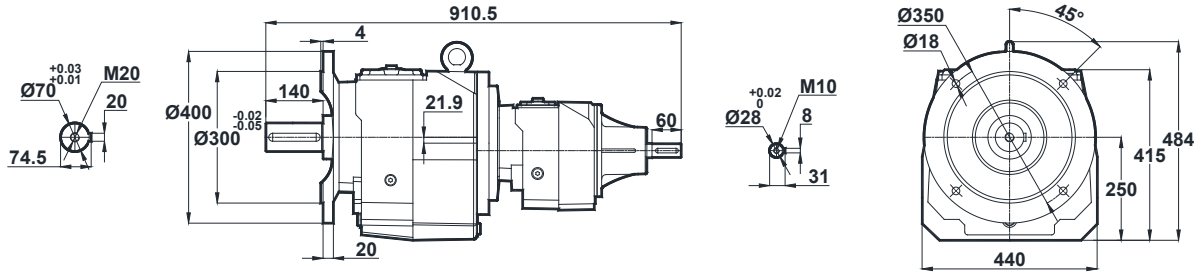


-Mil ucu çekirme deliği DIN 332 sayfa 2 / Tapped center hole to DIN 332, sheet 2 / Zentrierung mit Gewinde DIN 332, Blatt 2

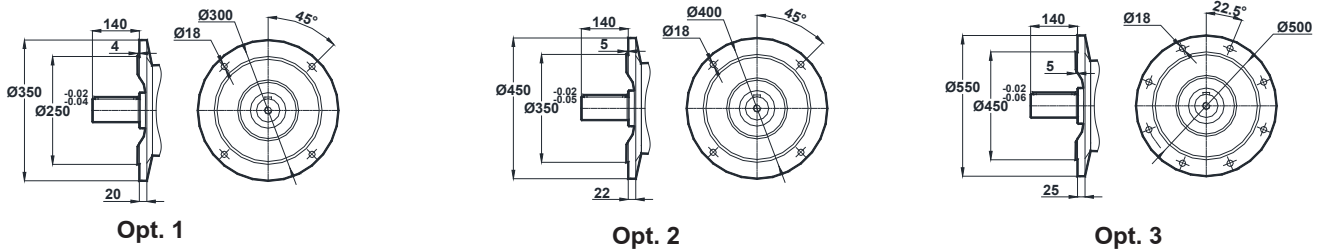
MT675 MT676

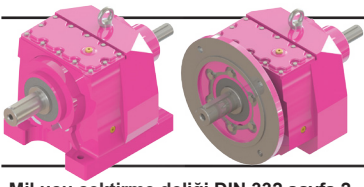


NT675 NT676

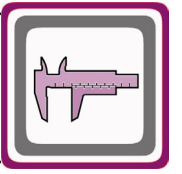


Opsiyonel Flanş Ölçüleri / Optional Flange Dimensions / Auswählbare Flanschabmessungen



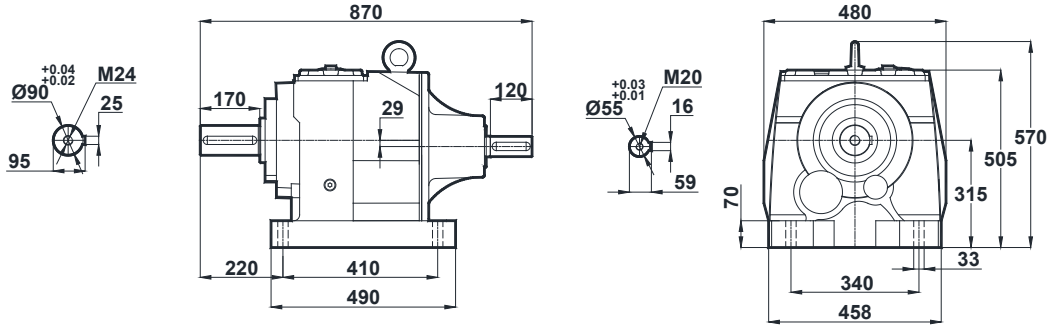


Ölçü Sayfaları Dimension Pages Abmessungsseiten

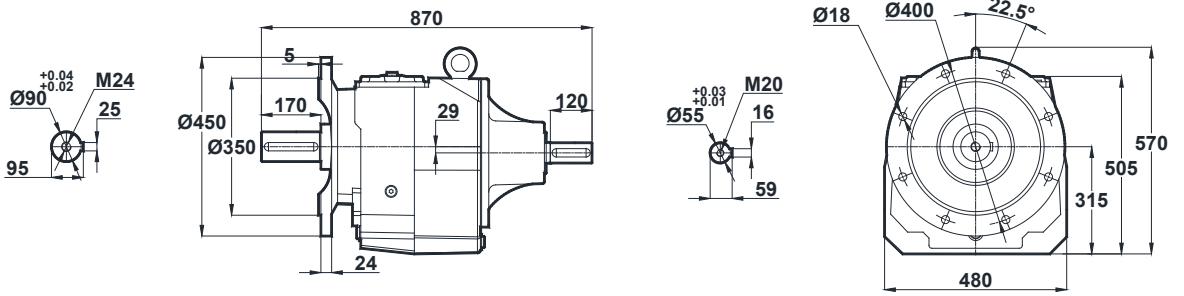


-Mil ucu çektirme deliği DIN 332 sayfa 2 / Tapped center hole to DIN 332, sheet 2 / Zentrierung mit Gewinde DIN 332, Blatt 2

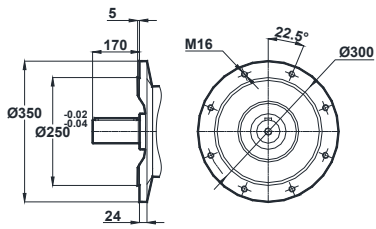
**MT772
MT773**



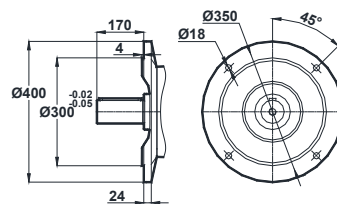
**NT772
NT773**



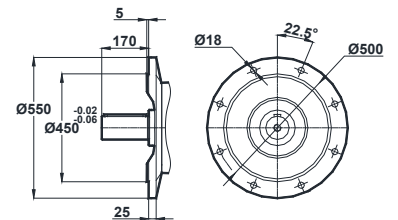
Opsiyonel Flanş Ölçüleri / Optional Flange Dimensions / Auswählbare Flanschabmessungen



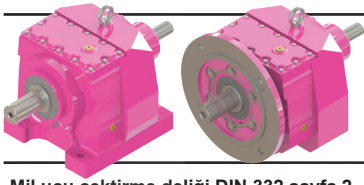
Opt. 1



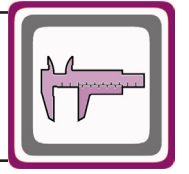
Opt. 2



Opt. 3

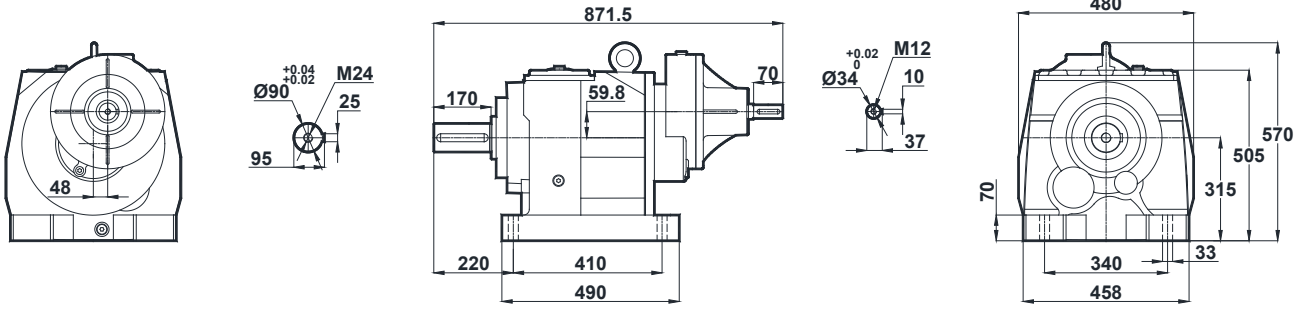


Ölçü Sayfaları Dimension Pages Abmessungsseiten

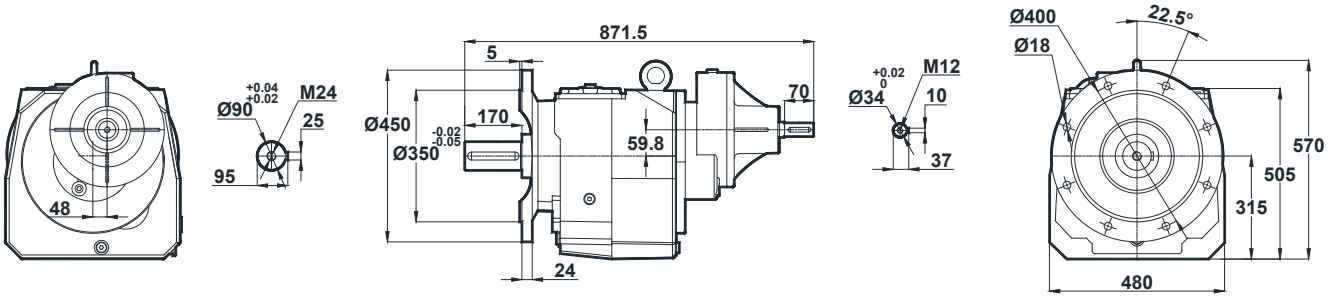


-Mil ucu çekirme deliği DIN 332 sayfa 2 / Tapped center hole to DIN 332, sheet 2 / Zentrierung mit Gewinde DIN 332, Blatt 2

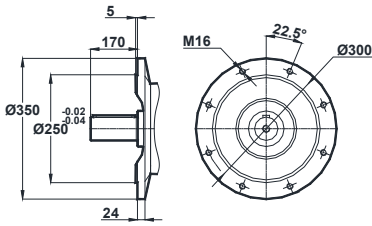
MT774



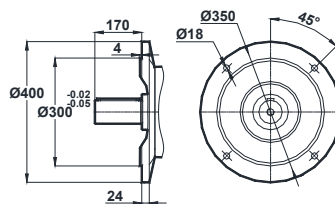
NT774



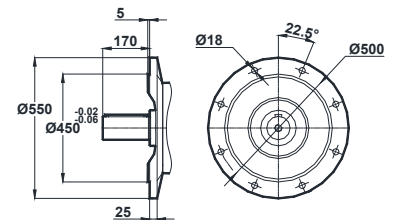
Opsiyonel Flanş Ölçüleri / Optional Flange Dimensions / Auswählbare Flanschabmessungen



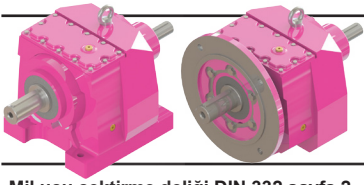
Opt. 1



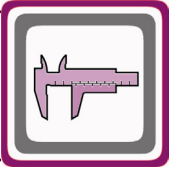
Opt. 2



Opt. 3

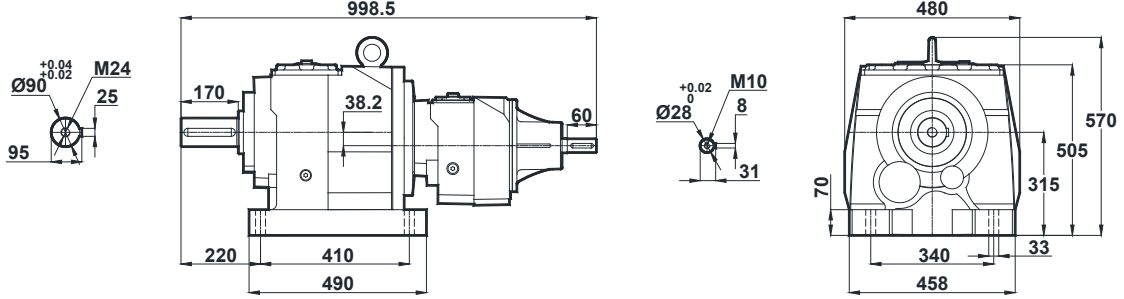


Ölçü Sayfaları Dimension Pages Abmessungsseiten

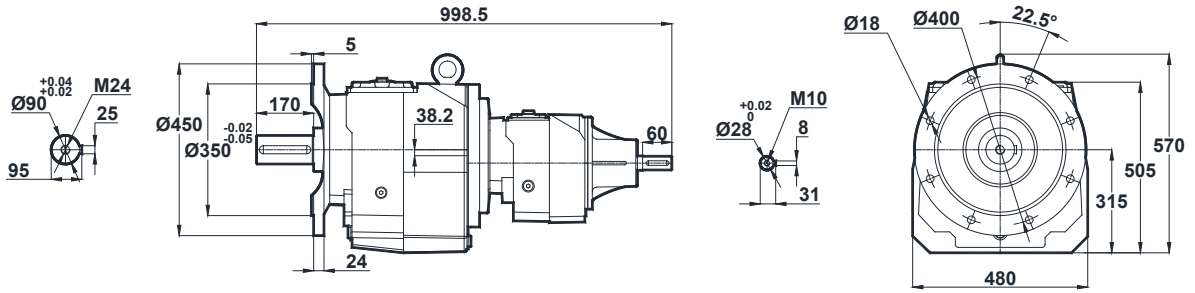


-Mil ucu çektirme deliği DIN 332 sayfa 2 / Tapped center hole to DIN 332, sheet 2 / Zentrierung mit Gewinde DIN 332, Blatt 2

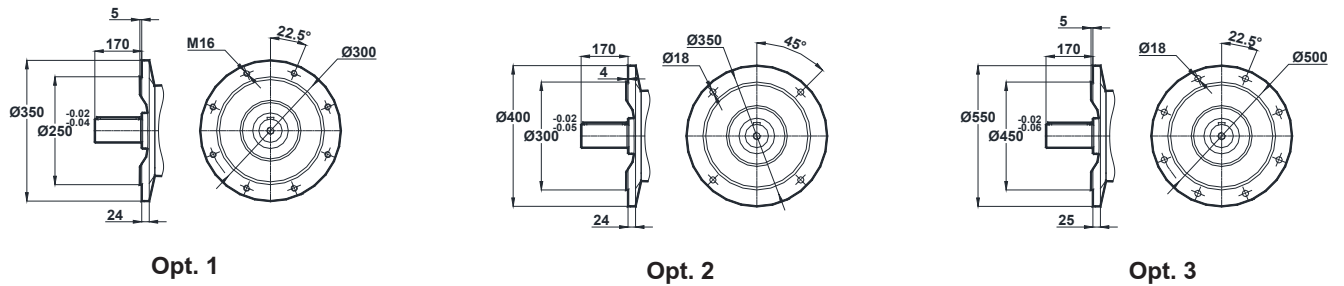
MT775 MT776

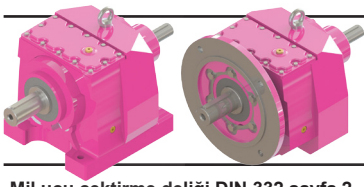


NT775 NT776

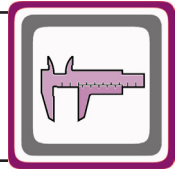


Opsiyonel Flanş Ölçüleri / Optional Flange Dimensions / Auswählbare Flanschabmessungen



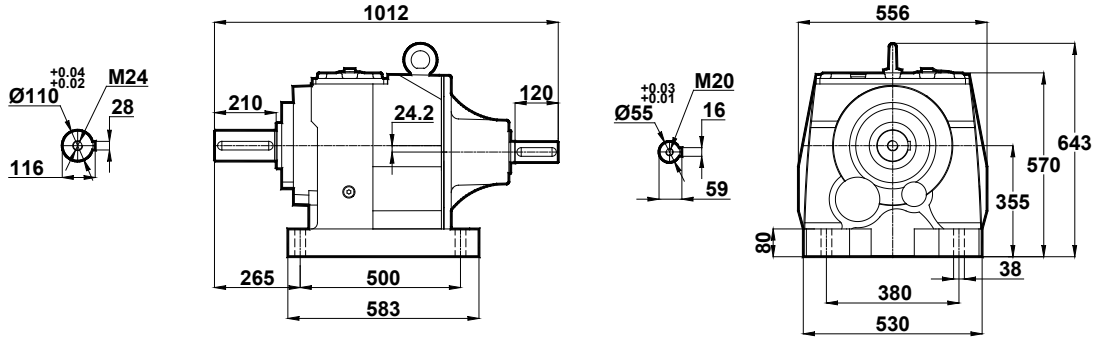


Ölçü Sayfaları Dimension Pages Abmessungsseiten

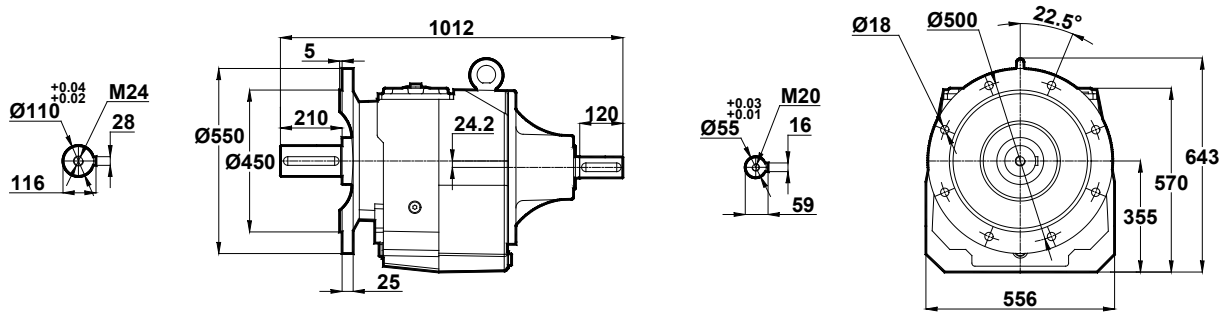


-Mil ucu çekirme deliği DIN 332 sayfa 2 / Tapped center hole to DIN 332, sheet 2 / Zentrierung mit Gewinde DIN 332, Blatt 2

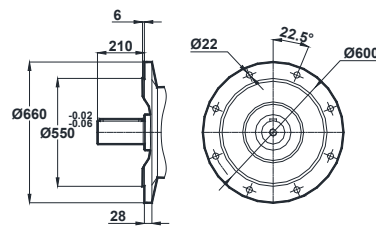
MT872 MT873



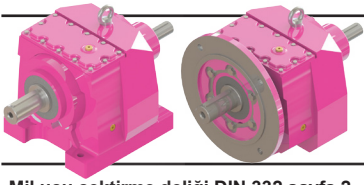
NT872 NT873



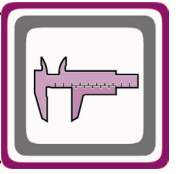
Opsiyonel Flanş Ölçüleri / Optional Flange Dimensions / Auswählbare Flanschabmessungen



Opt. 1

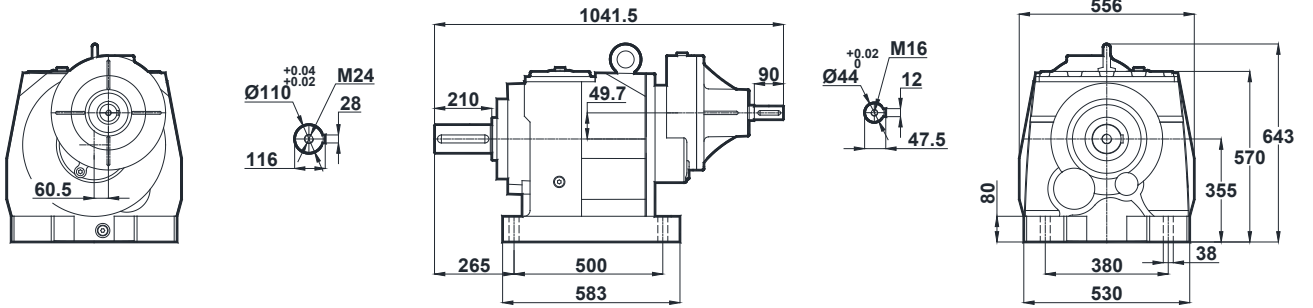


Ölçü Sayfaları Dimension Pages Abmessungsseiten

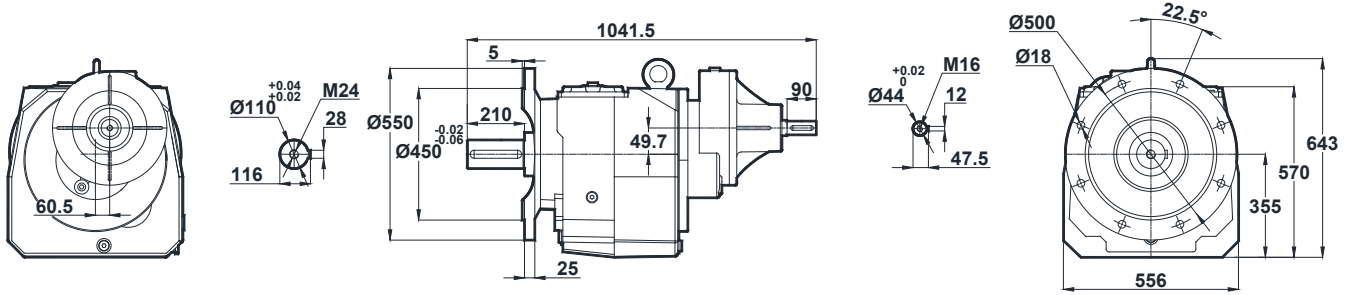


-Mil ucu çektirme deliği DIN 332 sayfa 2 / Tapped center hole to DIN 332, sheet 2 / Zentrierung mit Gewinde DIN 332, Blatt 2

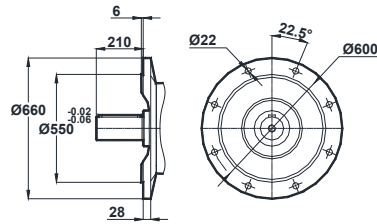
MT874



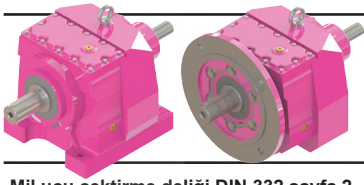
NT874



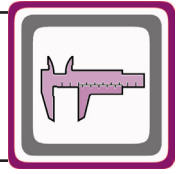
Opsiyonel Flanş Ölçüleri / Optional Flange Dimensions / Auswählbare Flanschabmessungen



Opt. 1

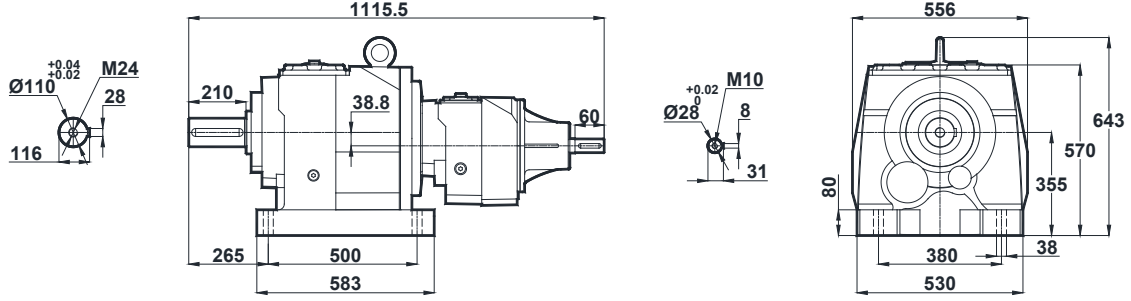


Ölçü Sayfaları Dimension Pages Abmessungsseiten

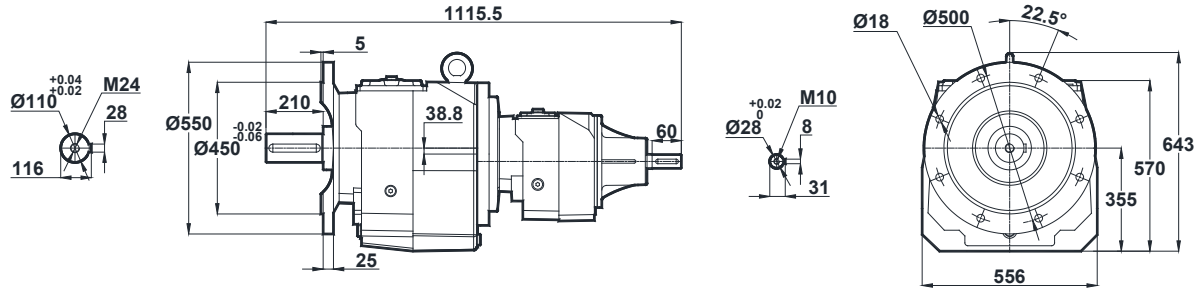


-Mil ucu çekirme deliği DIN 332 sayfa 2 / Tapped center hole to DIN 332, sheet 2 / Zentrierung mit Gewinde DIN 332, Blatt 2

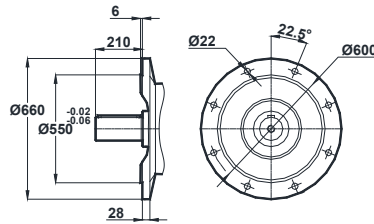
MT875 MT876



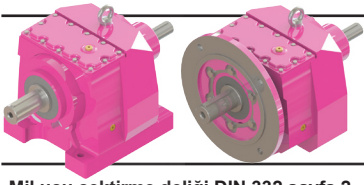
NT875 NT876



Opsiyonel Flanş Ölçüleri / Optional Flange Dimensions / Auswählbare Flanschabmessungen



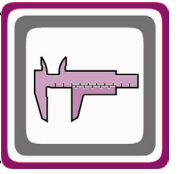
Opt. 1



Ölçü Sayfaları

Dimension Pages

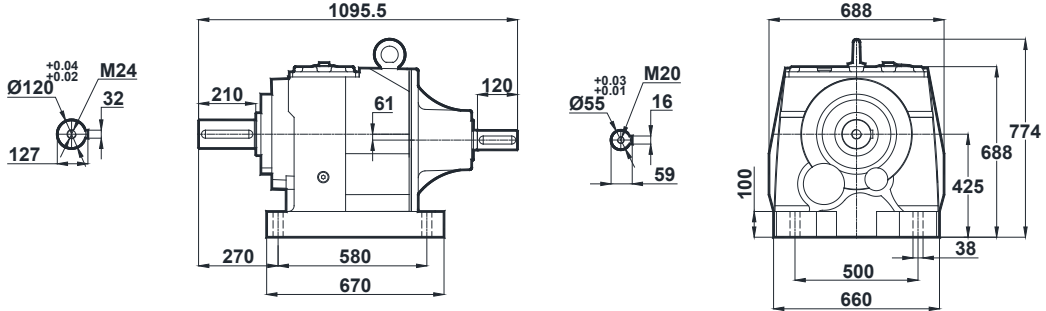
Abmessungenseiten



-Mil ucu çektirme deliği DIN 332 sayfa 2 / Tapped center hole to DIN 332, sheet 2 / Zentrierung mit Gewinde DIN 332, Blatt 2

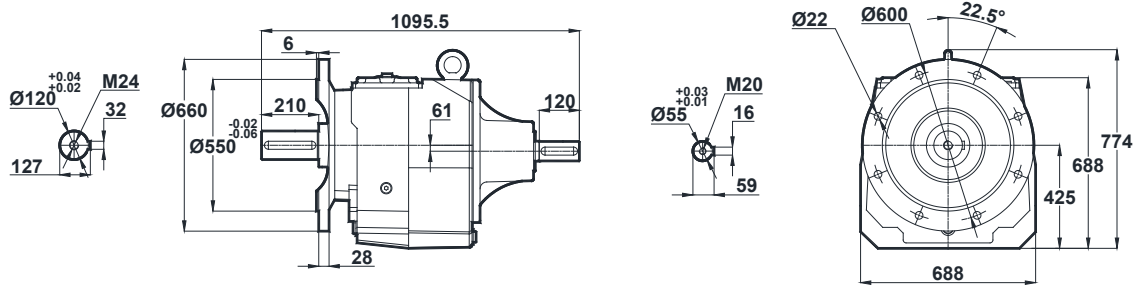
MT972

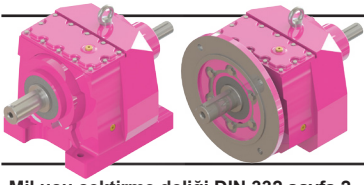
MT973



NT972

NT973

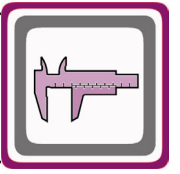




Ölçü Sayfaları

Dimension Pages

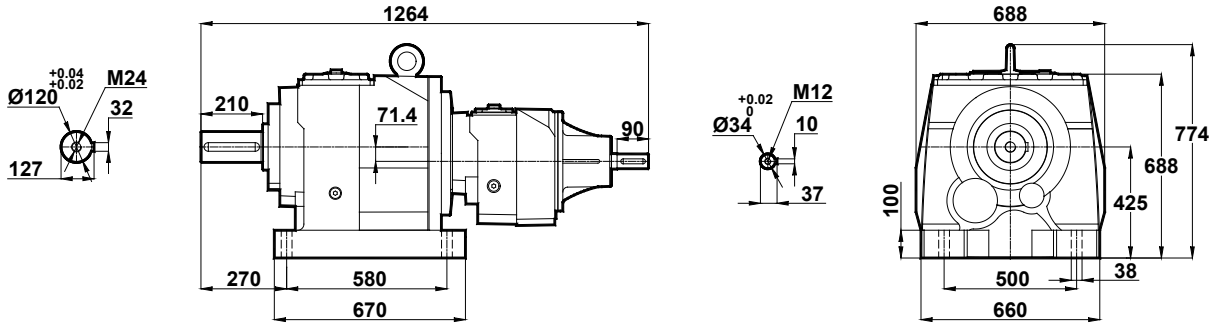
Abmessungsseiten



-Mil ucu çektirme deliği DIN 332 sayfa 2 / Tapped center hole to DIN 332, sheet 2 / Zentrierung mit Gewinde DIN 332, Blatt 2

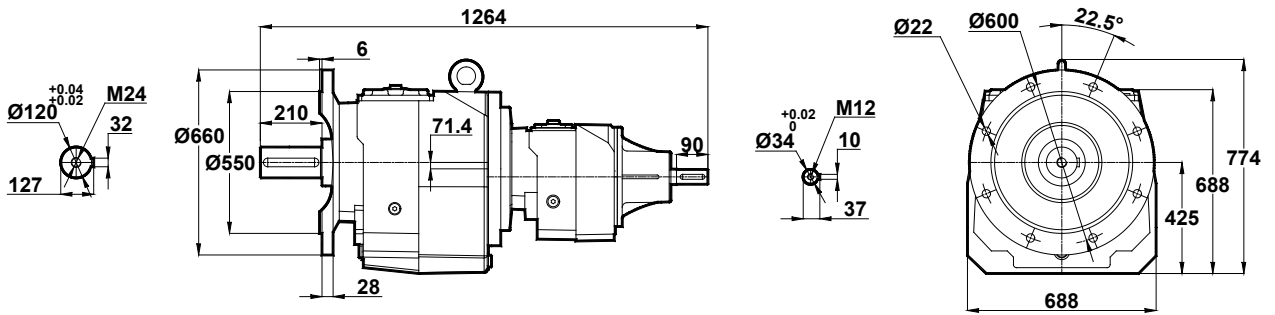
MT975


MT976



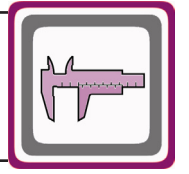
NT975

NT976



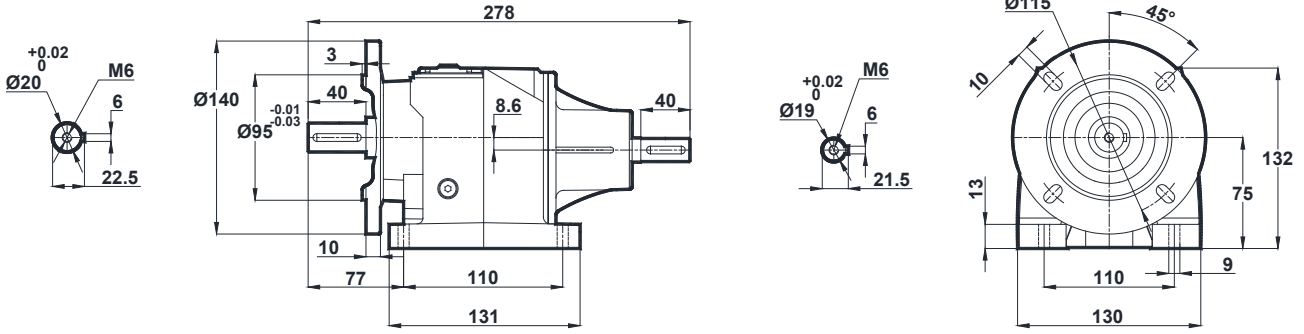


Ölçü Sayfaları Dimension Pages Abmessungenseiten

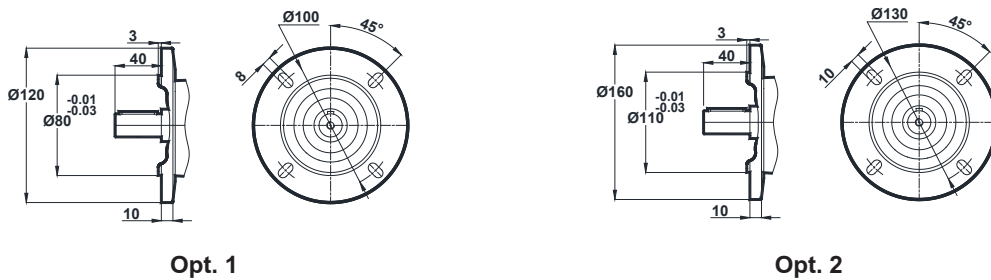



-Mil ucu çekirme deliği DIN 332 sayfa 2 / Tapped center hole to DIN 332, sheet 2 / Zentrierung mit Gewinde DIN 332, Blatt 2

MTF002
MTF003

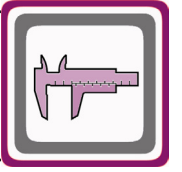


Opsiyonel Flanş Ölçüleri / Optional Flange Dimensions / Auswählbare Flanschabmessungen



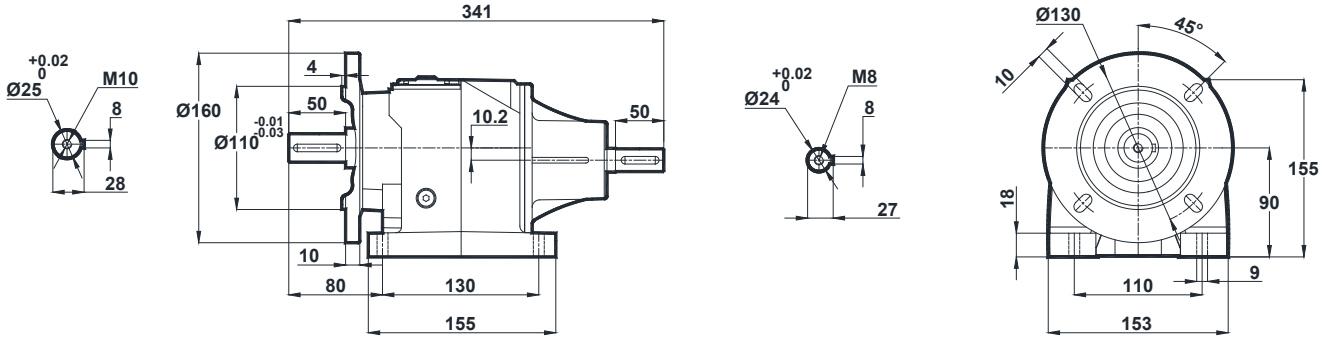


Ölçü Sayfaları Dimension Pages Abmessungsseiten

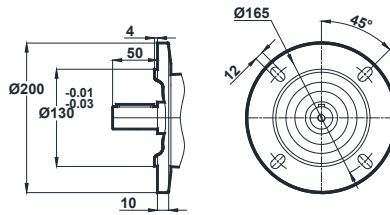


-Mil ucu çektirme deliği DIN 332 sayfa 2 / Tapped center hole to DIN 332, sheet 2 / Zentrierung mit Gewinde DIN 332, Blatt 2


MTF102 MTF103



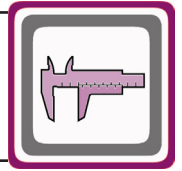
Opsiyonel Flanş Ölçüleri / Optional Flange Dimensions / Auswählbare Flanschabmessungen



Opt. 1

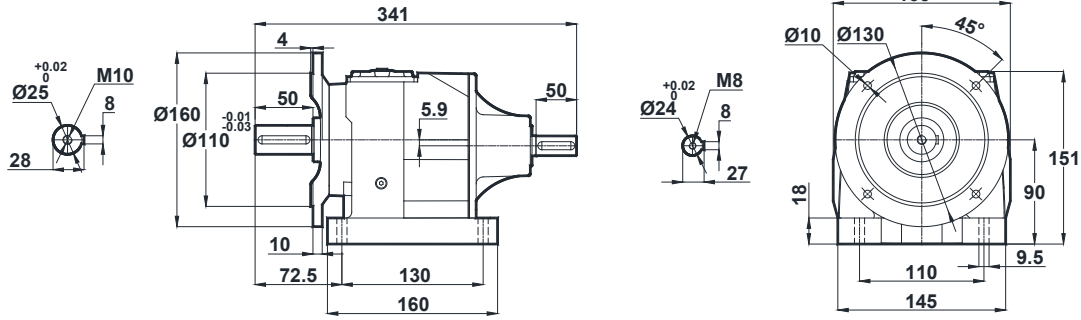


Ölçü Sayfaları Dimension Pages Abmessungsseiten

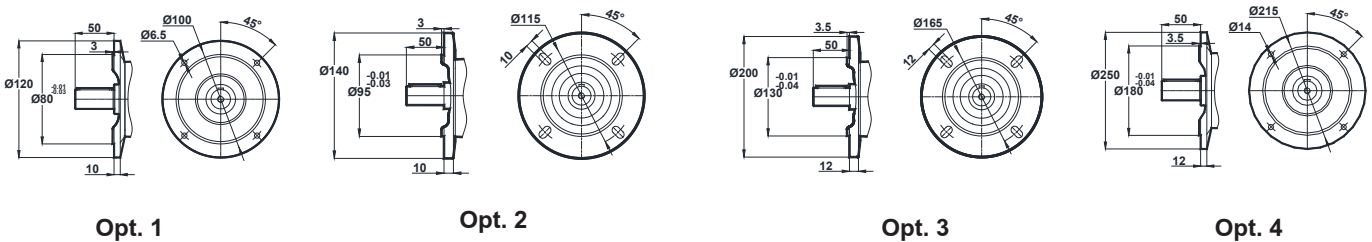



-Mil ucu çekirme deliği DIN 332 sayfa 2 / Tapped center hole to DIN 332, sheet 2 / Zentrierung mit Gewinde DIN 332, Blatt 2

MTF172
MTF173

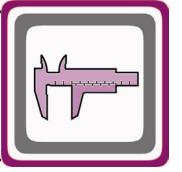


Opsiyonel Flanş Ölçüleri / Optional Flange Dimensions / Auswählbare Flanschabmessungen



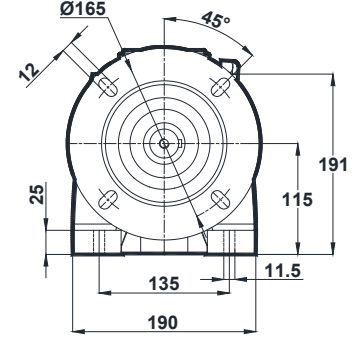
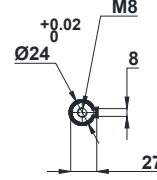
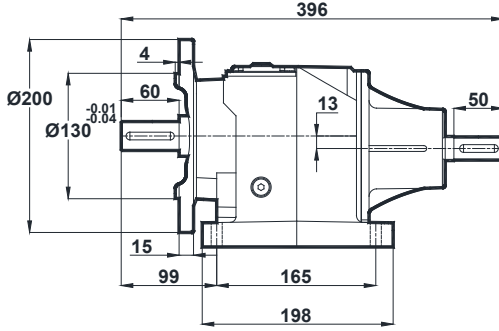
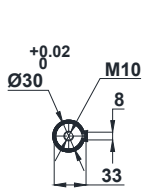


Ölçü Sayfaları Dimension Pages Abmessungenseiten

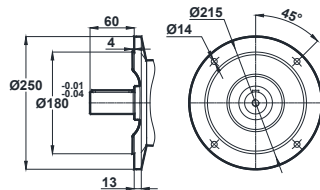


-Mil ucu çektirme deliği DIN 332 sayfa 2 / Tapped center hole to DIN 332, sheet 2 / Zentrierung mit Gewinde DIN 332, Blatt 2

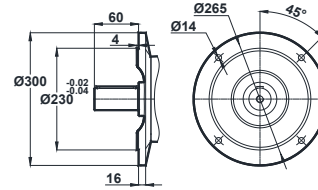
MTF202
MTF203




Opsiyonel Flanş Ölçüleri / Optional Flange Dimensions / Auswählbare Flanschabmessungen



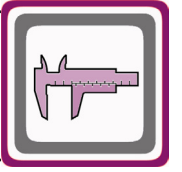
Opt. 1



Opt. 2

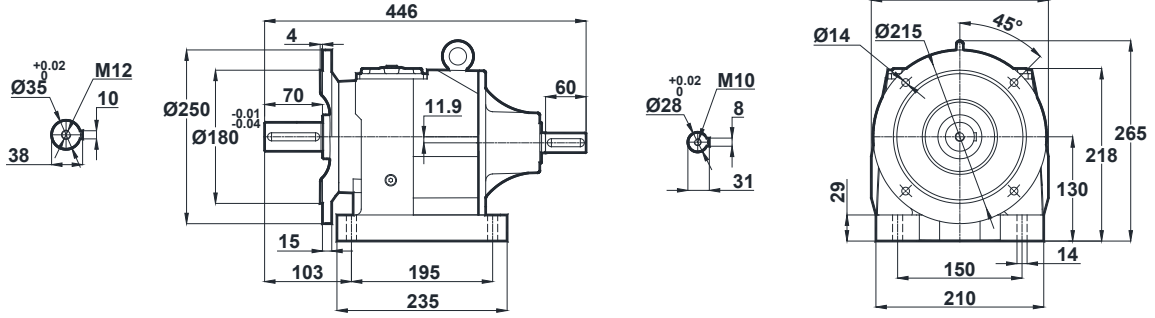


Ölçü Sayfaları Dimension Pages Abmessungenseiten

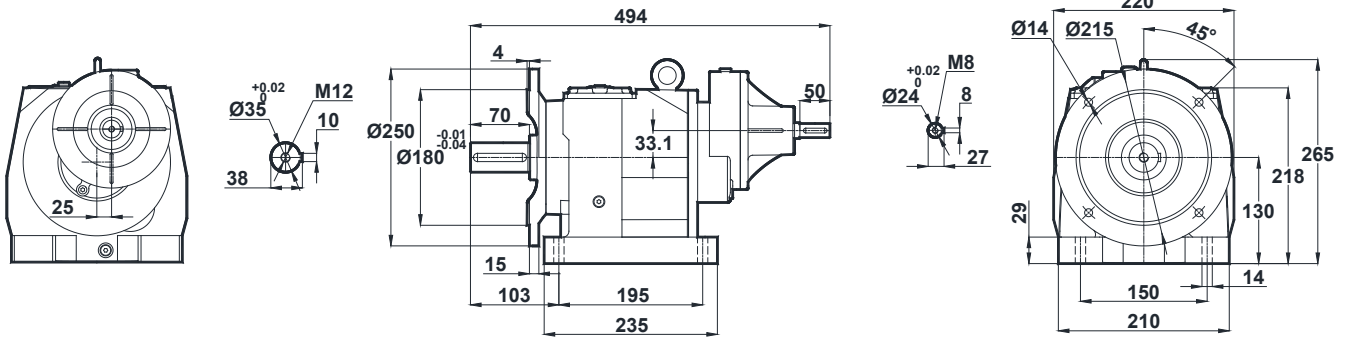


-Mil ucu çektirme deliği DIN 332 sayfa 2 / Tapped center hole to DIN 332, sheet 2 / Zentrierung mit Gewinde DIN 332, Blatt 2

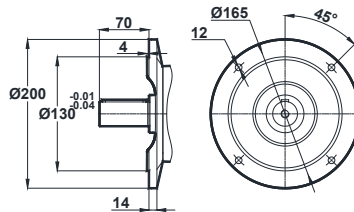
MTF282 MTF283




MTF284



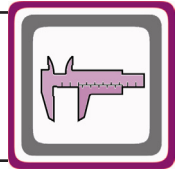
Opsiyonel Flanş Ölçüleri / Optional Flange Dimensions / Auswählbare Flanschabmessungen



Opt. 1

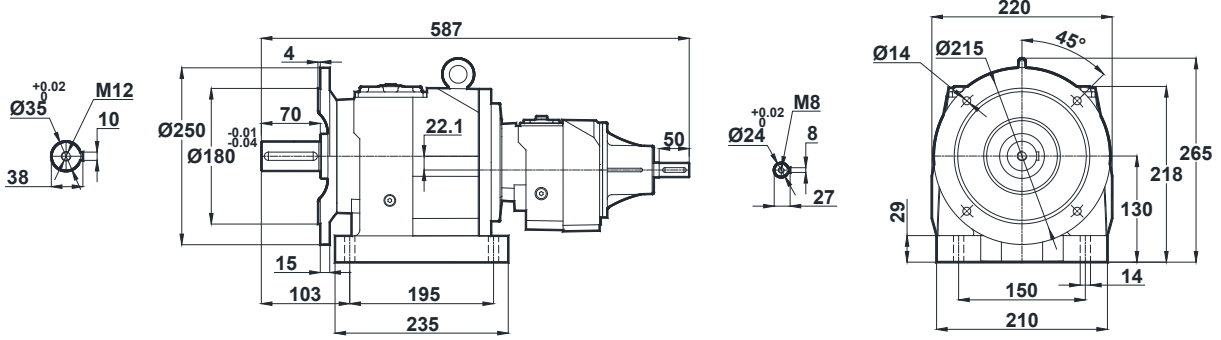


Ölçü Sayfaları Dimension Pages Abmessungenseiten

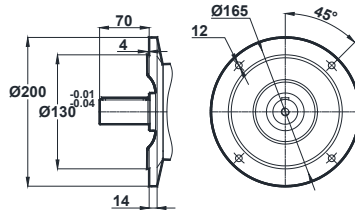


-Mil ucu çekirtme deliği DIN 332 sayfa 2 / Tapped center hole to DIN 332, sheet 2 / Zentrierung mit Gewinde DIN 332, Blatt 2


MTF285
MTF286



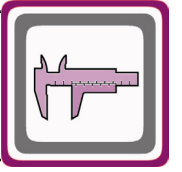
Opsiyonel Flanş Ölçüleri / Optional Flange Dimensions / Auswählbare Flanschabmessungen



Opt. 1

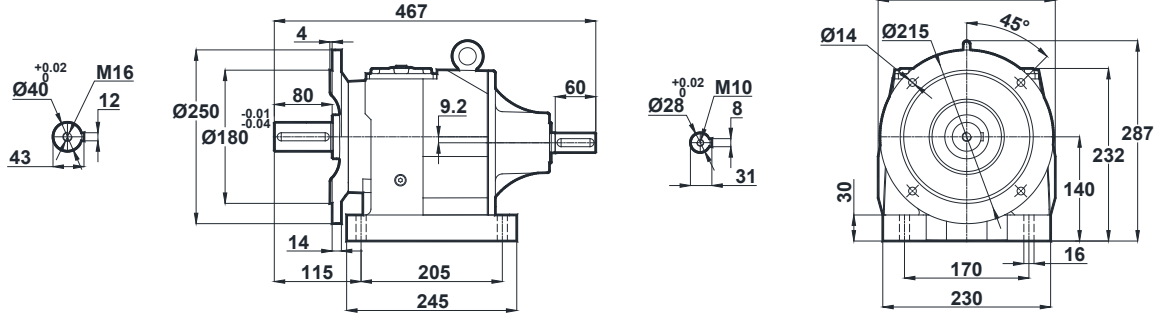


Ölçü Sayfaları Dimension Pages Abmessungsseiten

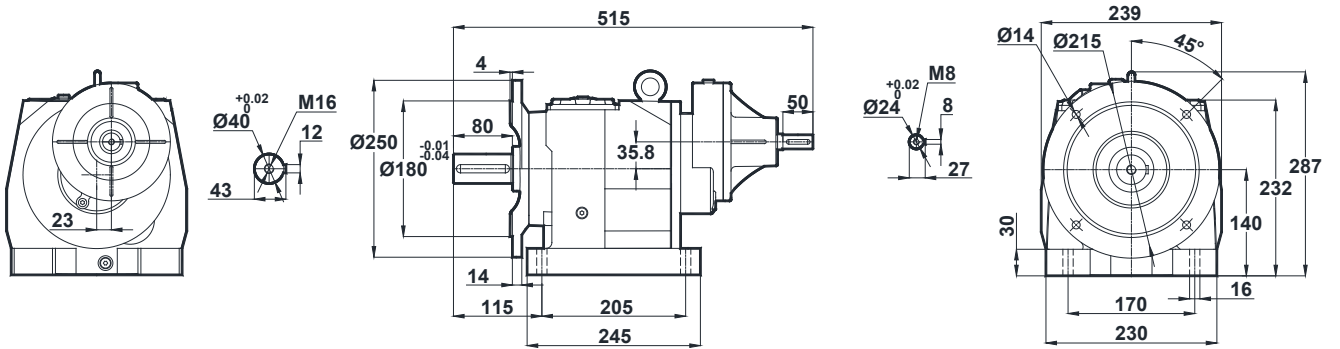


-Mil ucu çektirme deliği DIN 332 sayfa 2 / Tapped center hole to DIN 332, sheet 2 / Zentrierung mit Gewinde DIN 332, Blatt 2

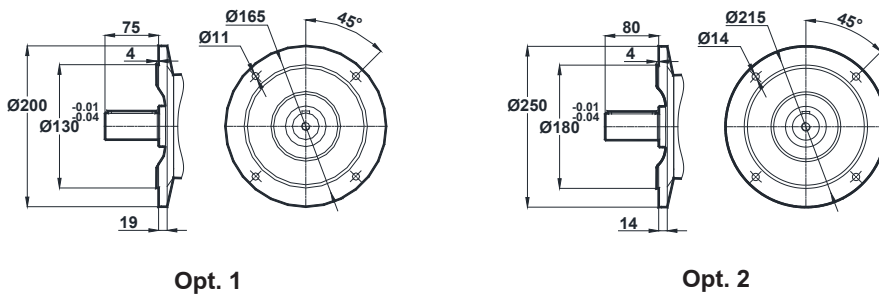
MTF372 MTF373




MTF374

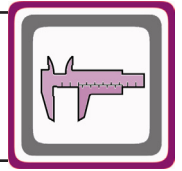


Opsiyonel Flanş Ölçüleri / Optional Flange Dimensions / Auswählbare Flanschabmessungen



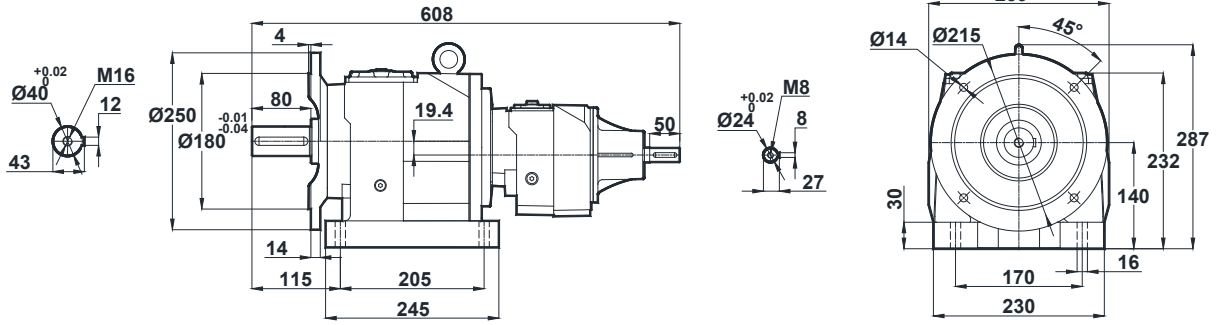


Ölçü Sayfaları Dimension Pages Abmessungsseiten

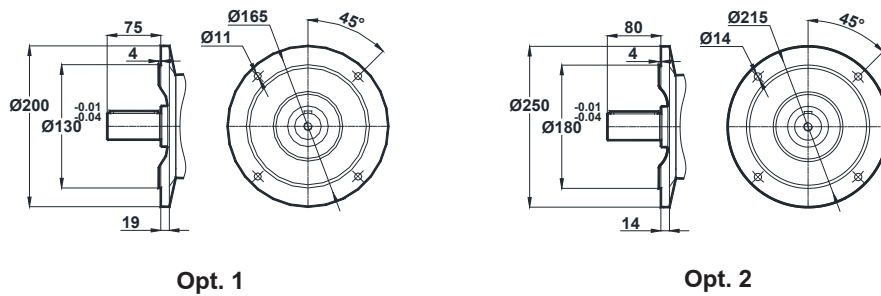



-Mil ucu çekirme deliği DIN 332 sayfa 2 / Tapped center hole to DIN 332, sheet 2 / Zentrierung mit Gewinde DIN 332, Blatt 2

MTF375
MTF376

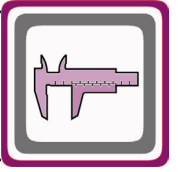


Opsiyonel Flanş Ölçüleri / Optional Flange Dimensions / Auswählbare Flanschabmessungen



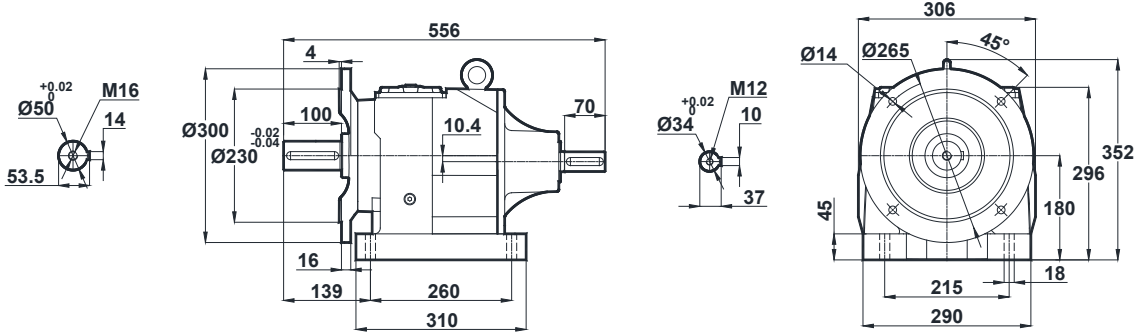


Ölçü Sayfaları Dimension Pages Abmessungenseiten

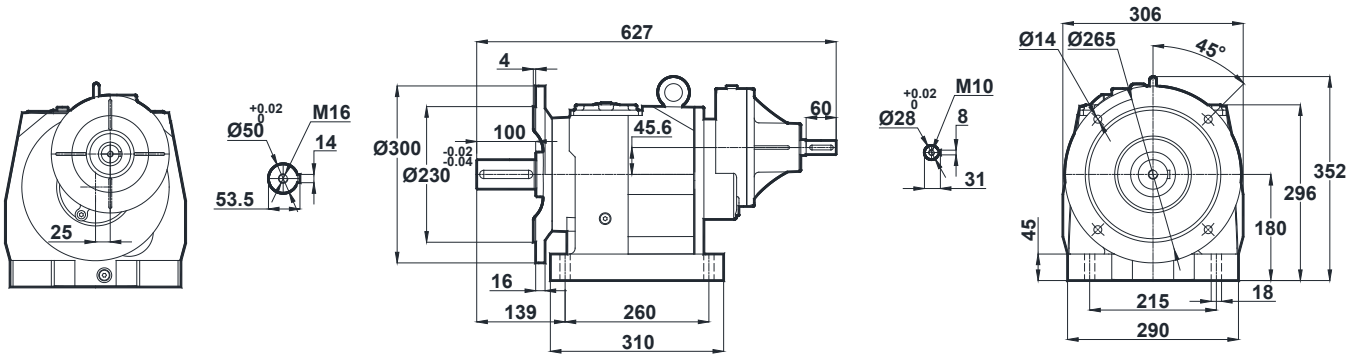


-Mil ucu çektirme deliği DIN 332 sayfa 2 / Tapped center hole to DIN 332, sheet 2 / Zentrierung mit Gewinde DIN 332, Blatt 2

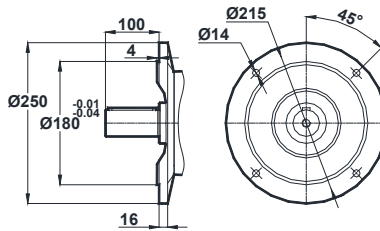
MTF472 MTF473




MTF474



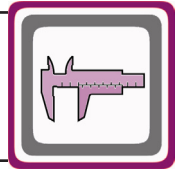
Opsiyonel Flanş Ölçüleri / Optional Flange Dimensions / Auswählbare Flanschabmessungen



Opt. 1

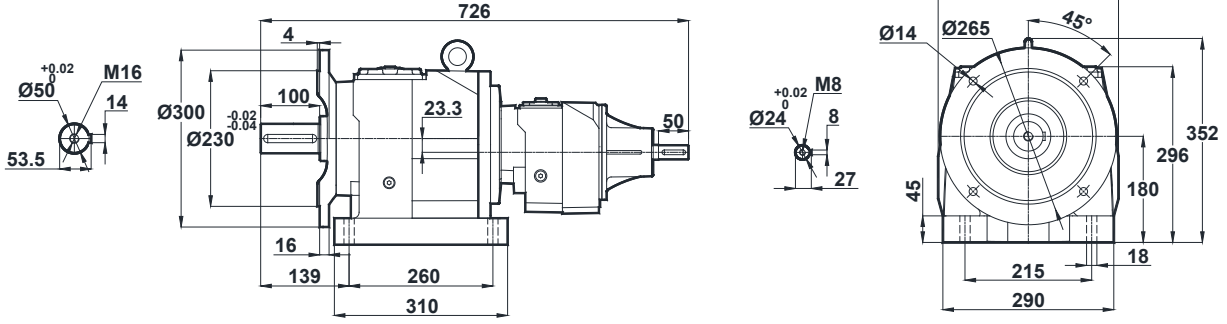


Ölçü Sayfaları Dimension Pages Abmessungenseiten

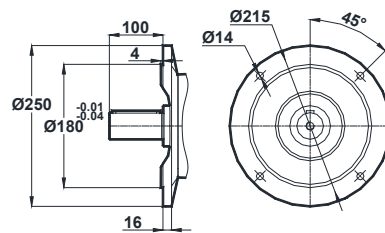


-Mil ucu çektirme deliği DIN 332 sayfa 2 / Tapped center hole to DIN 332, sheet 2 / Zentrierung mit Gewinde DIN 332, Blatt 2


MTF475
MTF476



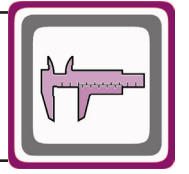
Opsiyonel Flanş Ölçüleri / Optional Flange Dimensions / Auswählbare Flanschabmessungen



Opt. 1

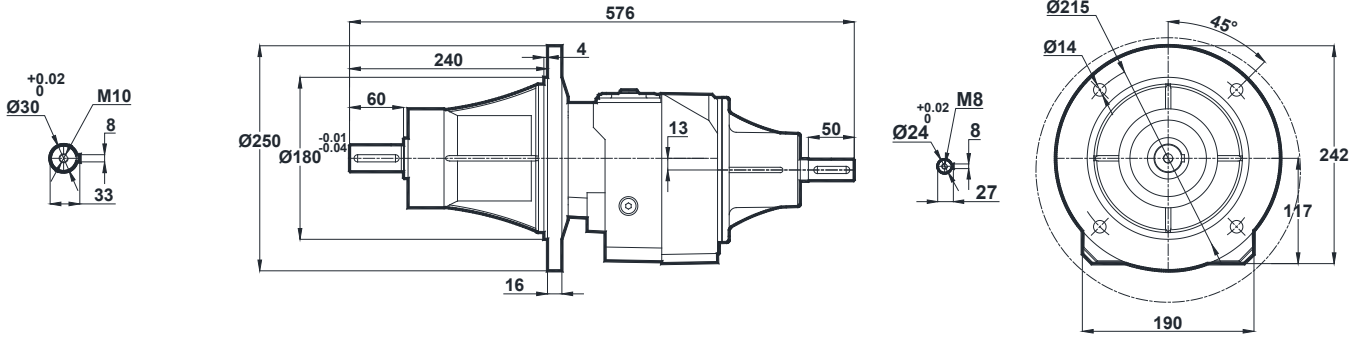



Ölçü Sayfaları Dimension Pages Abmessungsseiten



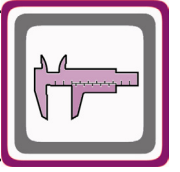
-Mil ucu çektirme deliği DIN 332 sayfa 2 / Tapped center hole to DIN 332, sheet 2 / Zentrierung mit Gewinde DIN 332, Blatt 2

NTB202
NTB203



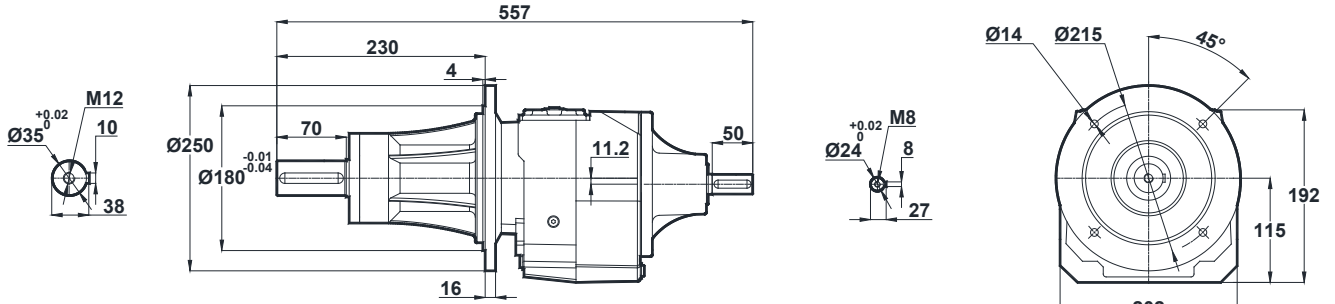


Ölçü Sayfaları Dimension Pages Abmessungsseiten

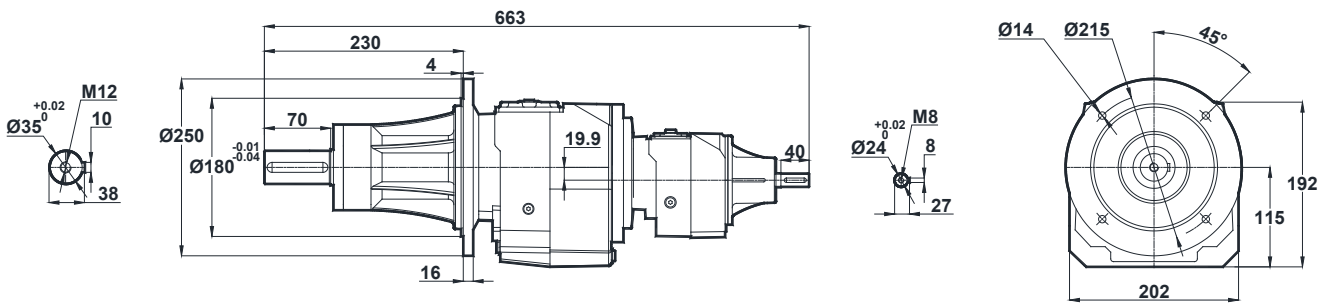



-Mil ucu çektirme deliği DIN 332 sayfa 2 / Tapped center hole to DIN 332, sheet 2 / Zentrierung mit Gewinde DIN 332, Blatt 2

NTB272 NTB273

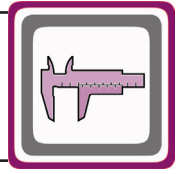


NTB275 NTB276



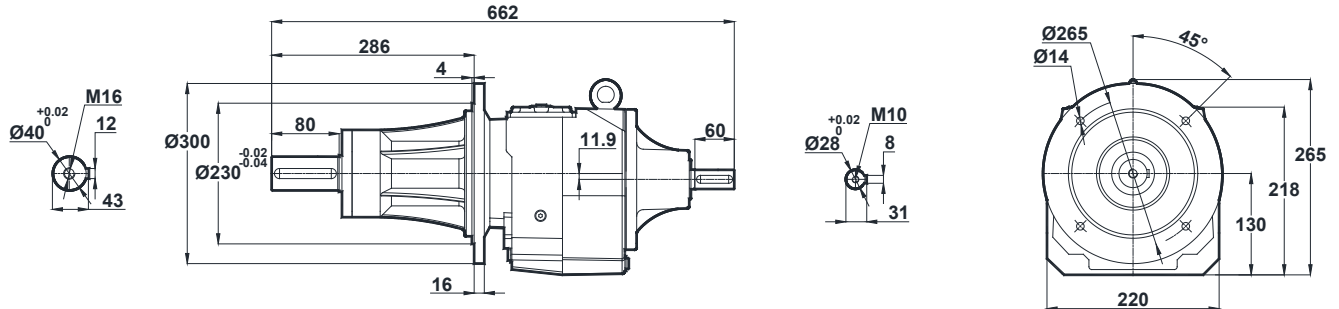


Ölçü Sayfaları Dimension Pages Abmessungsseiten

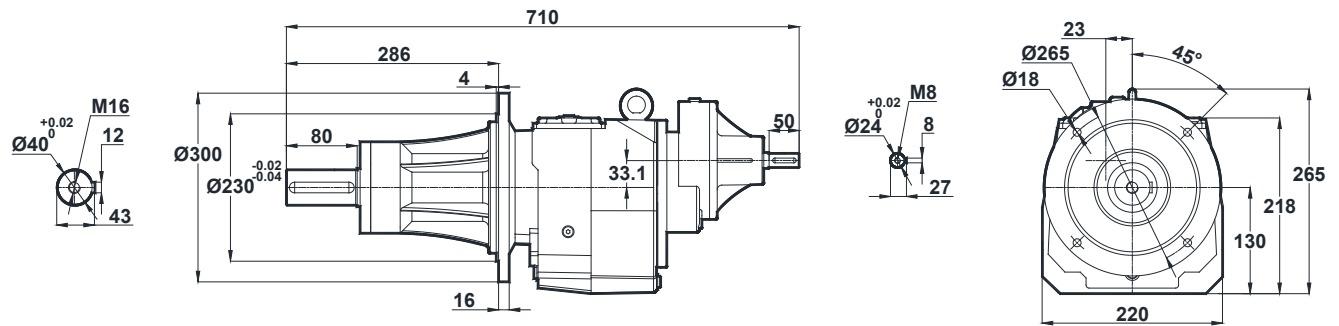



-Mil ucu çektirme deliği DIN 332 sayfa 2 / Tapped center hole to DIN 332, sheet 2 / Zentrierung mit Gewinde DIN 332, Blatt 2

NTB282 NTB283

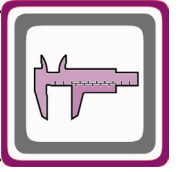


NTB284



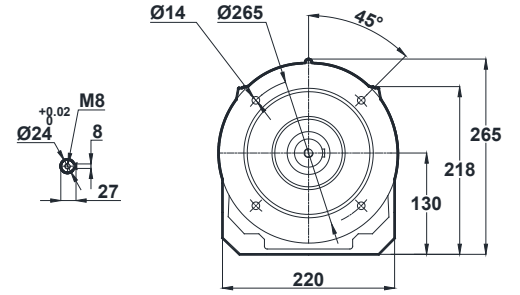
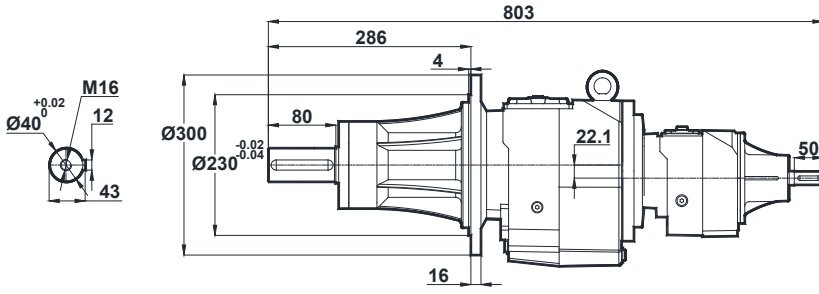



Ölçü Sayfaları Dimension Pages Abmessungsseiten



-Mil ucu çektirme deliği DIN 332 sayfa 2 / Tapped center hole to DIN 332, sheet 2 / Zentrierung mit Gewinde DIN 332, Blatt 2

NTB285
NTB286

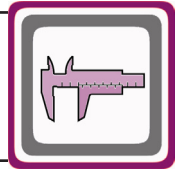




Ölçü Sayfaları

Dimension Pages

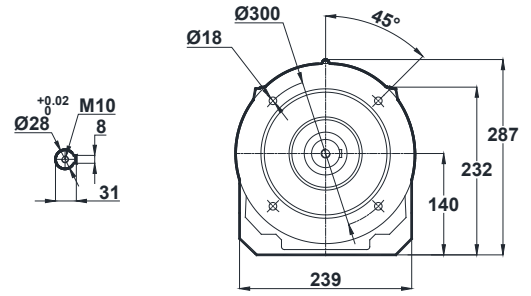
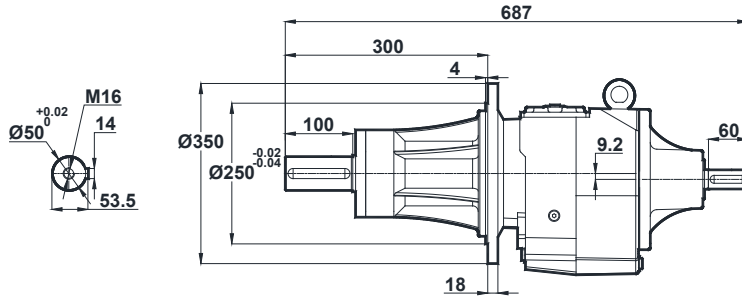
Abmessungsseiten



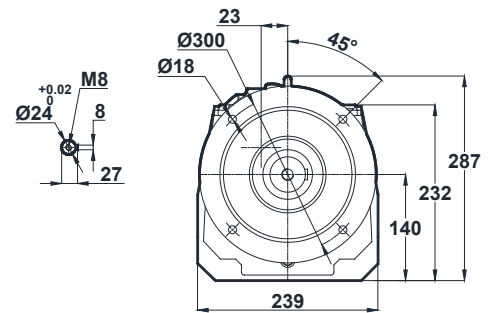
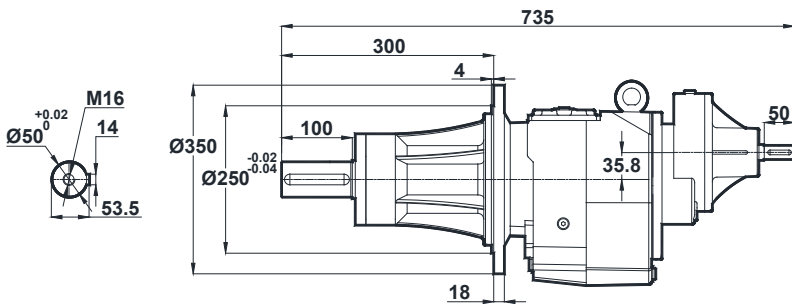
-Mil ucu çektirme deliği DIN 332 sayfa 2 / Tapped center hole to DIN 332, sheet 2 / Zentrierung mit Gewinde DIN 332, Blatt 2


NTB372

NTB373

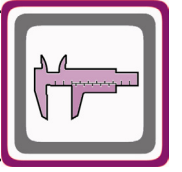


NTB374



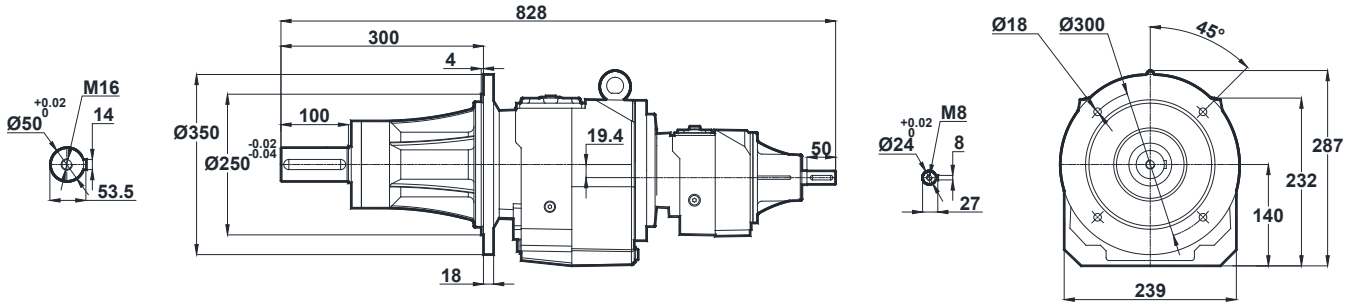



Ölçü Sayfaları Dimension Pages Abmessungsseiten



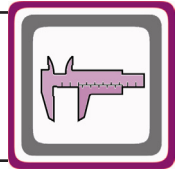
-Mil ucu çektirme deliği DIN 332 sayfa 2 / Tapped center hole to DIN 332, sheet 2 / Zentrierung mit Gewinde DIN 332, Blatt 2

NTB375
NTB376



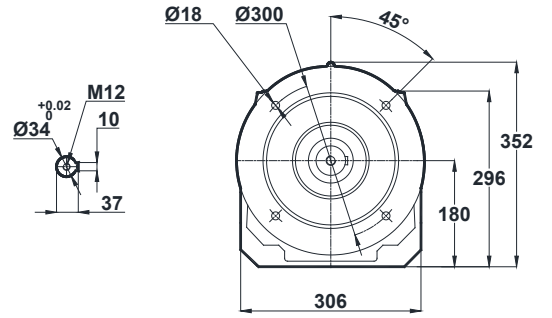
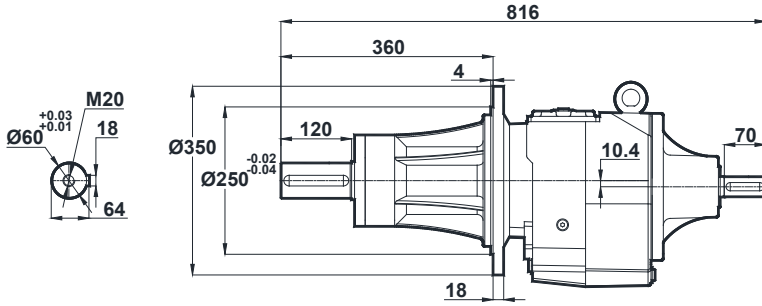


Ölçü Sayfaları Dimension Pages Abmessungsseiten

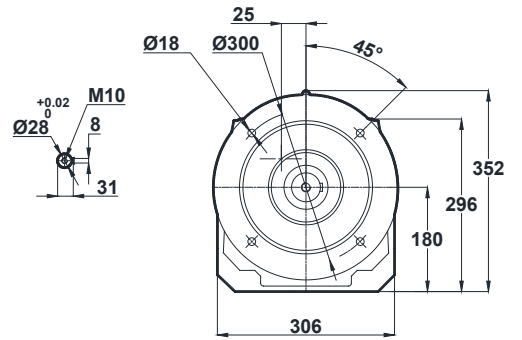
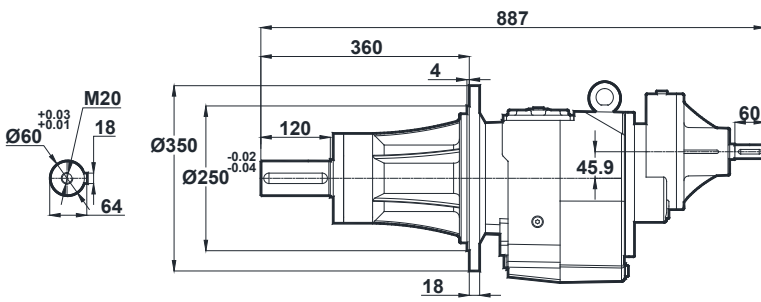



-Mil ucu çektirme deliği DIN 332 sayfa 2 / Tapped center hole to DIN 332, sheet 2 / Zentrierung mit Gewinde DIN 332, Blatt 2

NTB472 NTB473

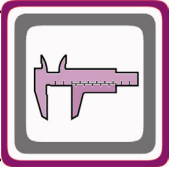


NTB474



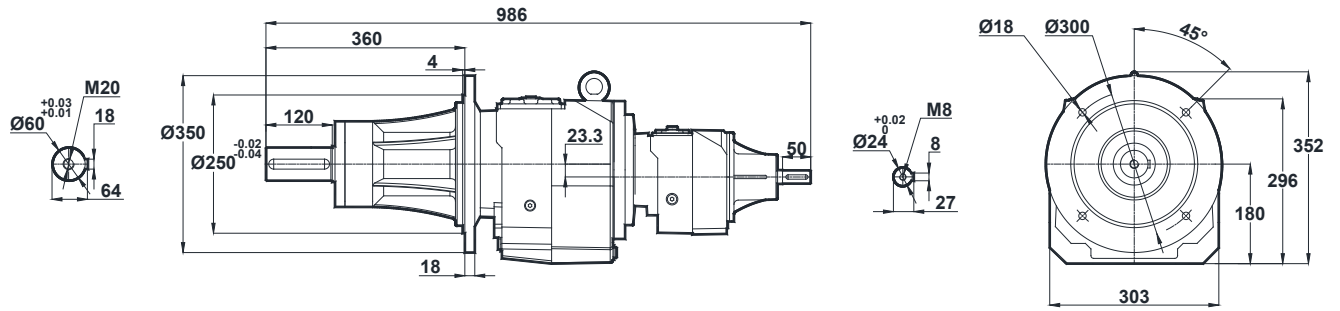



Ölçü Sayfaları Dimension Pages Abmessungsseiten



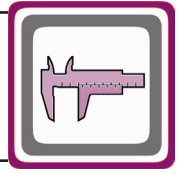
-Mil ucu çektirme deliği DIN 332 sayfa 2 / Tapped center hole to DIN 332, sheet 2 / Zentrierung mit Gewinde DIN 332, Blatt 2

NTB475
NTB476



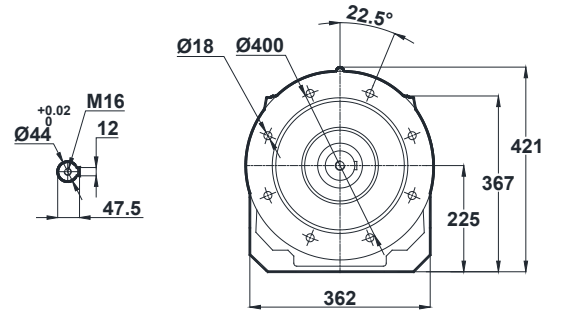
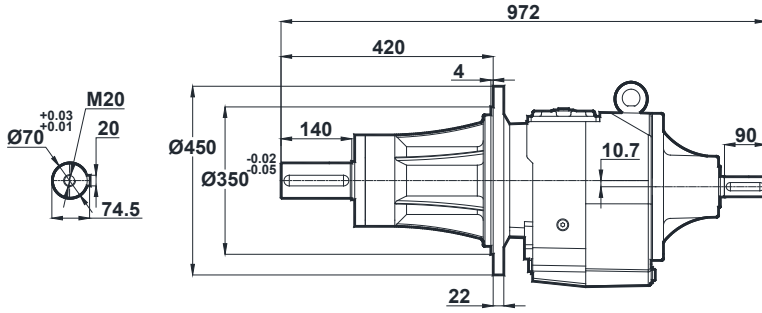


Ölçü Sayfaları Dimension Pages Abmessungsseiten

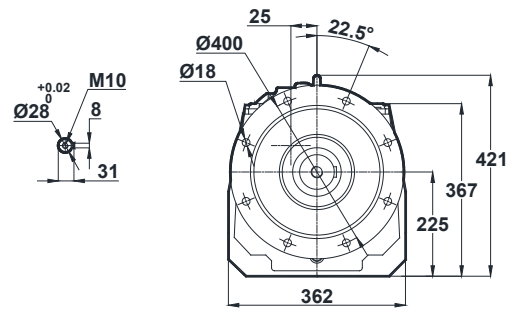
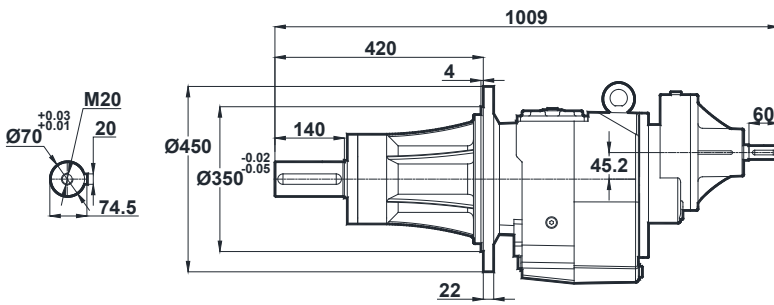



-Mil ucu çektirme deliği DIN 332 sayfa 2 / Tapped center hole to DIN 332, sheet 2 / Zentrierung mit Gewinde DIN 332, Blatt 2

NTB572 NTB573

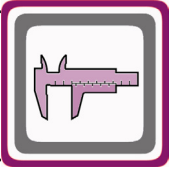


NTB574



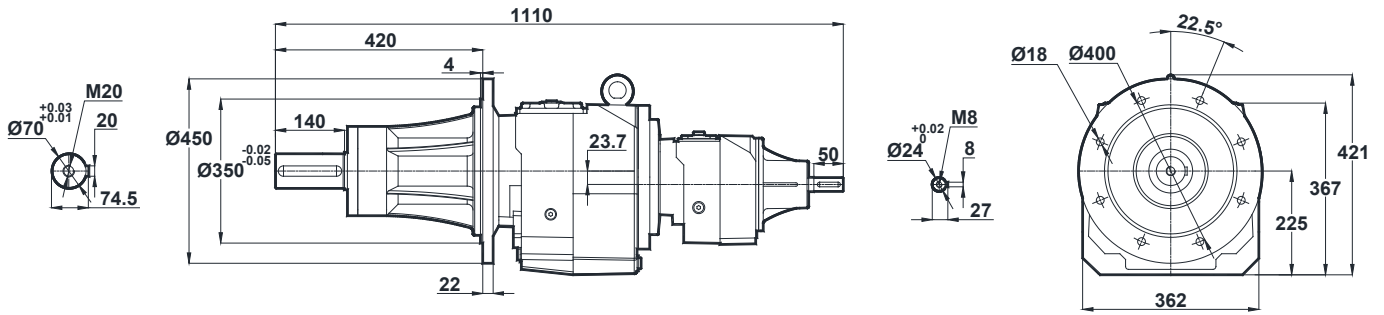



Ölçü Sayfaları Dimension Pages Abmessungsseiten



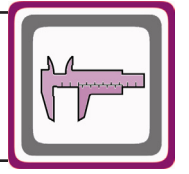
-Mil ucu çektirme deliği DIN 332 sayfa 2 / Tapped center hole to DIN 332, sheet 2 / Zentrierung mit Gewinde DIN 332, Blatt 2

NTB575
NTB576



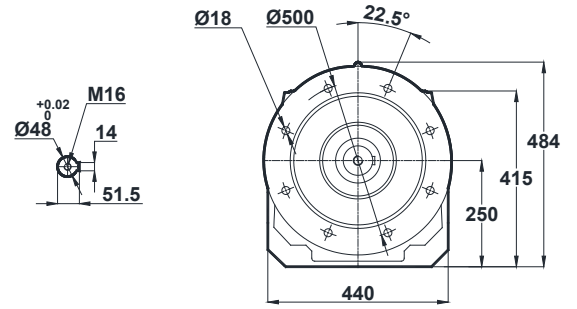
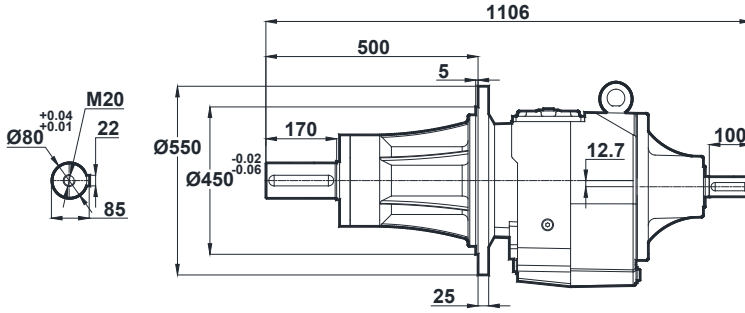


Ölçü Sayfaları Dimension Pages Abmessungenseiten

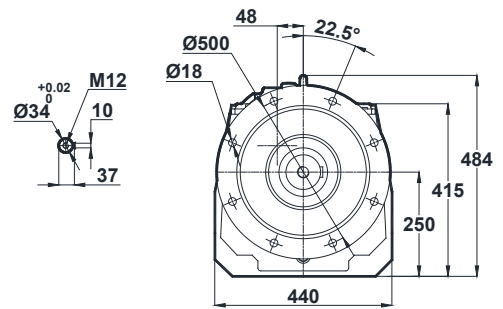
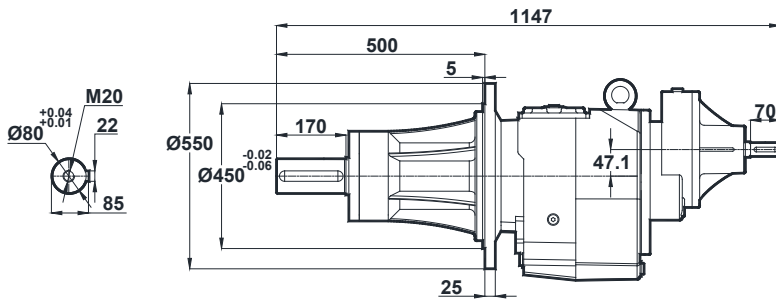



-Mil ucu çektirme deliği DIN 332 sayfa 2 / Tapped center hole to DIN 332, sheet 2 / Zentrierung mit Gewinde DIN 332, Blatt 2

NTB672 NTB673

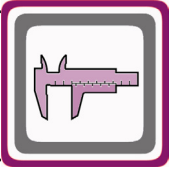


NTB674



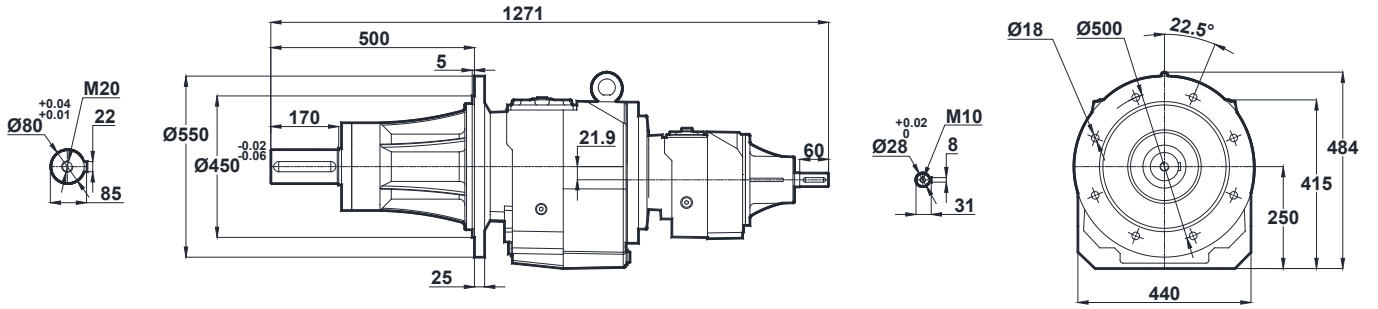



Ölçü Sayfaları Dimension Pages Abmessungsseiten



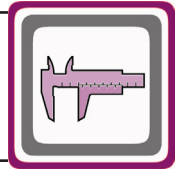
-Mil ucu çektirme deliği DIN 332 sayfa 2 / Tapped center hole to DIN 332, sheet 2 / Zentrierung mit Gewinde DIN 332, Blatt 2

NTB675
NTB676



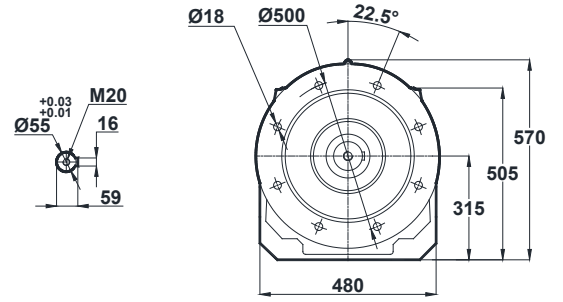
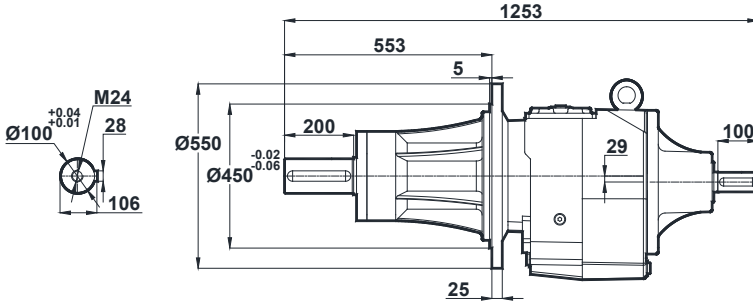


Ölçü Sayfaları Dimension Pages Abmessungenseiten

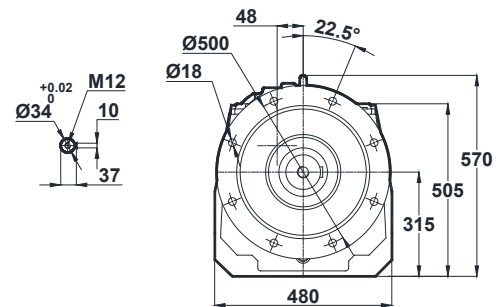
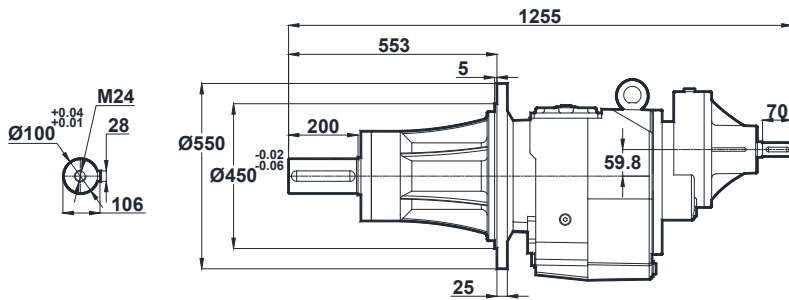



-Mil ucu çektirme deliği DIN 332 sayfa 2 / Tapped center hole to DIN 332, sheet 2 / Zentrierung mit Gewinde DIN 332, Blatt 2

NTB772 NTB773

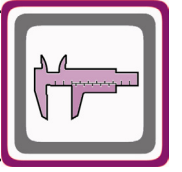


NTB774



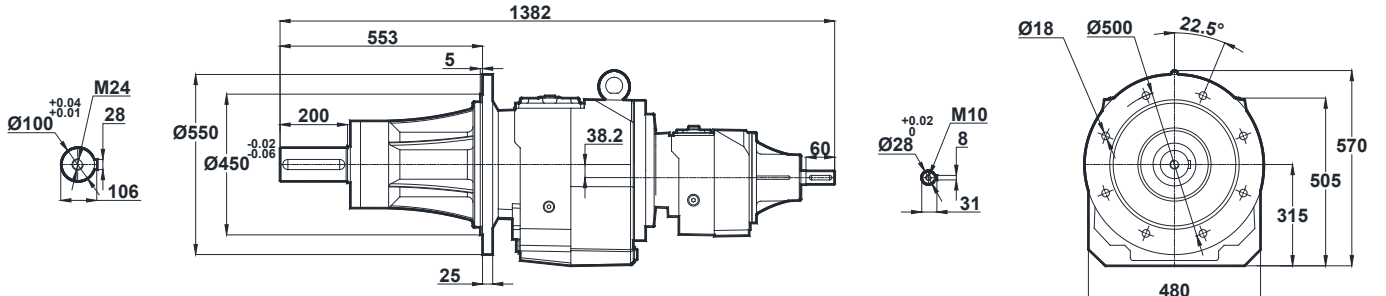



Ölçü Sayfaları Dimension Pages Abmessungenseiten



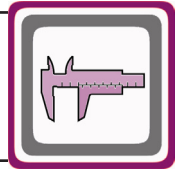
-Mil ucu çektirme deliği DIN 332 sayfa 2 / Tapped center hole to DIN 332, sheet 2 / Zentrierung mit Gewinde DIN 332, Blatt 2

NTB775
NTB776



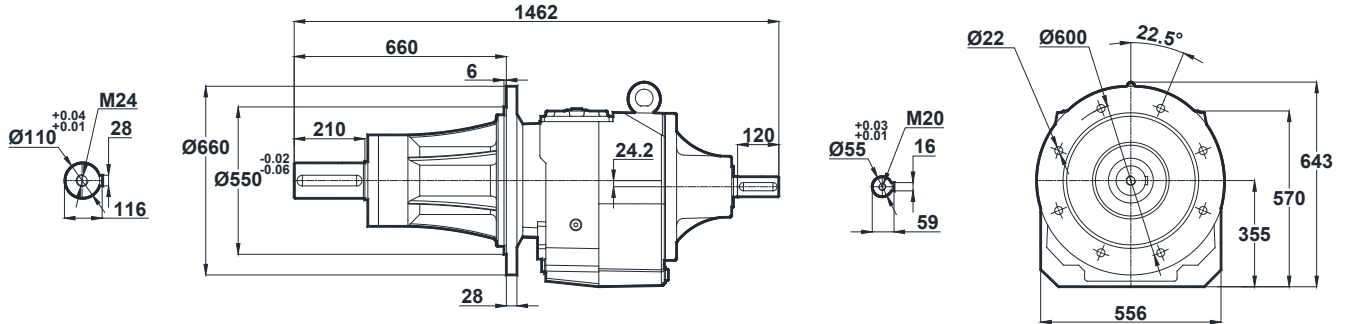


Ölçü Sayfaları Dimension Pages Abmessungsseiten

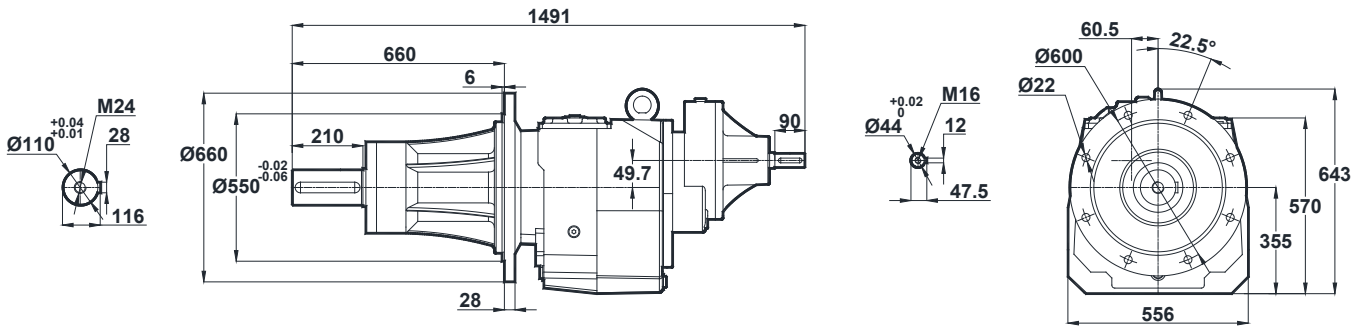



-Mil ucu çektirme deliği DIN 332 sayfa 2 / Tapped center hole to DIN 332, sheet 2 / Zentrierung mit Gewinde DIN 332, Blatt 2

NTB872 NTB873

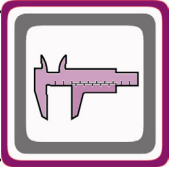


NTB874



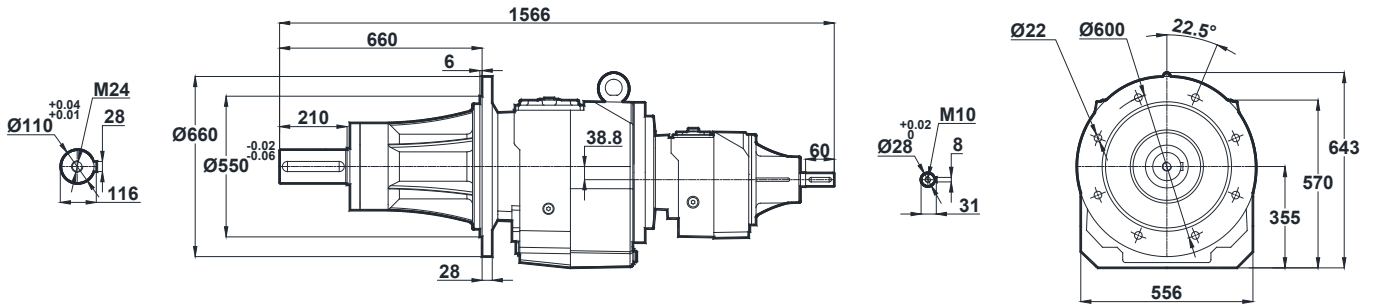



Ölçü Sayfaları Dimension Pages Abmessungsseiten



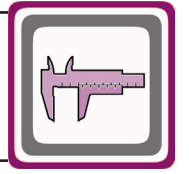
-Mil ucu çektirme deliği DIN 332 sayfa 2 / Tapped center hole to DIN 332, sheet 2 / Zentrierung mit Gewinde DIN 332, Blatt 2

NTB875
NTB876



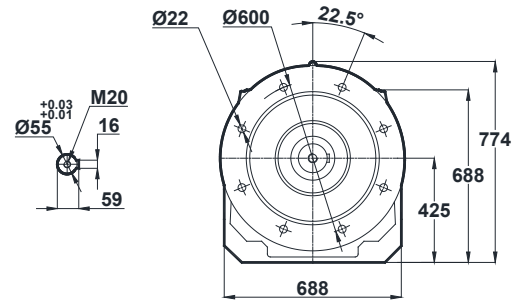
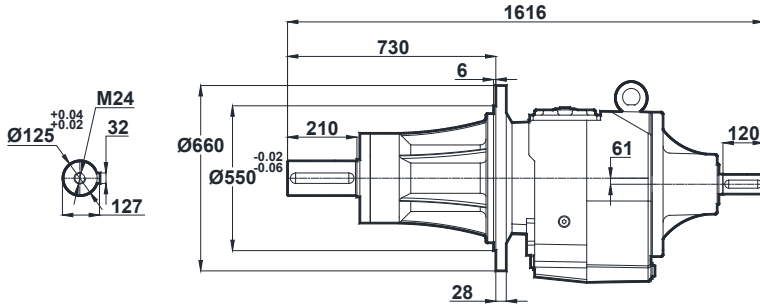


Ölçü Sayfaları Dimension Pages Abmessungsseiten

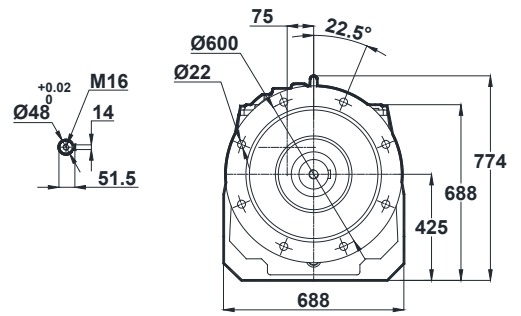
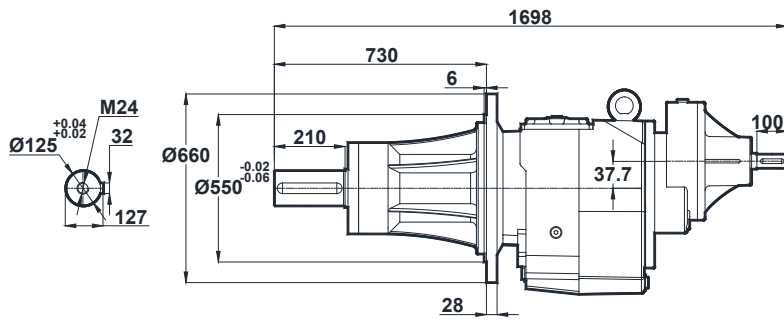



-Mil ucu çektirme deliği DIN 332 sayfa 2 / Tapped center hole to DIN 332, sheet 2 / Zentrierung mit Gewinde DIN 332, Blatt 2

NTB972 NTB973



NTB974

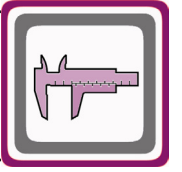




Ölçü Sayfaları

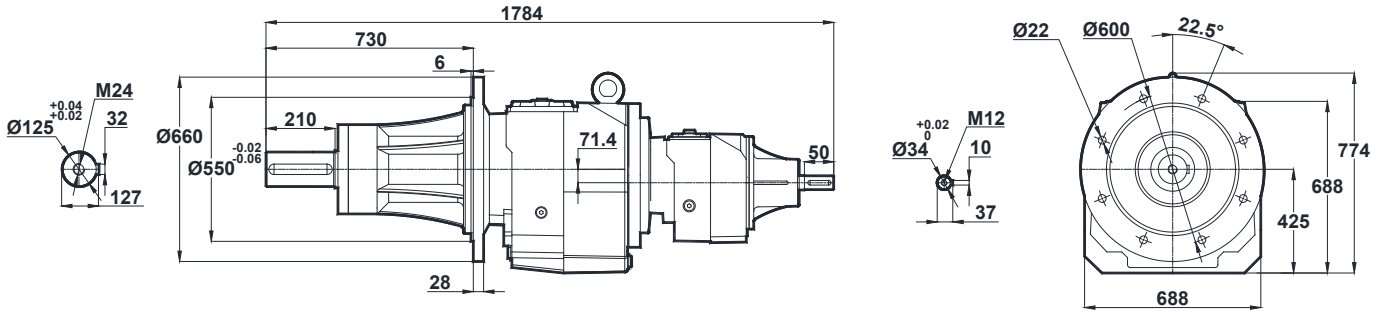
Dimension Pages


Abmessungsseiten




-Mil ucu çektirme deliği DIN 332 sayfa 2 / Tapped center hole to DIN 332, sheet 2 / Zentrierung mit Gewinde DIN 332, Blatt 2

NTB975
NTB976

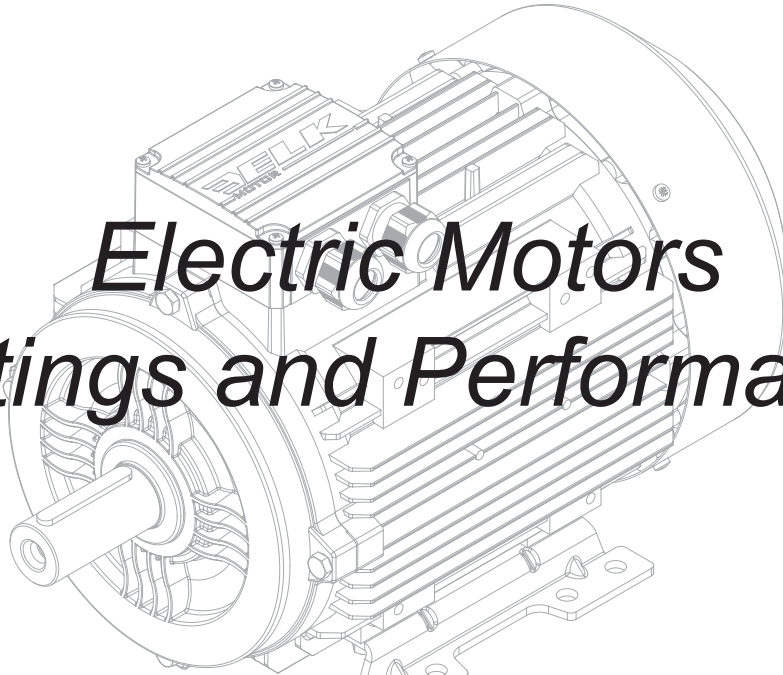







Elektrik Motorlarının Performans Deęerleri

*Electric Motors
Ratings and Performance*



**Elektromotoren
Leistungsdaten**



Elektrik Motorlarının Performans Değerleri

Electric Motors Ratings and Performance


Elektromotoren Leistungsdaten



400V 50Hz 3000 d/d / 400V 50Hz 3000 rpm / 400V 50Hz 3000 UpM

IE3

Tip Type Typ	Tam Yük Değerleri Full-load Data Vollastdaten							Kalkış Değerleri Starting Data Startdaten			Devrilme Momenti Breakdown Torque Kippmo- ment	Atalet Momenti Moment of Inertia Trägheits- moment	B3 Motor Ağırlığı B3 Motor Gewicht	Ses Seviyesi Noise Level Geräusch- pegel	
	Güç Power Leistung	Devir Speed Drehzahl	Akım Current Nennstrom	Moment Torque Drehmoment	Güç Faktörü Power Factor Leistungsfaktor	Verim % η Efficiency % η Wirkungsgrad % η			Akım Current Nennstrom	Moment Torque Drehmoment					
	kW	d/d rpm UpM	A	Nm	cos ϕ	4 / 4	3 / 4	1 / 2	I_A/I_N	M_A/M_N	M_K/M_N	kgm ²	kg	dB(A)	
	3E71M/2B	0,37	2830	0,86	1,25	0,81	76,6	77,0	75,0	6,0	2,8	3,0	0,00086	6,2	53
	3E71M/2C	0,55	2830	1,19	1,86	0,84	79,4	80,2	78,8	6,1	2,9	3,3	0,00096	7,2	53
3E80M/2B	0,75	2880	1,59	2,49	0,84	80,7	82,0	81,5	6,7	3,0	3,6	0,00140	9,6	54	
3E80M/2C	1,1	2880	2,26	3,64	0,85	82,7	83,0	82,4	6,8	3,1	3,8	0,00165	10,9	54	
3E90S/2B	1,5	2900	2,97	4,94	0,86	84,8	85,4	84,2	7,6	3,1	3,9	0,00220	15,6	59	
3E90L/2C	2,2	2900	4,25	7,24	0,87	85,9	86,8	86,1	7,2	3,0	3,8	0,00310	17,0	59	
3E100L/2C	3	2915	5,58	9,83	0,89	87,1	87,6	86,9	7,9	3,0	4,1	0,00540	23,3	62	
3E112M/2C	4	2915	7,28	13,1	0,90	88,1	88,8	88,2	7,5	2,6	3,9	0,01100	29,1	65	
3E132S/2B	5,5	2945	9,9	17,83	0,90	89,2	89,0	88,6	8,9	2,9	3,9	0,02200	44,4	67	
3E132S/2C	7,5	2945	13,2	24,32	0,91	90,1	90,5	89,7	8,4	2,6	4,0	0,02900	51,5	67	
3E160M/2A	11	2955	19,5	35,5	0,89	91,2	91,2	90,4	8,5	3,1	4,0	0,03400	105	70	
3E160M/2B	15	2955	27	48,5	0,87	91,9	91,8	91,6	7,5	2,4	3,0	0,04600	120	70	
3E160L/2	18,5	2960	31,5	59,9	0,92	92,4	92,5	92,0	8,2	3,0	3,2	0,05600	145	70	
3E180M/2	22	2960	38	71	0,90	92,7	92,6	92,2	7,0	2,4	3,0	0,07500	170	70	
3G200L/2a	30	2980	52	96	0,89	93,3	93,3	92,8	8,5	2,8	3,5	0,15000	240	73	
3G200L/2b	37	2980	63	119	0,90	93,7	93,7	93,1	8,3	2,8	3,1	0,17000	270	73	
3G225M/2	45	2980	77	144	0,91	94,0	94,1	93,0	8,7	2,7	3,1	0,26000	380	73	
3G250M/2	55	2985	92	176	0,92	94,3	94,5	93,3	8,7	2,9	3,0	0,47000	480	76	
3G280S/2	75	2985	127	240	0,90	94,7	94,6	94,0	8,0	2,9	3,2	0,62000	585	76	
3G280M/2	90	2985	148	288	0,92	95,0	95,0	93,7	8,2	2,9	3,0	0,74000	645	76	
3G315S/2	110	2985	186	353	0,90	95,2	95,2	94,0	8,0	2,5	3,0	1,20000	742	76	
3G315M/2a	132	2985	223	423	0,90	95,4	95,4	94,1	8,0	2,4	3,5	1,40000	812	79	
3G315M/2b	160	2985	265	513	0,91	95,6	95,6	94,2	8,0	2,5	3,0	1,50000	912	79	



Elektrik Motorlarının Performans Değerleri

Electric Motors Ratings and Performance


Elektromotoren Leistungsdaten



400V 50Hz 1500 d/d / 400V 50Hz 1500 rpm / 400V 50Hz 1500 UpM

IE3

Tip Type Typ	Tam Yük Değerleri Full-load Data Vollastdaten							Kalkış Değerleri Starting Data Startdaten			Devrilme Momenti Breakdown Torque	Atalet Momenti Moment of Inertia	B3 Motor Ağırlığı B3 Motor Weight	Ses Seviyesi Noise Level
	Güç	Devir	Akım	Moment	Güç Faktörü	Verim % η			Akım	Moment				
	Power	Speed	Current	Torque	Power Factor	Efficiency % η			Current	Torque				
	Leistung	Drehzahl	Nennstrom	Drehmoment	Leistungsfaktor	Wirkungsgrad % η			Nennstrom	Drehmoment				
	kW	d/d rpm UpM	A	Nm	cos ϕ	4 / 4	3 / 4	1 / 2	I_A/I_N	M_A/M_N	M_K/M_N	kgm ²	kg	dB(A)
3E71M/4C	0,25	1435	0,67	1,66	0,71	76,0	75,4	71,5	5,4	2,2	3,0	0,00096	6,8	45
3E71M/4D	0,37	1435	0,97	2,46	0,70	78,5	78,2	75,0	5,5	2,2	3,1	0,00120	7,5	45
3E80M/4C	0,55	1450	1,34	3,62	0,73	80,8	80,4	77,0	5,9	2,1	3,1	0,00220	10,5	50
3E80M/4D	0,75	1450	1,77	4,94	0,74	82,5	82,3	80,0	6,2	2,5	3,4	0,00360	11,6	50
3E90S/4C	1,1	1450	2,46	7,25	0,76	84,5	84,3	82,0	7,0	2,6	3,6	0,00420	16,3	51
3E90L/4D	1,5	1450	3,3	9,88	0,77	85,3	85,2	83,0	7,2	2,8	3,8	0,00480	18,0	51
3E100L/4C	2,2	1450	4,65	14,49	0,79	86,7	87,2	86,0	7,2	2,8	3,6	0,01100	24,4	53
3E100L/4D	3	1450	6,26	19,76	0,79	87,7	88,0	87,0	7,2	2,8	3,6	0,01300	26,7	53
3E112M/4D	4	1460	8,05	26,16	0,81	88,6	88,4	87,5	7,4	2,8	3,8	0,01500	33,9	58
3E132S/4C	5,5	1460	10,65	36	0,83	89,6	90,2	90,0	7,4	2,8	3,4	0,03500	53,4	61
3E132M/4D	7,5	1465	14,4	48,9	0,83	90,4	90,4	89,4	7,9	3,0	3,8	0,04200	59,5	61
3E160M/4C	11	1470	21	71,5	0,83	91,4	91,3	91,0	6,9	2,4	3,1	0,07200	120	63
3E160L/4D	15	1470	29	97,4	0,81	92,1	92,0	91,8	6,9	2,5	3,2	0,09200	144	63
3E180M/4	18,5	1475	34,5	120	0,84	92,6	92,6	91,6	7,8	3,2	3,8	0,15000	180	64
3E180L/4	22	1475	42,5	142	0,80	93,0	92,8	92,0	8,3	3,5	4,0	0,17000	190	64
3G200L/4	30	1475	55	194	0,84	93,6	93,5	93,3	7,9	2,8	3,7	0,25000	240	64
3G225S/4	37	1475	67	240	0,85	93,9	93,9	93,5	7,5	3,1	3,3	0,36000	330	64
3G225M/4	45	1475	80	291	0,86	94,2	94,2	93,4	7,4	3,0	3,1	0,44000	360	64
3G250M/4	55	1480	96	355	0,87	94,6	94,7	94,0	7,7	3,2	3,0	0,78000	445	67
3G280S/4	75	1485	133	482	0,86	95,0	94,9	94,4	7,6	2,9	3,0	1,11000	605	67
3G280M/4	90	1485	158	579	0,86	95,2	95,2	94,8	7,4	2,9	3,0	1,32000	665	67
3G315S/4	110	1487	194	707	0,86	95,4	95,2	95,0	7,4	2,4	3,0	2,5000	861	74
3G315M/4a	132	1487	230	848	0,87	95,6	95,4	95,3	7,4	2,4	3,0	2,8000	882	74
3G315M/4b	160	1488	275	1027	0,88	95,8	95,6	95,6	6,9	2,2	2,9	3,0000	930	74



Elektrik Motorlarının Performans Değerleri

Electric Motors Ratings and Performance


Elektromotoren Leistungsdaten



400V 50Hz 1000 d/d / 400V 50Hz 1000 rpm / 400V 50Hz 1000 UpM

IE3

Tip Type Typ	Tam Yük Değerleri Full-load Data Vollastdaten								Kalkış Değerleri Starting Data Startdaten		Devrilme Momenti Breakdown Torque Kippmoment	Atalet Momenti Moment of Inertia Trägheitsmoment	B3 Motor Ağırlığı B3 Motor Weight B3 Motor Gewicht	Ses Seviyesi Noise Level Geräuschpegel
	Güç Power Leistung	Devir Speed Drehzahl	Akım Current Nennstrom	Moment Torque Drehmoment	Güç Faktörü Power Factor Leistungsfaktor	Verim % η Efficiency % η Wirkungsgrad % η			Akım Current Nennstrom	Moment Torque Drehmoment				
	kW	d/d rpm UpM	A	Nm	cos ϕ	4 / 4	3 / 4	1 / 2	I_A/I_N	M_A/M_N				
3E71M/6C	0,18	930	0,55	1,85	0,69	68,0	67,4	62,6	3,6	2,0	2,4	0,00092	6,7	41
3E71M/6D	0,25	930	0,77	2,57	0,67	70,0	69,7	66,0	3,6	2,2	2,5	0,00105	7,5	41
3E80M/6B	0,37	930	1,03	3,8	0,70	74,0	73,8	70,0	4,4	2,1	2,6	0,00240	9,8	43
3E80M/6C	0,55	935	1,47	5,62	0,70	77,2	77,3	74,4	4,3	2,2	2,7	0,00270	10,6	43
3E90S/6B	0,75	945	1,96	7,58	0,70	78,9	79,5	77,6	4,7	2,2	2,7	0,00400	14,6	46
3E90L/6C	1,1	940	2,75	11,2	0,71	81,0	80,8	79,4	5,0	2,2	2,7	0,00480	17,0	46
3E100L/6B	1,5	955	3,5	15	0,75	82,5	82,7	81,4	5,3	2,1	2,8	0,01400	22,5	50
3E112M/6B	2,2	965	4,95	21,7	0,76	84,3	84,5	83,5	5,5	2,2	3,0	0,01900	27,2	56
3E132S/6B	3	970	6,55	29,4	0,77	85,6	85,5	84,5	6,2	2,1	3,0	0,03400	46,5	58
3E132M/6C	4	970	8,52	39,4	0,78	86,8	87,0	85,5	6,2	2,2	3,0	0,03900	51,0	58
3E132M/6D	5,5	970	11,55	54,15	0,78	88,0	88,9	88,5	6,2	2,2	3,0	0,04200	56,0	58
3E160M/6	7,5	970	15	73,8	0,81	89,1	89,0	88,1	6,3	2,2	2,8	0,11000	126	62
3E160L/6	11	970	21,5	108,3	0,82	90,3	90,3	89,0	7,0	2,5	3,2	0,14000	146	62
3E180L/6	15	975	29	147	0,82	91,2	91,2	90,8	6,9	2,6	3,2	0,24000	209	62
3G200L/6a	18,5	975	36,5	181	0,80	91,7	91,6	91,3	7,0	2,6	3,2	0,26000	222	61
3G200L/6b	22	975	43	215	0,80	92,2	92,0	91,7	7,0	2,6	3,2	0,32000	245	61
3G225M/6	30	985	58	291	0,80	92,9	92,9	92,1	7,0	3,3	2,7	0,69000	325	62
3G250M/6	37	987	69	358	0,83	93,3	93,2	92,9	7,0	2,8	2,6	0,99000	440	64
3G280S/6	45	990	92	434	0,75	93,7	93,7	92,9	6,9	3,0	2,8	1,5000	553	65
3G280M/6	55	990	107	531	0,79	94,1	94,1	92,8	7,3	3,3	3,2	1,7000	578	65
3G315S/6	75	992	140	722	0,82	94,6	94,6	94,4	7,2	2,7	3,0	2,9000	805	72
3G315M/6a	90	992	166	866	0,83	94,9	94,9	94,5	7,2	2,7	3,0	3,5000	860	72
3G315M/6b	110	992	198	1058	0,84	95,1	95,1	94,9	7,2	2,7	3,0	4,2000	980	72
3G315L/6	132	992	235	1270	0,85	95,4	95,4	95,2	7,2	2,7	3,0	4,3000	1150	72
3G355M/6a	160	993	290	1538	0,83	95,6	95,6	95,0	7,0	2,4	3,2	6,8000	1185	72



Elektrik Motorlarının Performans Değerleri

Electric Motors Ratings and Performance

Elektromotoren Leistungsdaten




400V 50Hz 3000 d/d / 400V 50Hz 3000 rpm / 400V 50Hz 3000 UpM

IE2

Tip Type Typ	Tam Yük Değerleri Full-load Data Vollastdaten							Kalkış Değerleri Starting Data Startdaten			Devrilme Momenti Breakdown Torque Kippmoment M_K/M_N	Atalet Momenti Moment of Inertia Trägheitsmoment kgm^2	B3 Motor Ağırlığı B3 Motor Weight B3 Motor Gewicht kg	Ses Seviyesi Noise Level Geräuschpegel dB(A)
	Güç	Devir	Akım	Moment	Güç Faktörü	Verim % η			Akım	Moment				
	Power	Speed	Current	Torque	Power Factor	Efficiency % η			Current	Torque				
	Leistung	Drehzahl	Nennstrom	Drehmoment	Leistungsfaktor	Wirkungsgrad % η			Nennstrom	Drehmoment				
	kW	d/d rpm UpM	A	Nm	cos ϕ	4 / 4	3 / 4	1 / 2	I_A/I_N	M_A/M_N				
G56/2b*	0,12	2800	0,35	0,41	0,74	64,5	64,1	56,9	4,2	2,5	2,8	0,00012	2,8	42
G63/2a*	0,18	2820	0,5	0,61	0,73	64,4	64,2	57,7	4,6	2,9	2,9	0,00011	3,6	52
G63/2b*	0,25	2840	0,67	0,84	0,63	67,3	67,1	60,9	4,5	2,5	2,9	0,00013	4,0	52
2E71M/2A	0,37	2805	0,9	1,26	0,80	74,2	74,5	72,5	5,0	2,5	2,8	0,00067	5,5	54
2E71M/2B	0,55	2800	1,25	1,87	0,84	75,8	77,0	76,0	5,0	2,4	2,7	0,00086	6,3	54
2E80M/2A	0,75	2850	1,67	2,51	0,83	78,0	79,0	77,5	5,7	2,5	3,0	0,00120	8,7	56
2E80M/2B	1,1	2850	2,36	3,69	0,84	80,1	81,3	80,7	5,8	2,7	3,1	0,00140	9,7	56
2E90S/2A	1,5	2880	3,19	4,98	0,83	81,8	82,6	82,0	6,0	2,4	3,1	0,00200	14,1	60
2E90L/2B	2,2	2860	4,48	7,35	0,85	83,2	85,0	85,0	6,0	2,6	3,1	0,00260	15,5	60
2E100L/2B	3	2900	5,8	9,88	0,88	84,8	85,2	84,7	7,0	2,6	3,4	0,00460	20,8	63
2E112M/2A	4	2910	7,5	13,13	0,89	86,5	87,1	86,8	7,0	2,4	3,6	0,00850	25,7	66
2E132S/2A	5,5	2930	10,2	17,93	0,89	87,4	87,8	87,0	7,5	2,4	3,7	0,01900	41	68
2E132S/2B	7,5	2925	13,6	24,5	0,90	88,5	88,8	88,6	7,6	2,6	3,7	0,02200	45,2	68
2E160M/2A	11	2945	19,5	35,7	0,91	89,5	89,5	88,6	8,5	3,4	3,6	0,03400	105	70
2E160M/2B	15	2945	28,3	48,6	0,85	90,4	90,4	89,7	7,5	3,0	3,5	0,04100	113	70
2E160L/2	18,5	2950	32,3	59,9	0,91	90,9	90,8	90,1	8,2	3,0	3,2	0,05100	135	70
2E180M/2	22	2960	38,3	71	0,91	91,3	91,3	90,8	8,2	3,0	3,5	0,07500	170	70
2G200L/2a	30	2970	52	96	0,91	92,0	92,0	91,2	8,3	2,7	3,0	0,13000	210	73
2G200L/2b	37	2970	65	119	0,89	92,6	92,6	91,7	8,3	2,7	3,0	0,15000	240	73
2G225M/2	45	2975	77	144	0,91	92,9	93,0	91,8	8,7	2,7	3,1	0,23000	343	73
2G250M/2	55	2980	94	176	0,91	93,2	93,7	92,2	8,7	2,9	3,0	0,41000	445	76
2G280S/2	75	2980	127	240	0,91	93,9	94,1	92,5	8,0	2,9	3,2	0,62000	585	76
2G280M/2	90	2980	151	288	0,91	94,2	94,2	92,7	8,5	2,7	3,0	0,74000	645	76
2G315S/2	110	2980	186	353	0,91	94,3	94,3	92,8	8,0	2,5	3,0	1,20000	742	79
2G315M/2a	132	2980	223	423	0,90	94,6	94,5	92,9	8,0	2,5	3,0	1,40000	812	79
2G315M/2b	160	2980	266	513	0,92	94,8	94,8	93,4	8,0	2,5	3,0	1,50000	912	79

* : IE1 Verisi / IE1 Data / IE1 Daten



Elektrik Motorlarının Performans Değerleri

Electric Motors Ratings and Performance

Elektromotoren Leistungsdaten




400V 50Hz 1500 d/d / 400V 50Hz 1500 rpm / 400V 50Hz 1500 UpM

IE2

Tip Type Typ	Tam Yük Değerleri Full-load Data Vollastdaten							Kalkış Değerleri Starting Data Startdaten			Devrilme Momenti Breakdown Torque Kippmoment	Atalet Momenti Moment of Inertia Trägheitsmoment	B3 Motor Ağırlığı B3 Motor Weight B3 Motor Gewicht	Ses Seviyesi Noise Level Geräuschpegel
	Güç Power Leistung	Devir Speed Drehzahl	Akım Current Nennstrom	Moment Torque Drehmoment	Güç Faktörü Power Factor Leistungsfaktor	Verim % η Efficiency % η Wirkungsgrad % η			Akım Current Nennstrom	Moment Torque Drehmoment				
	kW	d/d rpm UpM	A	Nm	cos ϕ	4 / 4	3 / 4	1 / 2	I_A/I_N	M_A/M_N				
											M_K/M_N	kgm ²	kg	dB(A)
G63/4a*	0,12	1365	0,41	0,84	0,74	57,1	57,1	53,3	3,1	2,0	2,2	0,00017	3,4	43
G63/4b*	0,18	1340	0,6	1,28	0,73	59,7	59,7	55,8	2,9	2,0	2,0	0,00021	3,9	43
2E71M/4B	0,25	1425	0,71	1,68	0,69	74,0	73,5	70,5	4,4	2,0	3,0	0,00080	5,9	46
2E71M/4C	0,37	1425	1,0	2,47	0,70	76,1	75,5	71,5	4,6	2,0	3,0	0,00096	6,7	46
2E80M/4B	0,55	1440	1,45	3,65	0,71	77,1	76,7	75,0	5,2	2,0	3,0	0,00180	9,7	50
2E80M/4C	0,75	1440	1,89	4,97	0,72	79,6	79,2	77,0	5,2	2,0	3,0	0,00220	10,5	50
2E90S/4B	1,1	1440	2,6	7,3	0,75	81,4	81,4	80,5	5,6	2,2	3,1	0,00290	14,4	52
2E90L/4C	1,5	1440	3,4	9,95	0,77	82,8	83,0	82,0	6,0	2,3	3,2	0,00360	17,2	52
2E100L/4B	2,2	1445	4,85	14,6	0,78	84,3	85,3	84,2	6,0	2,1	3,2	0,00800	22,7	54
2E100L/4C	3	1440	6,42	19,89	0,79	85,5	85,7	84,6	6,3	2,3	3,1	0,01100	24,2	54
2E112M/4C	4	1450	8,2	26,35	0,81	86,8	87,4	86,5	6,6	2,5	3,4	0,01300	32	58
2E132S/4B	5,5	1455	11,05	36,1	0,82	87,7	88,6	88,0	6,7	2,6	3,2	0,03000	47,8	62
2E132M/4C	7,5	1460	15	49	0,81	88,7	89,0	89,0	7,0	2,7	3,3	0,03500	54,8	62
2E160M/4B	11	1470	21	71,5	0,84	90,0	90,1	89,3	6,9	2,8	3,1	0,07200	130	63
2E160L/4C	15	1470	29,3	97,4	0,82	90,6	90,7	89,7	7,5	2,6	3,5	0,09200	141	63
2E180M/4	18,5	1475	34,5	120	0,85	91,3	91,4	90,4	7,7	3,2	3,4	0,15000	180	64
2E180L/4	22	1475	42,5	142	0,82	91,7	91,7	90,6	8,3	3,7	3,8	0,17000	190	64
2G200L/4	30	1475	55	194	0,85	92,5	92,6	92,1	8,0	3,1	3,6	0,23000	227	64
2G225S/4	37	1475	67	240	0,86	92,7	92,7	92,2	7,2	3,0	3,0	0,35000	314	64
2G225M/4	45	1475	80	291	0,87	93,3	93,3	92,4	7,3	3,0	3,0	0,44000	360	64
2G250M/4	55	1480	96	355	0,88	93,7	93,8	93,2	7,6	3,1	2,9	0,78000	445	67
2G280S/4	75	1485	133	482	0,87	94,0	94,1	93,4	7,9	2,6	2,8	1,11000	605	67
2G280M/4	90	1485	158	579	0,87	94,3	94,5	93,8	7,4	2,9	3,0	1,32000	665	67
2G315S/4	110	1485	195	707	0,86	94,5	94,5	93,8	7,0	2,3	2,6	2,10000	784	74
2G315M/4a	132	1485	235	849	0,86	94,7	94,5	93,8	7,0	2,3	2,6	2,50000	861	74
2G315M/4b	160	1485	280	1029	0,87	95,0	94,9	94,0	7,0	2,3	2,6	2,70000	882	74

* : IE1 Verisi / IE1 Data / IE1 Daten



Elektrik Motorlarının Performans Değerleri

Electric Motors Ratings and Performance

Elektromotoren Leistungsdaten



400V 50Hz 1000 d/d / 400V 50Hz 1000 rpm / 400V 50Hz 1000 UpM

IE2

Tip Type Typ	Tam Yük Değerleri Full-load Data Vollastdaten							Kalkış Değerleri Starting Data Startdaten			Devrilme Momenti Breakdown Torque Kippmo- ment M_K/M_N	Atalet Momenti Moment of Inertia Trägheits- moment kgm^2	B3 Motor Ağırlığı B3 Motor Weight B3 Motor Gewicht kg	Ses Seviyesi Noise Level Geräusch- pegel dB(A)
	Güç	Devir	Akım	Moment	Güç Faktörü	Verim % η			Akım	Moment				
	Power	Speed	Current	Torque	Power Factor	Efficiency % η			Current	Torque				
	Leistung	Drehzahl	Nennstrom	Drehmoment	Leistungsfaktor	Wirkungsgrad % η			Nennstrom	Drehmoment				
	kW	d/d rpm UpM	A	Nm	cos ϕ	4 / 4	3 / 4	1 / 2	I_A/I_N	M_A/M_N				
2E71M/6B	0,18	920	0,6	1,87	0,67	64,5	63,0	57,0	3,2	1,9	2,3	0,00075	5,9	42
2E71M/6C	0,25	920	0,78	2,59	0,69	66,5	66,0	61,0	3,3	1,9	2,3	0,00092	6,6	42
2E80M/6A	0,37	925	1,08	3,82	0,69	71,4	71,5	70,0	4,0	2,0	2,6	0,00190	9,1	45
2E80M/6B	0,55	932	1,5	5,64	0,72	73,5	74,0	71,0	4,2	2,1	2,6	0,00240	9,9	45
2E90S/6A	0,75	940	2,0	7,62	0,71	75,9	76,1	73,1	4,1	2,0	2,6	0,00360	13,3	48
2E90L/6B	1,1	940	2,9	11,18	0,70	78,1	78,3	75,0	4,3	2,1	2,6	0,00400	14,8	48
2E100L/6A	1,5	950	3,72	15	0,73	79,8	80,2	79,5	4,5	2,1	2,6	0,01000	20,2	52
2E112M/6A	2,2	960	5,32	21,9	0,73	81,8	82,0	81,5	5,3	2,1	2,7	0,01400	25	56
2E132S/6A	3	970	6,85	29,6	0,76	83,3	84,0	83,0	5,6	2,0	2,8	0,02800	42	60
2E132M/6B	4	970	8,8	39,38	0,77	85,2	85,7	85,3	5,2	2,1	2,6	0,03400	46	60
2E132M/6C	5,5	965	12	54,4	0,77	86,0	87,2	87,0	5,7	2,1	2,7	0,03900	51	60
2E160M/6	7,5	960	15	74,6	0,83	87,2	87,2	84,5	6,5	2,5	3,0	0,11000	126	62
2E160L/6	11	965	22	108,9	0,81	88,7	88,7	85,7	6,5	2,5	3,0	0,14000	146	62
2E180L/6	15	965	29	148	0,83	89,7	89,7	86,8	6,5	2,4	3,0	0,20000	189	62
2G200L/6a	18,5	975	36,5	181	0,81	90,4	90,4	87,7	7,0	2,5	3,0	0,26000	222	61
2G200L/6b	22	975	43	215	0,81	91,1	91,1	88,4	7,0	2,5	3,0	0,32000	245	61
2G225M/6	30	980	58	292	0,81	91,7	91,7	89,6	7,0	3,0	2,6	0,69000	325	62
2G250M/6	37	985	69	359	0,84	92,2	92,2	90,1	7,0	3,0	2,6	0,99000	440	64
2G280S/6	45	990	92	434	0,76	92,7	92,7	90,9	7,0	3,3	2,6	1,50000	553	65
2G280M/6	55	990	107	531	0,80	93,1	93,1	91,5	7,0	3,3	2,6	1,60000	578	65
2G315S/6	75	990	140	723	0,82	93,7	93,7	92,4	7,0	2,5	3,0	2,50000	727	72
2G315M/6a	90	990	166	868	0,83	94,0	94,0	92,6	7,0	2,5	3,0	3,10000	805	72
2G315M/6b	110	990	198	1061	0,85	94,3	94,3	92,7	7,0	2,5	3,0	3,20000	860	72
2G315L/6a	132	990	235	1273	0,86	94,6	94,6	93,0	7,0	2,5	3,0	3,50000	1020	72
2G315L/6b	160	990	290	1543	0,84	94,8	94,8	93,2	7,0	2,5	3,0	3,80000	1120	72

