

Tek Parça Alüminyum Alaşımli Gövde

MIL-STD 276 standardına göre üretilmiş gövde için herhangi bir ikincil yüzey işleme gerek yoktur. Yüzeyler boyanabilir.

Alloy housing

Is vacuum impregnated (MIL-STD 276) for protection and sealing. No secondary finish required but readily accepts paint.

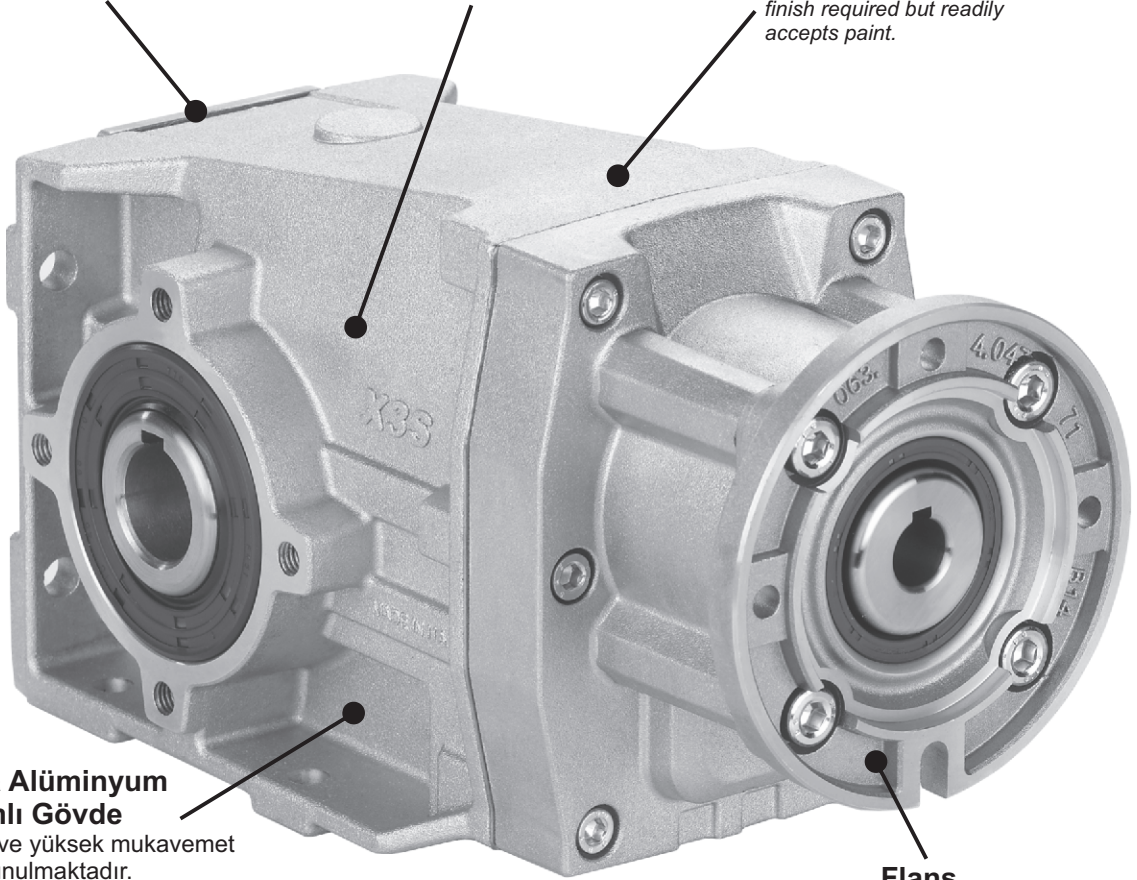
Dişliler

Isıl işlem görmüş ve hassas profil taşlanmıştır.

Gears

Hardened and ground gears

De-Monte edilebilir kapak Removable inspection cover



Tek Parça Alüminyum Alaşımli Gövde

Hafif gövde yapısı ve yüksek mukavemet birlikte sunulmaktadır.

Yüksek hasssiyette işlenmiştir.

Single-piece aluminum

Combines light weight with high tensile strength. Precision machined for alignment of bearings and gearing

Flanş

Tüm giriş flanşları IEC standardına uygundur.

Flange

Fully modular to IEC and Compact integrated motor. NEMA C flange



Tek Parça Döküm Gövde

Hafif gövde yapısı ve yüksek mukavemet birlikte sunulmaktadır.

Yüksek hasssiyette işlenmiştir.

Cast Iron housing

With high tensile strength. Precision machined for alignment of bearings and gearing



Yaygın Satış Ağı
World wide sales network.

Konik Helisel Dişli Redüktörler / Helical-Bevel Gearboxes

Sayfa / On page



Tip / Types →

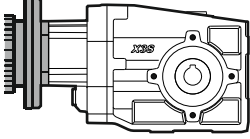
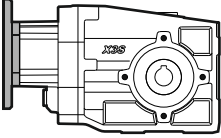
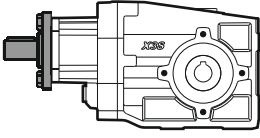
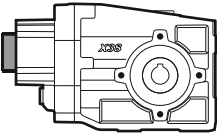
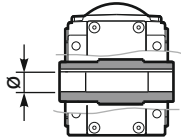
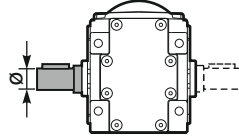
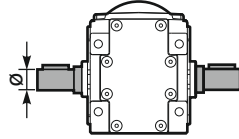
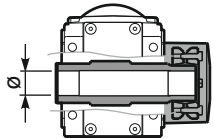
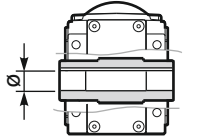
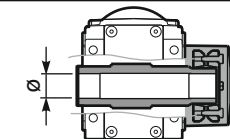
7-5	7-7	7-9	7-11	7-13	7-15	7-17	7-19	7-21
X22S 50Nm	X32S 90Nm	X33S 100Nm	X42A 150Nm	X43A 160Nm	X52A 250Nm	X53A 250Nm	X62A 410Nm	X63A 410Nm

Sayfa / On page




Tip / Types →

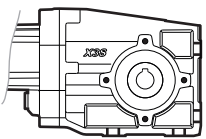
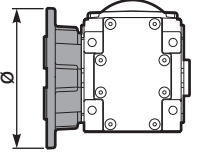






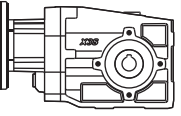
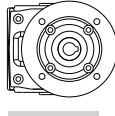
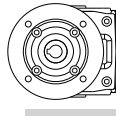
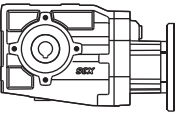
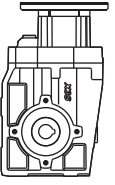
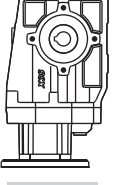
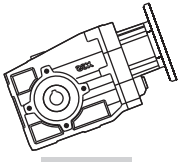
7-23	7-25	7-27	7-29	7-31	7-33	7-35	7-37	7-39	7-41
X73C 675Nm	X74C 675Nm	X83C 1000Nm	X84C 1000Nm	X93C 1600Nm	X94C 1650Nm	X103 3000Nm	X104 3000Nm	X113 4500Nm	X114 4600Nm

Tip / Type	Gövde Büyüklüğü / Size	Montaj Şekli / Mounting	Tahvil- Ratio	Çıkış Mili / Output shaft																																																																																		
<p>M</p> <p>Konik Helisel Dişli Redütörler Helical-bevel gear</p>  <p>IEC motorlu M</p>  <p>Motor Flanşlı P</p>  <p>Dolu Mil girişli R</p>  <p>Temel Redüktör B</p>	<p>X22S</p> <p>2 Kademe Stages 3 Kademe Stages</p> <p>Alüminyum Aluminum</p> <p>X22S X32S X42A X52A X62A</p> <p>X33S X43A X53A X63A</p> <p>3 Kademe Stages 4 Kademe Stages</p> <p>Döküm gövde Cast Iron</p> <p>X93C X103 X113</p> <p>X94C X104 X114</p>	<p>C</p> <p>Delik Mil Çıkışlı C</p>  <p>A</p> <p>Dolu Mil Çıkışlı A</p>  <p>B</p> <p>Çift çıkış milinin uygun olduğu tipler 113/4C, 133/4C ve X93/4C B</p>  <p>D</p> <p>Sıkma Bileziği (Yalnızca DX yönünde) D</p> <p>Taleplerinizi adet bilgisi ile birlikte iletiniz. Only on request for Q.ty</p>  <p>I</p> <p>Paslanmaz mil çıkışlı I</p> <p>Paslanmaz mil çıkışlı Stainless steel hub</p>  <p>Taleplerinizi adet bilgisi ile birlikte iletiniz. Only on request for Q.ty</p>	<p>4.83</p> <p>Ölçü sayfalarına bakınız See technical data table</p>	<p>-A</p> <p>Delik Mil Çıkışlı → STANDART</p> <table border="1"> <tr> <td>X22S</td> <td>113C 114C</td> </tr> <tr> <td>-A ⇨ $\varnothing 18$</td> <td>-F ⇨ $\varnothing 40$</td> </tr> <tr> <td>-B ⇨ $\varnothing 20$</td> <td>-G ⇨ $\varnothing 42$</td> </tr> <tr> <td>X32S X33S</td> <td>133C 134C</td> </tr> <tr> <td>-B ⇨ $\varnothing 20$</td> <td>-F ⇨ $\varnothing 40$</td> </tr> <tr> <td>-C ⇨ $\varnothing 25$</td> <td>-H ⇨ $\varnothing 45$</td> </tr> <tr> <td>X42A X43A</td> <td>X93C X94C</td> </tr> <tr> <td>-C ⇨ $\varnothing 25$</td> <td>-H ⇨ $\varnothing 45$</td> </tr> <tr> <td>-D ⇨ $\varnothing 30$</td> <td>-J ⇨ $\varnothing 50$</td> </tr> <tr> <td>X52A X53A</td> <td>X103 X104</td> </tr> <tr> <td>-D ⇨ $\varnothing 30$</td> <td>-K ⇨ $\varnothing 60$</td> </tr> <tr> <td>-E ⇨ $\varnothing 35$</td> <td>X113 X114</td> </tr> <tr> <td>-E ⇨ $\varnothing 35$</td> <td>-T ⇨ $\varnothing 70$</td> </tr> <tr> <td>-F ⇨ $\varnothing 40$</td> <td></td> </tr> </table> <p>Tek ve Çift Çıkış Mili</p> <table border="1"> <tr> <td>-I</td> <td>X22S X32/3S</td> <td>⇨ $\varnothing 20$</td> </tr> <tr> <td>-L</td> <td>X32/3S X42/3A</td> <td>⇨ $\varnothing 25$</td> </tr> <tr> <td>-M</td> <td>X52/3A</td> <td>⇨ $\varnothing 30$</td> </tr> <tr> <td>-N</td> <td>X52/3A X62/3A</td> <td>⇨ $\varnothing 35$</td> </tr> <tr> <td>-V</td> <td>113/4C</td> <td>⇨ $\varnothing 40^*$</td> </tr> <tr> <td>-O</td> <td>113/4C</td> <td>⇨ $\varnothing 42^*$</td> </tr> <tr> <td>-P</td> <td>133/4C</td> <td>⇨ $\varnothing 45^*$</td> </tr> <tr> <td>-1</td> <td>X93/4C</td> <td>⇨ $\varnothing 50^*$</td> </tr> <tr> <td>-3</td> <td>X103/4</td> <td>⇨ $\varnothing 60^*$</td> </tr> <tr> <td>-5</td> <td>X113/4</td> <td>⇨ $\varnothing 70^*$</td> </tr> </table> <p>Çift çıkış mili opsiyonu</p>  <p>Sıkma Bilezikli</p> <table border="1"> <tr> <td>-U</td> <td>X22S X32/3S</td> <td>⇨ $\varnothing 20$</td> </tr> <tr> <td>-Q</td> <td>X42/3A</td> <td>⇨ $\varnothing 30$</td> </tr> <tr> <td>-R</td> <td>X52/3A</td> <td>⇨ $\varnothing 35$</td> </tr> <tr> <td>-S</td> <td>X62/3A 113/4C</td> <td>⇨ $\varnothing 40$</td> </tr> <tr> <td>-6</td> <td>133/4C</td> <td>⇨ $\varnothing 45$</td> </tr> <tr> <td>-7</td> <td>X93/4C</td> <td>⇨ $\varnothing 50$</td> </tr> <tr> <td>-8</td> <td>X103/4</td> <td>⇨ $\varnothing 65$</td> </tr> <tr> <td>-9</td> <td>X113/4</td> <td>⇨ $\varnothing 75$</td> </tr> </table>	X22S	113C 114C	-A ⇨ $\varnothing 18$	-F ⇨ $\varnothing 40$	-B ⇨ $\varnothing 20$	-G ⇨ $\varnothing 42$	X32S X33S	133C 134C	-B ⇨ $\varnothing 20$	-F ⇨ $\varnothing 40$	-C ⇨ $\varnothing 25$	-H ⇨ $\varnothing 45$	X42A X43A	X93C X94C	-C ⇨ $\varnothing 25$	-H ⇨ $\varnothing 45$	-D ⇨ $\varnothing 30$	-J ⇨ $\varnothing 50$	X52A X53A	X103 X104	-D ⇨ $\varnothing 30$	-K ⇨ $\varnothing 60$	-E ⇨ $\varnothing 35$	X113 X114	-E ⇨ $\varnothing 35$	-T ⇨ $\varnothing 70$	-F ⇨ $\varnothing 40$		-I	X22S X32/3S	⇨ $\varnothing 20$	-L	X32/3S X42/3A	⇨ $\varnothing 25$	-M	X52/3A	⇨ $\varnothing 30$	-N	X52/3A X62/3A	⇨ $\varnothing 35$	-V	113/4C	⇨ $\varnothing 40^*$	-O	113/4C	⇨ $\varnothing 42^*$	-P	133/4C	⇨ $\varnothing 45^*$	-1	X93/4C	⇨ $\varnothing 50^*$	-3	X103/4	⇨ $\varnothing 60^*$	-5	X113/4	⇨ $\varnothing 70^*$	-U	X22S X32/3S	⇨ $\varnothing 20$	-Q	X42/3A	⇨ $\varnothing 30$	-R	X52/3A	⇨ $\varnothing 35$	-S	X62/3A 113/4C	⇨ $\varnothing 40$	-6	133/4C	⇨ $\varnothing 45$	-7	X93/4C	⇨ $\varnothing 50$	-8	X103/4	⇨ $\varnothing 65$	-9	X113/4	⇨ $\varnothing 75$
X22S	113C 114C																																																																																					
-A ⇨ $\varnothing 18$	-F ⇨ $\varnothing 40$																																																																																					
-B ⇨ $\varnothing 20$	-G ⇨ $\varnothing 42$																																																																																					
X32S X33S	133C 134C																																																																																					
-B ⇨ $\varnothing 20$	-F ⇨ $\varnothing 40$																																																																																					
-C ⇨ $\varnothing 25$	-H ⇨ $\varnothing 45$																																																																																					
X42A X43A	X93C X94C																																																																																					
-C ⇨ $\varnothing 25$	-H ⇨ $\varnothing 45$																																																																																					
-D ⇨ $\varnothing 30$	-J ⇨ $\varnothing 50$																																																																																					
X52A X53A	X103 X104																																																																																					
-D ⇨ $\varnothing 30$	-K ⇨ $\varnothing 60$																																																																																					
-E ⇨ $\varnothing 35$	X113 X114																																																																																					
-E ⇨ $\varnothing 35$	-T ⇨ $\varnothing 70$																																																																																					
-F ⇨ $\varnothing 40$																																																																																						
-I	X22S X32/3S	⇨ $\varnothing 20$																																																																																				
-L	X32/3S X42/3A	⇨ $\varnothing 25$																																																																																				
-M	X52/3A	⇨ $\varnothing 30$																																																																																				
-N	X52/3A X62/3A	⇨ $\varnothing 35$																																																																																				
-V	113/4C	⇨ $\varnothing 40^*$																																																																																				
-O	113/4C	⇨ $\varnothing 42^*$																																																																																				
-P	133/4C	⇨ $\varnothing 45^*$																																																																																				
-1	X93/4C	⇨ $\varnothing 50^*$																																																																																				
-3	X103/4	⇨ $\varnothing 60^*$																																																																																				
-5	X113/4	⇨ $\varnothing 70^*$																																																																																				
-U	X22S X32/3S	⇨ $\varnothing 20$																																																																																				
-Q	X42/3A	⇨ $\varnothing 30$																																																																																				
-R	X52/3A	⇨ $\varnothing 35$																																																																																				
-S	X62/3A 113/4C	⇨ $\varnothing 40$																																																																																				
-6	133/4C	⇨ $\varnothing 45$																																																																																				
-7	X93/4C	⇨ $\varnothing 50$																																																																																				
-8	X103/4	⇨ $\varnothing 65$																																																																																				
-9	X113/4	⇨ $\varnothing 75$																																																																																				

Ürünlerimiz isteğe bağlı olarak ATEX standartlarında tedarik edilebilir.
On request we can deliver our products according to the ATEX



NASIL SİPARİŞ EDİLİR / HOW TO ORDER

Tip / Type	Çıkış Flanşı Output flange	Motor Büyüklüğü / Motor size	Terminal Kutusu Pozisyonu Terminal box position	Montaj Pozisyonu Mountin position
BR	N	-O	B	B3
 FB Temel Tip Form base	 N Flanşsız Without flange X22S 0 ⇨ $\varnothing 110$ 1 ⇨ $\varnothing 120$ X32S X33S 1 ⇨ $\varnothing 120$ 2 ⇨ $\varnothing 160$ X42-3A X52-3A X62-3A 2 ⇨ $\varnothing 160$ 3 ⇨ $\varnothing 200$ 4 ⇨ $\varnothing 250$ 113C 114C X93C X94C C ⇨ $\varnothing 280$ L ⇨ $\varnothing 280$ 133C 134C C ⇨ $\varnothing 320$ X103 X104 6 ⇨ $\varnothing 350$ X113 X114 7 ⇨ $\varnothing 450$	 Flanş Flange B5 -A =56 ($\varnothing 120$) -B =63 ($\varnothing 140$) -C =71 ($\varnothing 160$) -D =80 ($\varnothing 200$) -E =90 ($\varnothing 200$) -F =100+112 ($\varnothing 250$) -G =132 ($\varnothing 300$) -H =160 ($\varnothing 350$) -I =180 ($\varnothing 350$) -L =200 ($\varnothing 400$) CA =225 ($\varnothing 450$) B14 -O =56 ($\varnothing 80$) -P =63 ($\varnothing 90$) -Q =71 ($\varnothing 105$) -R =80 ($\varnothing 120$) -T =90 ($\varnothing 140$) -U =100+112 ($\varnothing 160$) -V =132 ($\varnothing 200$)  Tip R Type R X22S X33S X43A -1 ⇨ $\varnothing 14$ X32S X42A X53A X63A 114C 134C -2 ⇨ $\varnothing 19$ X52A X62A 113C 133C X94C -3 ⇨ $\varnothing 24$ X93C X104 X114 -4 ⇨ $\varnothing 28$ X103 X113 -6 ⇨ $\varnothing 42$	 A  B STANDART  C  D	 B3 STANDART  B6  B7  B8  V5  V6  V8 Sadece dikey pozisyonlar için belirtilmiştir Specify only for vertical positions

GEREKLİ FORMÜLLER / USEFUL FORMULAS

GEREKLİ GÜÇ / REQUIRED POWER

Kaldırma / Lifting

$$P [KW] = \frac{M [Kg] \cdot g [9.81] \cdot v [m / s]}{1000}$$

Döndürme / Rotation

$$P [KW] = \frac{M [Nm] \cdot n [d/d]}{9550}$$

Doğrusal hareket / Linear movement

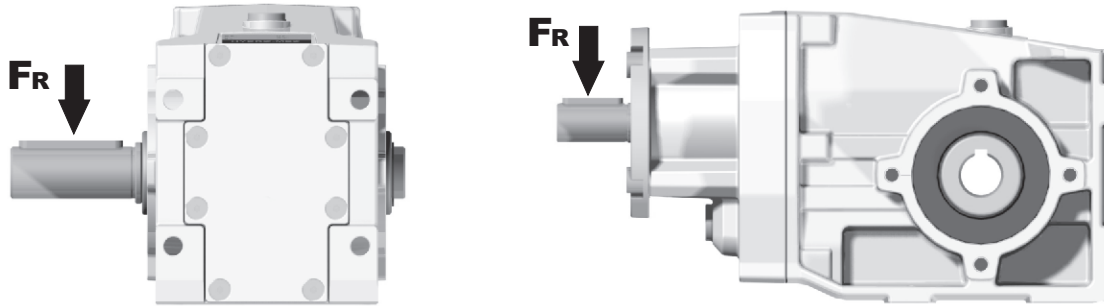
$$P [KW] = \frac{F [N] \cdot v [m / s]}{1000}$$

MOMENT / TORQUE

$$M [Nm] = \frac{9550 \cdot P [KW]}{n [d/d]}$$

RADYAL YÜKLER / RADIAL LOADS

- Radyal yükler giriş ve çıkış milinde harici güç aktarım elemanları tarafından oluşturulur
- Radial load generated by external transmissions keyed onto input and/or output shafts.

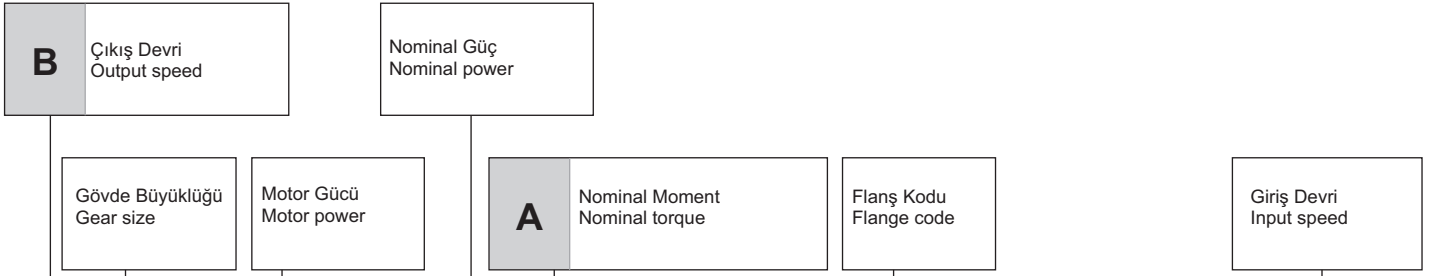


$$F_R [N] = \frac{M [Nm] \cdot 2000}{d [mm]} \cdot f_k$$

M	Çıkış momenti / Output torque
d	Güç aktarım elemanı çapı / Diameter of driving element
f_k	Düzeltilme katsayısı / Factor 1.15 Dişli / Gearwheels 1.25 Zincir Dişli / Chain sprochets 1.75 V kayış / Narrow v-belt pulley 2.50 Düz kayış / Flat-belt pulley

- Daha yüksek radyal yükler için teknik ofisimiz ile iletişime geçiniz.
- If your application requires higher radial loads, contact our technical office. Higher load may be possible.

REDÜKTÖR SEÇİMİ NASIL YAPILIR / HOW TO SELECT A GEARBOX



X22S Konik Helisel Dişli Redüktörler Angletech Gear **50Nm**

ZET Redüktör

PERFORMANS TABLOLARI-ALÜMİNYUM RATING-ALUMINUM HELICAL-BEVEL GEARBOXES

HIZLI SEÇİM / Quick Selection							Dinamik verim tüm tahvil oranları için 0,96'dır					Giriş devri (n ₁) = 1400 d/d		
Çıkış devri n ₂ [d/d]	Tahvil i	Motor gücü P _{1M} [kW]	Çıkış momenti M _{2M} [Nm]	Servis faktörü f.s.	Nominal güç P _{1R} [kW]	Nominal moment M _{2R} [Nm]	Uygun B5 motor flanşları		Uygun B14 motor flanşları			Çıkış Mili	Tahvil kodu	
							-B	-C	-O	-P	-Q			
289.7	4.83	0.37	11.7	2.6	0.95	30	63	71	C	C		289	01	
189.2	7.40	0.37	17.9	1.7	0.62	30			C	C		287	02	
146.2	9.58	0.37	23.2	1.7	0.64	40			C	C		199	03	
127.5	10.98	0.37	26.6	1.7	0.63	45			C	C		179	04	



fs				
Yük Sınıfı ve Saatteki Dur-Kalk Sayısı Type of load and starts per hour		Günlük Çalışma Süresi Oper. hours per day		
		3 sa	10 sa	24 sa
Sürekli yada Aralıklı Çalışmada Dur-Kalk Sayısı / Saat ≤ 10 Application with start / stop	Düzgün Yükleme / Uniform	0.8	1	1.25
	Orta Darbeli Yükleme / Moderate	1	1.25	1.5
	Ağır Yükleme / Heavy	1.25	1.5	1.75
Aralıklı Çalışmada Dur-Kalk Sayısı / Saat > 10 Intermittent application with start / hour	Düzgün Yükleme / Uniform	1	1.25	1.5
	Orta Darbeli Yükleme / Moderate	1.25	1.5	1.75
	Ağır Yükleme / Heavy	1.5	1.75	2.15

D	Standart motor flanşı Motor flange available
B)	Burç ile montajı yapılabilir Mounting with reduction ring
C)	Terminal kutusu flanş pozisyonu Motor flangeholes position/terminal box position
B)	Burç kullanılmadan montajı yapılabilir Available without reduction bushes

A	Servis faktörüne bağlı gerekli moment belirlenir	Select required torque (according to service factor)
B	Gerekli çıkış devri belirlenir	Select output speed
C	Aynı satırda belirlenen redüktörün tahvil oranı görülebilir	On the same line of selected geared motor, you can find the gear ratio
D	Uygun motor flanşı belirlenir (Gerekli olduğu durumlarda)	Select motor flange available (if requested)



HIZLI SEÇİM / Quick Selection

Dinamik verim tüm tahvil oranları için 0,96'dır

Giriş devri (n_1) = 1400 d/d

Çıkış devri n_2 [d/d]	Tahvil i	Motor gücü P_{1M} [kW]	Çıkış momenti M_{2M} [Nm]	Servis Faktörü f.s.	Nominal Güç P_{1R} [kW]	Nominal Moment M_{2R} [Nm]	Uygun B5 motor flanşları		Uygun B14 motor flanşları			Çıkış mil çapı 	Tahvil kodu
							-B	-C	-O	-P	-Q		
							63	71	56	63	71		
290	4.83	0.37	12	2.6	0.95	30			C	C		289	01
189	7.40	0.37	18	1.7	0.62	30			C	C		287	02
146	9.58	0.37	23	1.7	0.64	40			C	C		199	03
128	10.98	0.37	27	1.7	0.63	45			C	C		179	04
107	13.07	0.37	32	1.4	0.53	45			C	C		159	05
95	14.66	0.37	35	1.3	0.47	45			C	C		197	06
89	15.79	0.37	38	1.2	0.44	45			C	C		139	07
83	16.81	0.37	41	1.1	0.41	45			C	C		177	08
70	20.00	0.37	48	1.0	0.37	48			C	C		157	09
64	21.93	0.37	53	0.9	0.35	50			C	C		109	10
58	24.18	0.25	39	1.3	0.32	50			C	C		137	11
48.2	29.04	0.25	47	1.1	0.26	50			C	C		99	12
41.7	33.57	0.18	42	1.2	0.23	50			C	C		107	13
36.2	38.67	0.18	48	1.0	0.20	50			C	C		79	14
31.5	44.44	0.18	55	0.9	0.17	50			C	C		97	15
23.7	59.18	0.12	48	1.0	0.13	50			C	C		77	16
19.9	70.24	0.09	45	1.1	0.11	50			C	C		67	17

Uygun Motor Flanşları
Motor Flanges Available

B) Burç ile montaj yapılabilir
Supplied with Reduction Bushing

B) Burç Kullanılmadan Montajı Yapılabilir
Available on Request without Reduction Bushing

C) Teminal Kutusu flanş pozisyonu
Motor Flange Holes Position

TR X22S Redüktörler ömürlük sentetik yağ ile yağlanmıştır ve bakım gerektirmez. Tablo 1'de uygun yağlar ve yağ miktarları tanımlanmıştır. Tablo 2'de izin verilebilir radyal ve aksel yük değerleri tanımlanmıştır.

EN Unit X22S is supplied with synthetic oil for lifetime lubrication, no maintenance is necessary. See table 1 for lubrication and recommended quantity. In table 2 please see possible radial loads and axial loads on the gearbox.

Standart	Diğer montaj pozisyonlarını siparişte belirtiniz veya uygun miktarda yağ ekleyiniz. For these mounting position specify in the order or add oil					
B3	B6	B7	B8	V5	V6	V8
0.25 LT	0.25 LT	0.25 LT	0.25 LT	0.43 LT	0.31 LT	0.25 LT
AGIP Telium VSF 320			SHELL Omala S4 WE 320			

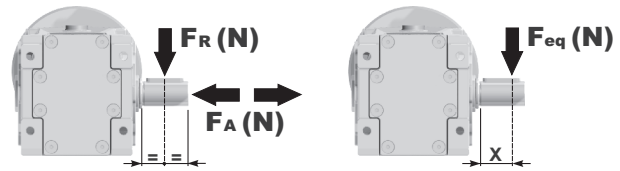
Daha fazla ayrıntı için internet sitemizi inceleyiniz.
For all details on lubrication and plugs check our website

Tablo 1

RADYAL VE EKSENEL YÜKLER / RADIAL AND AXIAL LOADS

Çıkış Mili
Output Shaft


$$F_{eq} = F_R \cdot \frac{42}{X+23}$$



n_2 [d/d]	FA	FR	n_2 [d/d]	FA	FR	n_2 [d/d]	FA	FR
400	360	1800	100	440	2200	25	440	2200
250	380	1900	75	440	2200	15	440	2200
150	420	2100	50	440	2200			

FR isteğe bağlı olarak radyal ve aksel yükleri karşılamak için güçlendirilmiş rulman opsiyonu.
On request reinforced bearings to increase loads.

Giriş Mili
Input Shaft



n_1 [d/d]	FA	FR
1400	140	700
900	160	800
500	190	950

*DX yönünde aksel yüke izin verilmez
Strong axial loads in the DX direction are not allowed.

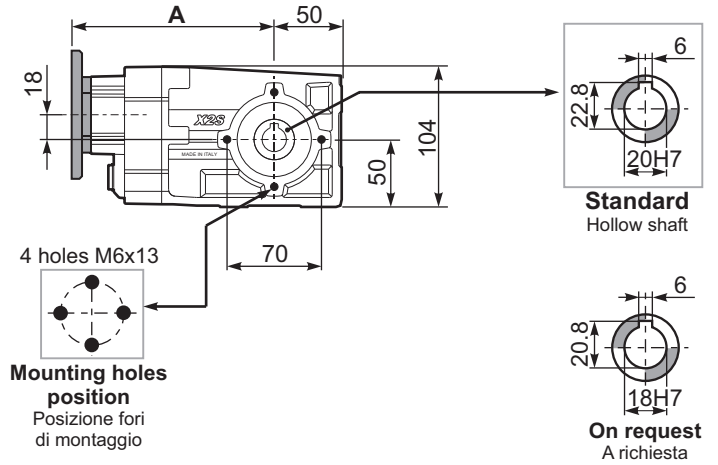
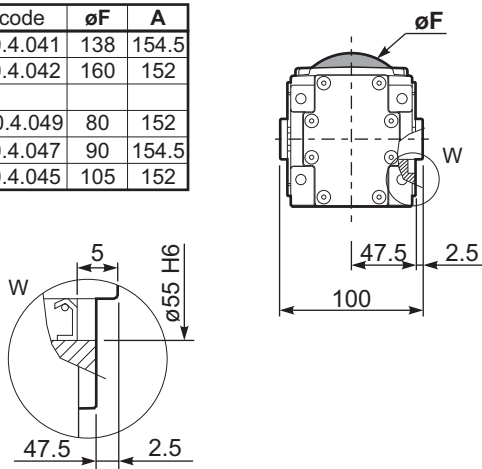
Tablo 2

3D dimensions on the Web

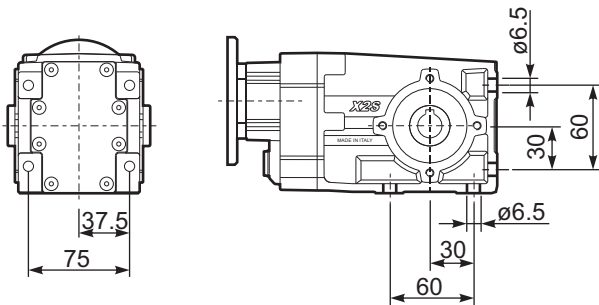
PX22SC... Basic Gearbox
Riduttore base

Gearbox weight
peso riduttore **3.70 kg**

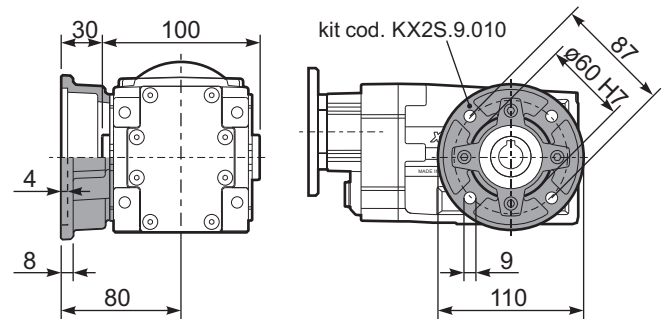
M. flanges	Kit code	øF	A
63B5	K050.4.041	138	154.5
71B5	K050.4.042	160	152
56B14	KC40.4.049	80	152
63B14	K050.4.047	90	154.5
71B14	K050.4.045	105	152



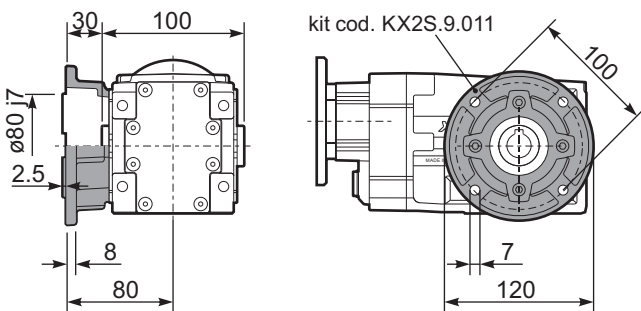
PX22S..-N... Feet
Piedini



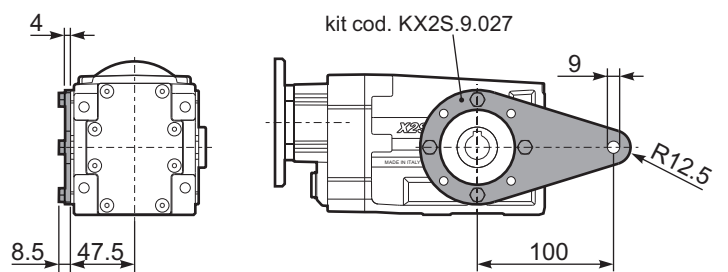
PX22S..-F0... Output flange
Flangia uscita



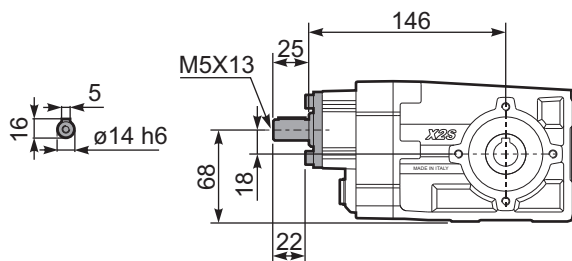
PX22S..-F1... Output flange
Flangia uscita



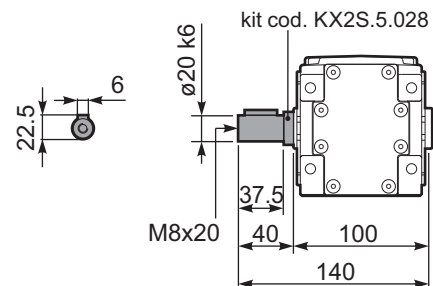
PX22S..BR... Reaction Arm
Braccio di reazione



RX22S.. Input shaft
Albero in entrata



PX22S..A... Single output shaft
Albero semplice in uscita





HIZLI SEÇİM / Quick Selection

Dinamik verim tüm tahvil oranları için 0,96'dır

Giriş devri (n_1) = 1400 d/d

Çıkış devri n_2 [d/d]	Tahvil i	Motor gücü P_{1M} [kW]	Çıkış momenti M_{2M} [Nm]	Servis Faktörü f.s.	Nominal Güç P_{1R} [kW]	Nominal Moment M_{2R} [Nm]	Uygun B5 motor flanşları				Uygun B14 motor flanşları			Çıkış mil çapı 	Tahvil kodu
							-B	-C	-D	-E	-Q	-R	-T		
							63	71	80	90	71	80	90		
191	7.33	1.5	72	1.0	1.5	70	B				C	C		289	01
125	11.22	1.1	80	1.1	1.2	85	B				C	C		287	02
106	13.26	1.1	95	0.9	0.98	85	B				C	C		199	03
91	15.37	1.1	110	0.8	0.89	90	B				C	C		179	04
78	18.04	0.75	89	1.0	0.76	90	B				C	C		159	05
69	20.30	0.75	100	0.9	0.68	90	B				C	C		197	06
65	21.54	0.75	106	0.9	0.64	90	B				C	C		139	07
59	23.53	0.55	85	1.1	0.58	90	B				C	C		177	08
51	27.62	0.55	100	0.9	0.50	90	B				C	C		157	09
47.6	29.40	0.55	106	0.8	0.47	90	B				C	C		109	10
42.5	32.97	0.37	80	1.1	0.42	90	B				C	C		137	11
36.5	38.37	0.37	93	1.0	0.36	90	B				C	C		99	12
31.1	45.00	0.25	73	1.2	0.31	90	B				C	C		107	13
27.6	50.67	0.25	83	1.1	0.27	90	B				C	C		79	14
23.8	58.73	0.18	73	1.2	0.23	90	B				C	C		97	15
18.1	77.55	0.18	97	0.9	0.18	90	B				C	C		77	16

Uygun Motor Flanşları
Motor Flanges Available

B) Burç ile montaj yapılabilir
Supplied with Reduction Bushing

B) Burç Kullanılmadan Montajı Yapılabilir
Available on Request without Reduction Bushing

C) Teminal Kutusu flanş pozisyonu
Motor Flange Holes Position

TR X32S Redüktörler ömürlük sentetik yağ ile yağlanmıştır ve bakım gerektirmez. Tablo 1'de uygun yağlar ve yağ miktarları tanımlanmıştır. Tablo 2'de izin verilebilir radyal ve aksel yük değerleri tanımlanmıştır.

EN Unit X32S is supplied with synthetic oil for lifetime lubrication, no maintenance is necessary. See table 1 for lubrication and recommended quantity. In table 2 please see possible radial loads and axial loads on the gearbox.

Standart	Diğer montaj pozisyonlarını siparişte belirtiniz veya uygun miktarda yağ ekleyiniz. For these mounting position specify in the order or add oil					
B3	B6	B7	B8	V5	V6	V8
0.40 LT	0.60 LT	0.40 LT	0.60 LT	0.85 LT	0.60 LT	0.40 LT
AGIP Telium VSF 320			SHELL Omala S4 WE 320			

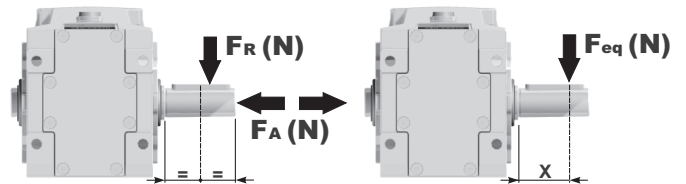
Daha fazla ayrıntı için internet sitemizi inceleyiniz.
For all details on lubrication and plugs check our website

Tablo 1

RADYAL VE EKSENEL YÜKLER / RADIAL AND AXIAL LOADS

Çıkış Mili
Output Shaft

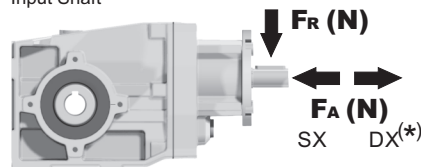
$$F_{eq} = F_R \cdot \frac{47.5}{X+28.5}$$



n_2 [d/d]	FA	FR	n_2 [d/d]	FA	FR	n_2 [d/d]	FA	FR
250	400	2000	75	560	2800	15	560	2800
150	450	2250	50	560	2800			
100	500	2500	25	560	2800			

FR isteğe bağlı olarak radyal ve aksel yükleri karşılamak için güçlendirilmiş rulman opsiyonu.
On request reinforced bearings to increase loads.

Giriş Mili
Input Shaft



n_1 [d/d]	FA	FR
1400	240	1200
900	280	1400
500	340	1700

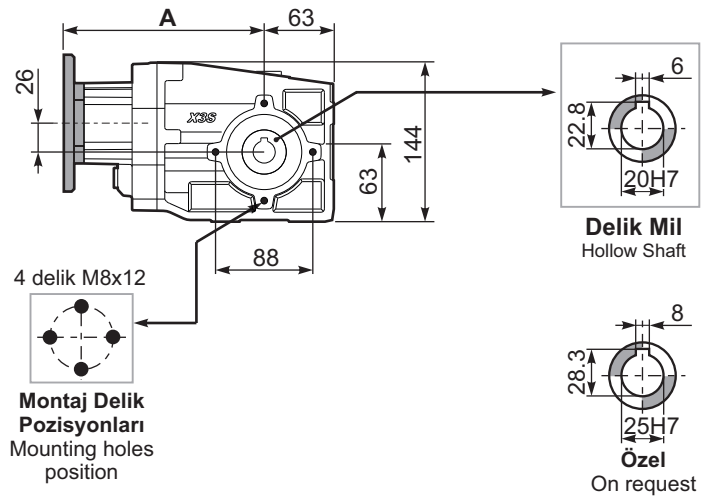
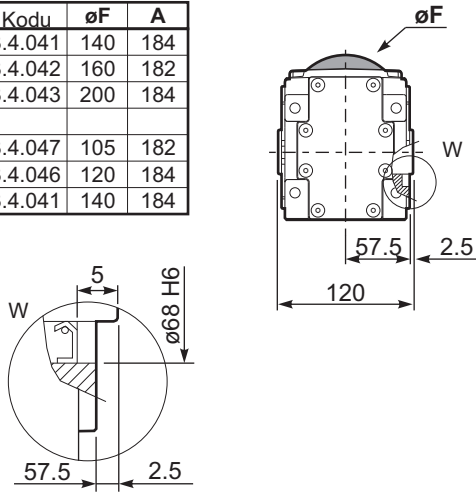
*DX yönünde aksel yüke izin verilmez
Strong axial loads in the DX direction are not allowed.

Tablo 2

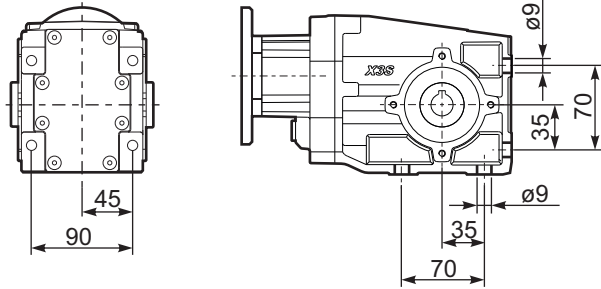
PX32SC... Standart redüktör
Basic gearbox

Ağırlık
Gearbox
weight **6.30 kg**

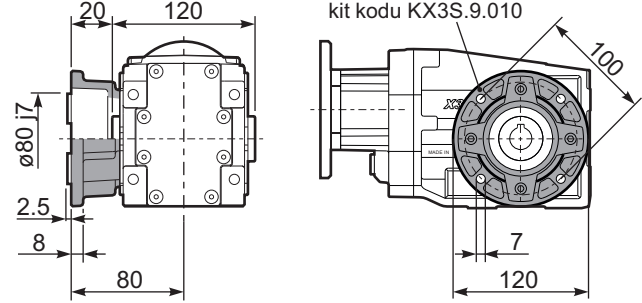
M. flanşlar	Kit Kodu	øF	A
63B5	K063.4.041	140	184
71B5	K063.4.042	160	182
80/90B5	K063.4.043	200	184
71B14	K063.4.047	105	182
80B14	K063.4.046	120	184
90B14	K063.4.041	140	184



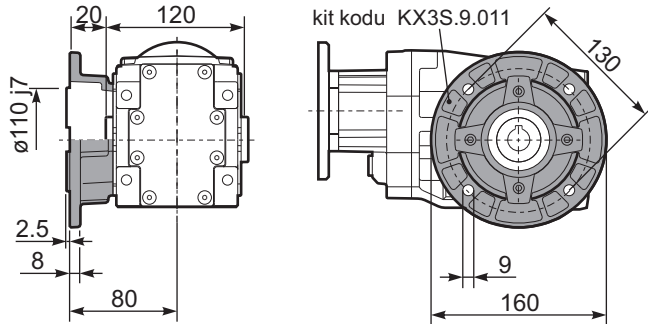
PX32S..-N... Ayak
Feet



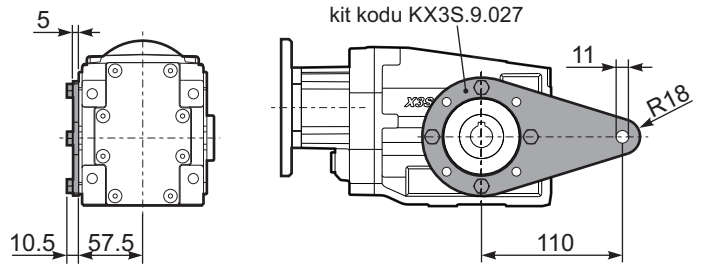
PX32S..-F1.. Çıkış flanşı
Output flanges



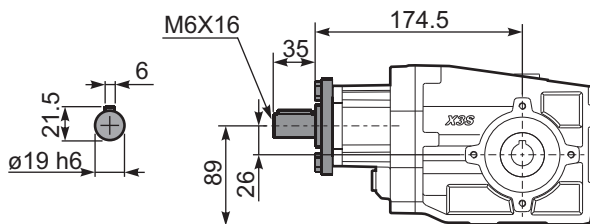
PX32S..-F2.. Çıkış flanşı
Output flanges



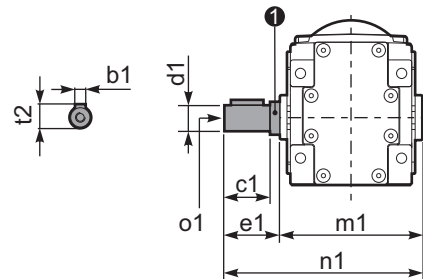
PX32S..BR.. Çıkış flanşı
Output flanges



RX32S... Giriş Mili
Input shaft



PX32S..A.. Tek Çıkış Mili
Single Shaft



d1	b1	c1	e1	m1	n1	t2	o1	1 kit kodu
ø20 ^{-0.005/-0.020}	6	37.5	40	120	140	22.5	M8x20	KX2S.5.028
ø25 ^{-0.005/-0.020}	8	60	63.2	126.8	190	28	M8x20	K063.5.028



HIZLI SEÇİM / Quick Selection

Dinamik verim tüm tahvil oranları için 0,94'dır

Giriş devri (n₁) = 1400 d/d

Çıkış devri n ₂ [d/d]	Tahvil i	Motor gücü P _{1M} [kW]	Çıkış momenti M _{2M} [Nm]	Servis Faktörü f.s.	Nominal Güç P _{1R} [kW]	Nominal Moment M _{2R} [Nm]	Uygun B5 motor flanşları		Uygun B14 motor flanşları			Çıkış mil çapı	Tahvil kodu
							-B	-C	-O	-P	-Q		
							63	71	56	63	71		
38.7	36.17	0.37	86	1.2	0.43	100			C	C		17179	02
31.7	44.21	0.37	105	1.0	0.35	100			C	C		19139	03
27.6	50.68	0.25	81	1.2	0.31	100			C	C		17139	04
25.3	55.36	0.25	89	1.1	0.28	100			C	C		17177	05
23.2	60.31	0.25	96	1.0	0.26	100			C	C		15139	06
21.2	65.88	0.25	105	0.9	0.24	100			C	C		15177	07
19.4	72.25	0.18	88	1.1	0.22	100			C	C		10179	08
17.6	79.64	0.18	97	1.0	0.20	100			C	C	standart ø20	13177	09
15.2	92.31	0.18	113	0.9	0.17	100			C	C		15137	10
14.6	95.65	0.18	117	0.9	0.16	100			C	C		9179	11
13.8	101.23	0.12	80	1.2	0.15	100			C	C		10139	12
11.0	127.37	0.12	101	1.0	0.12	100			C	C	ø25 Özel	7179	13
9.3	151.16	0.09	95	1.0	0.10	100			C	C		6179	14
7.8	178.46	0.09	113	0.9	0.09	100			C	C		7139	15
6.6	211.79	0.06	88	1.1	0.07	100			C	C		6139	16
6.1	231.37	0.06	96	1.0	0.07	100			C	C		6177	17
5.1	273.16	0.06	113	0.9	0.06	100			C	C		7137	18
4.3	324.18	0.06	134	0.7	0.05	100			C	C		6137	19

Uygun Motor Flanşları
Motor Flanges Available

B) Burç ile montaj yapılabilir
Supplied with Reduction Bushing

B) Burç Kullanılmadan Montajı Yapılabilir
Available on Request without Reduction Bushing

C) Teminal Kutusu flanş pozisyonu
Motor Flange Holes Position

TR X33S Redüktörler ömürlük sentetik yağ ile yağlanmıştır ve bakım gerektirmez. Tablo 1'de uygun yağlar ve yağ miktarları tanımlanmıştır. Tablo 2'de izin verilebilir radyal ve eksenel yük değerleri tanımlanmıştır.

EN Unit X33S is supplied with synthetic oil for lifetime lubrication, no maintenance is necessary. See table 1 for lubrication and recommended quantity. In table 2 please see possible radial loads and axial loads on the gearbox.

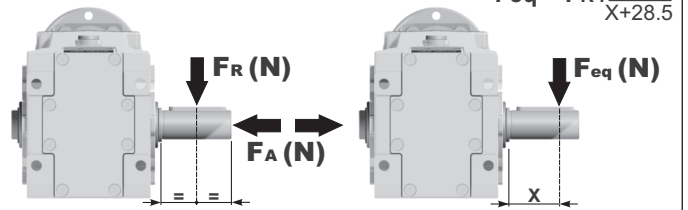
Standart	Diğer montaj pozisyonlarını siparişte belirtiniz veya uygun miktarda yağ ekleyiniz. For these mounting position specify in the order or add oil					
B3	B6	B7	B8	V5	V6	V8
0.70 LT	0.65 LT	0.40 LT	0.65 LT	0.95 LT	0.65 LT	0.45 LT
AGIP Telium VSF 320			SHELL Omala S4 WE 320			

Daha fazla ayrıntı için internet sitemizi inceleyiniz.
For all details on lubrication and plugs check our website

Tablo 1

RADYAL VE EKSENEL YÜKLER / RADIAL AND AXIAL LOADS


Çıkış Mili
Output Shaft



n ₂ [d/d]	FA	FR	n ₂ [d/d]	FA	FR	n ₂ [d/d]	FA	FR
250	400	2000	75	560	2800	15	560	2800
150	450	2250	50	560	2800			
100	500	2500	25	560	2800			

FR isteğe bağlı olarak radyal ve eksenel yükleri karşılamak için güçlendirilmiş rulman opsiyonu.
On request reinforced bearings to increase loads.

Giriş Mili
Input Shaft



n ₁ [d/d]	FA	FR
1400	140	700
900	160	800
500	190	950

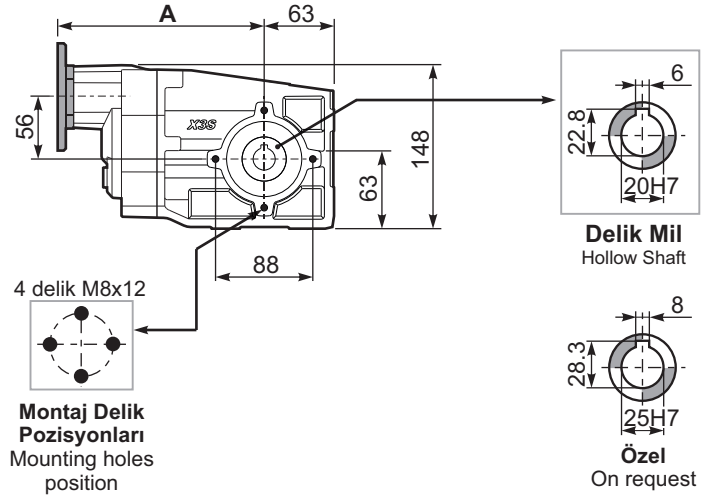
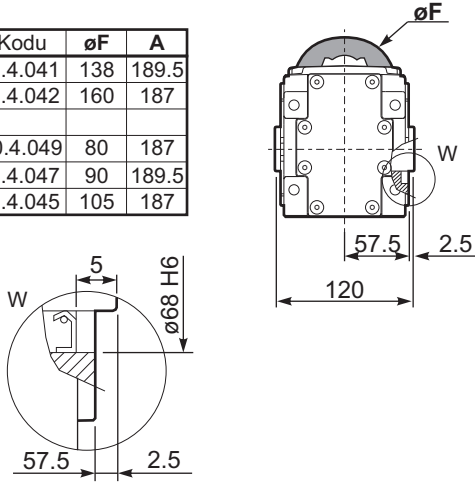
*DX yönünde eksenel yüke izin verilmez
Strong axial loads in the DX direction are not allowed.

Tablo 2

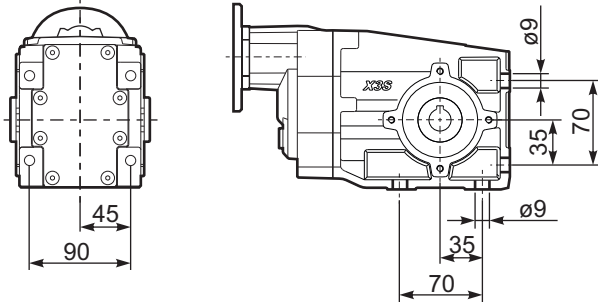
PX33SC... Standart redüktör
Basic gearbox

Ağırlık
Gearbox
weight **6.55 kg**

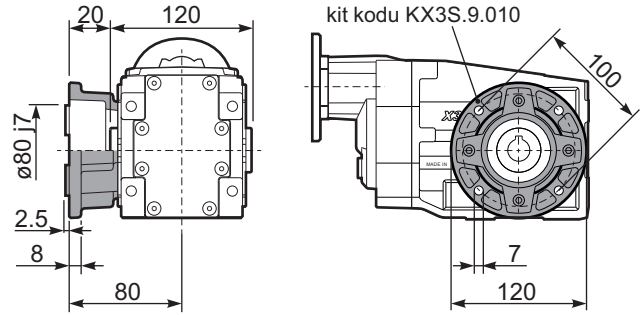
M. flanşları	Kit Kodu	øF	A
63B5	K050.4.041	138	189.5
71B5	K050.4.042	160	187
56B14	KC40.4.049	80	187
63B14	K050.4.047	90	189.5
71B14	K050.4.045	105	187



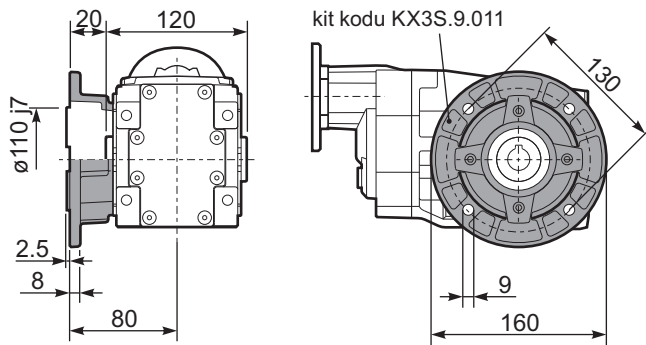
PX33S-N.. Ayak
Feet



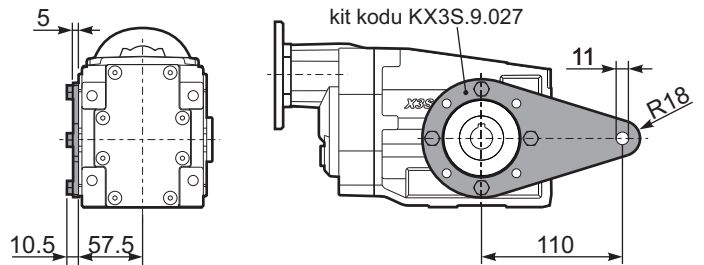
PX33S-F1.. Çıkış flanşı
Output flanges



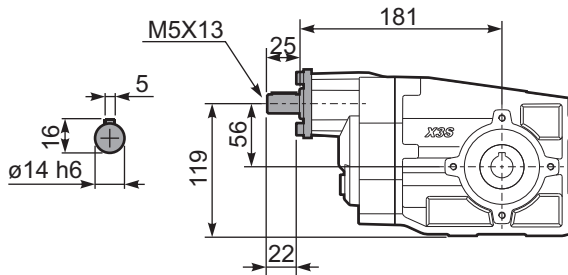
PX33S-F2.. Çıkış flanşı
Output flanges



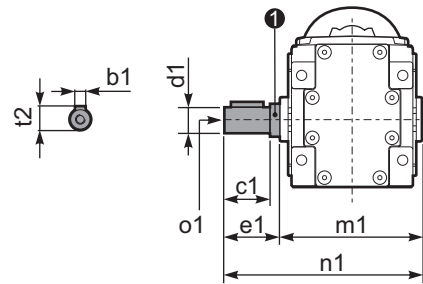
PX33SBR.. Çıkış flanşı
Output flanges



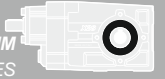
RX33S... Giriş Mili
Input shaft



PX33S..A.. Tek Çıkış Mili
Single Shaft



d1	b1	c1	e1	m1	n1	t2	o1	1 kit kodu
ø20 ^{-0.005/-0.020}	6	37.5	40	120	140	22.5	M8x20	KX2S.5.028
ø25 ^{-0.005/-0.020}	8	60	63.2	126.8	190	28	M8x20	K063.5.028



HIZLI SEÇİM / Quick Selection

Dinamik verim tüm tahvil oranları için 0,96'dır

Giriş devri (n₁) = 1400 d/d

Çıkış devri n ₂ [d/d]	Tahvil i	Motor gücü P _{1M} [kW]	Çıkış momenti M _{2M} [Nm]	Servis Faktörü f.s.	Nominal Güç P _{1R} [kW]	Nominal Moment M _{2R} [Nm]	Uygun B5 motor flanşları					Uygun B14 motor flanşları				Çıkış mil çapı	Tahvil kodu
							-B	-C	-D	-E	-F	-Q	-R	-T	-U		
							63	71	80	90	100	112	71	80	90		
192	7.29	2.2	104	0.9	2.0	95	B					C	C			2811	01
125	11.20	2.2	159	0.9	2.0	150	B					C	C			288	02
106	13.18	1.5	129	1.2	1.7	150	B					C	C			1911	03
92	15.27	1.1	109	1.4	1.5	150	B					C	C			1711	04
78	17.93	1.1	128	1.2	1.3	150	B					C	C			1511	05
69	20.25	1.1	145	1.0	1.1	150	B					C	C			198	06
65	21.40	1.1	153	1.0	1.1	150	B					C	C			1311	07
60	23.47	0.75	115	1.3	0.98	150	B					C	C			178	08
51	27.55	0.75	135	1.1	0.83	150	B					C	C			158	09
47.9	29.21	0.75	143	1.0	0.78	150	B					C	C			1011	10
42.6	32.88	0.75	161	0.9	0.70	150	B					C	C			138	11
36.7	38.12	0.55	138	1.1	0.60	150	B					C	C			911	12
31.2	44.89	0.55	163	0.9	0.51	150	B					C	C			108	13
27.8	50.34	0.37	122	1.1	0.40	131	B					C	C			711	14
23.9	58.58	0.37	142	1.1	0.39	150	B					C	C			98	15
18.1	77.36	0.25	126	1.2	0.30	150	B					C	C			78	16

Uygun Motor Flanşları
Motor Flanges Available

B) Burç ile montaj yapılabilir
Supplied with Reduction Bushing

B) Burç Kullanılmadan Montajı Yapılabilir
Available on Request without Reduction Bushing

C) Teminal Kutusu flanş pozisyonu
Motor Flange Holes Position

TR X42A Redüktörler ömürlük sentetik yağ ile yağlanmıştır ve bakım gerektirmez. Tablo 1'de uygun yağlar ve yağ miktarları tanımlanmıştır. Tablo 2'de izin verilebilir radyal ve eksenel yük değerleri tanımlanmıştır.

EN Unit X42A is supplied with synthetic oil for lifetime lubrication, no maintenance is necessary. See table 1 for lubrication and recommended quantity. In table 2 please see possible radial loads and axial loads on the gearbox.

Standart	Diğer montaj pozisyonlarını siparişte belirtiniz veya uygun miktarda yağ ekleyiniz. For these mounting position specify in the order or add oil					
0.60 LT	0.75 LT	0.50 LT	0.70 LT	1.10 LT	0.60 LT	0.50 LT
AGIP Telium VSF 320			SHELL Omala S4 WE 320			

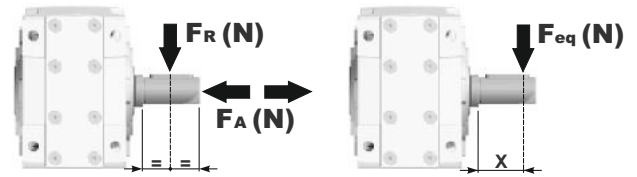
Daha fazla ayrıntı için internet sitemizi inceleyiniz.
For all details on lubrication and plugs check our website

Tablo 1

RADYAL VE EKSENEL YÜKLER / RADIAL AND AXIAL LOADS

Çıkış Mili
Output Shaft


$$F_{eq} = F_R \cdot \frac{54}{X+28}$$



n ₂ [d/d]	FA	FR	n ₂ [d/d]	FA	FR	n ₂ [d/d]	FA	FR
250	500	2500	75	800	4000	15	960	4800
150	600	3000	50	960	4800			
100	700	3500	25	960	4800			

F_R isteğe bağlı olarak radyal ve eksenel yükleri karşılamak için güçlendirilmiş rulman opsiyonu.
On request reinforced bearings to increase loads.

Giriş Mili
Input Shaft



n ₁ [d/d]	FA	FR
1400	240	1200
900	280	1400
500	340	1700

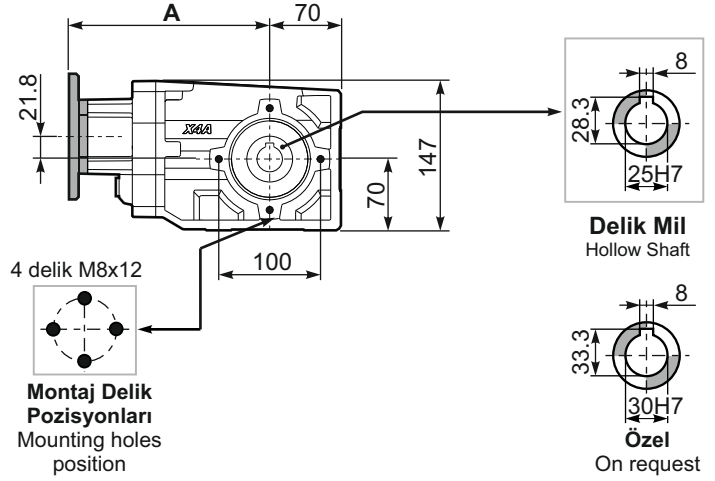
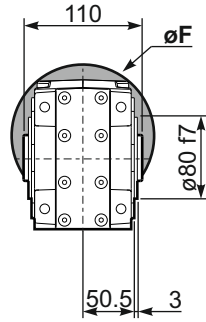
*DX yönünde eksenel yüke izin verilmez
Strong axial loads in the DX direction are not allowed.

Tablo 2

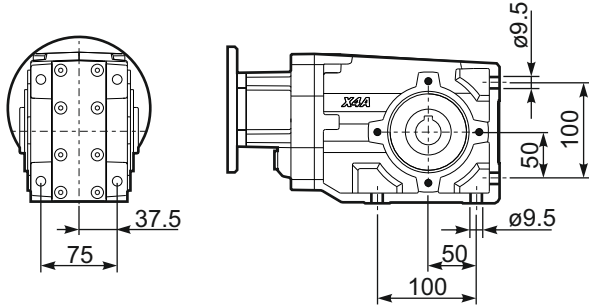
PX42AC... Standart redüktör
Basic gearbox

Ağırlık
Gearbox
weight **7.82 kg**

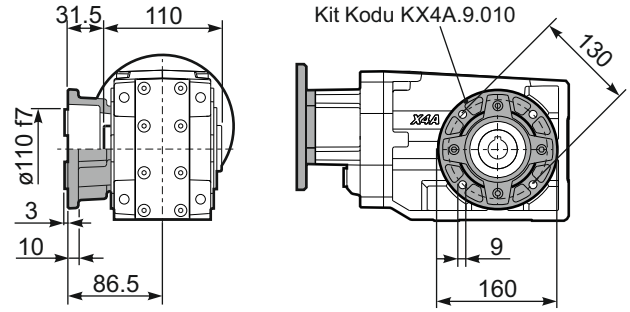
M. flanşları	Kit Kodu	øF	A
63B5	K063.4.041	140	199.5
71B5	K063.4.042	160	197.5
80/90B5	K063.4.043	200	199.5
100/112B5	KC40.4.043	250	214.3
71B14	K063.4.047	105	197.5
80B14	K063.4.046	120	199.5
90B14	K063.4.041	140	199.5
100/112B14	KC40.4.041	160	214.3



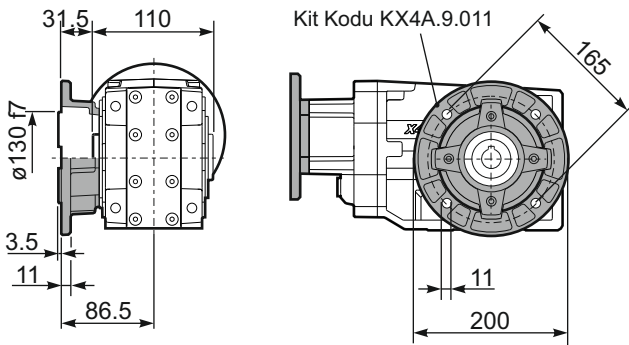
PX42A-N.. Ayak
Feet



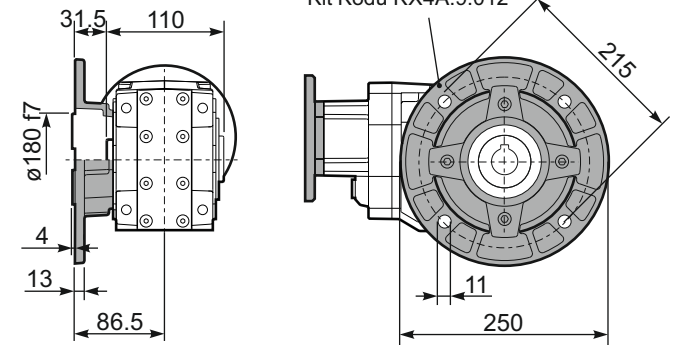
PX42A-F2.. Çıkış flanşı
Output flanges



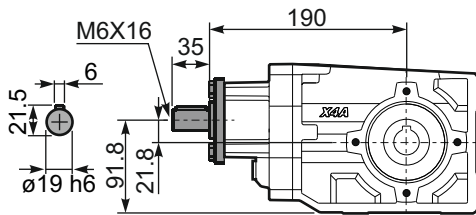
PX42A-F3.. Çıkış flanşı
Output flanges



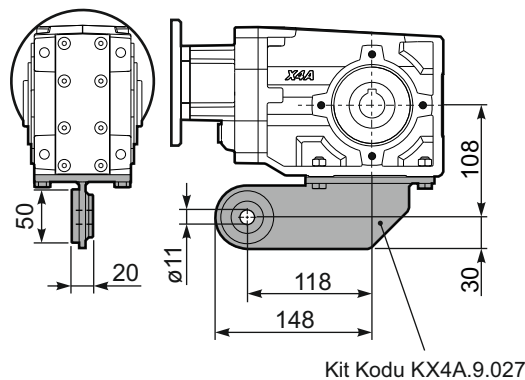
PX42A-F4.. Çıkış flanşı
Output flanges



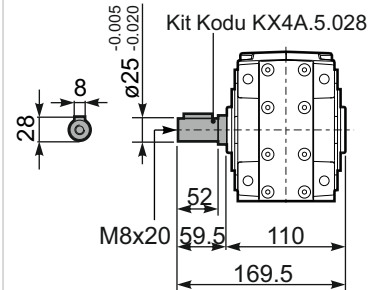
RX42A... Giriş Milini
Input shaft



PX42ABR.. Tok Kolu
Reaction Arm



PX42A..A.. Tek Çıkış Milini
Single Shaft





HIZLI SEÇİM / Quick Selection

Dinamik verim tüm tahvil oranları için 0,94'dür

Giriş devri (n₁) = 1400 d/d

Çıkış devri n ₂ [d/d]	Tahvil i	Motor gücü P _{1M} [kW]	Çıkış momenti M _{2M} [Nm]	Servis Faktörü f.s.	Nominal Güç P _{1R} [kW]	Nominal Moment M _{2R} [Nm]	Uygun B5 motor flanşları		Uygun B14 motor flanşları			Çıkış mil çapı	Tahvil kodu
							-B	-C	-O	-P	-Q		
							63	71	56	63	71		
27.8	50.35	0.37	119	1.3	0.46	150			C	C		171311	01
25.4	55.22	0.37	131	1.1	0.42	150			C	C		17178	02
23.4	59.92	0.37	142	1.1	0.39	150			C	C		151311	03
21.3	65.72	0.37	156	1.0	0.36	150			C	C		15178	04
19.5	71.78	0.25	115	1.3	0.33	150			C	C		101711	05
17.6	79.44	0.25	127	1.2	0.29	150			C	C		13178	06
15.2	92.08	0.25	147	1.0	0.25	150			C	C		15138	07
14.7	95.03	0.25	152	1.0	0.25	150			C	C		91711	08
11.1	126.55	0.18	155	1.0	0.20	160			C	C		71711	09
10.5	133.15	0.18	163	1.0	0.19	160			C	C		91311	10
9.3	150.18	0.12	119	1.3	0.17	160			C	C	Ø30 Özel	61711	11
7.9	177.30	0.12	140	1.1	0.14	160			C	C		71311	12
6.7	210.42	0.09	133	1.2	0.12	160			C	C		61311	13
6.1	230.79	0.09	146	1.1	0.11	160			C	C		6178	14
5.1	272.47	0.06	113	1.4	0.09	160			C	C		7138	15
4.3	323.37	0.06	134	1.2	0.08	160			C	C		6138	16

Uygun Motor Flanşları
Motor Flanges Available

B) Burç ile montaj yapılabilir
Supplied with Reduction Bushing

B) Burç Kullanılmadan Montajı Yapılabilir
Available on Request without Reduction Bushing

C) Teminal Kutusu flanş pozisyonu
Motor Flange Holes Position

TR X43A Redüktörler ömürlük sentetik yağ ile yağlanmıştır ve bakım gerektirmez. Tablo 1'de uygun yağlar ve yağ miktarları tanımlanmıştır. Tablo 2'de izin verilebilir radyal ve eksenel yük değerleri tanımlanmıştır.

EN Unit X43A is supplied with synthetic oil for lifetime lubrication, no maintenance is necessary. See table 1 for lubrication and recommended quantity. In table 2 please see possible radial loads and axial loads on the gearbox.

Standart	Diğer montaj pozisyonlarını siparişte belirtiniz veya uygun miktarda yağ ekleyiniz. For these mounting position specify in the order or add oil					
0.80 LT	0.80 LT	0.60 LT	0.80 LT	1.20 LT	0.70 LT	0.70 LT
AGIP Telium VSF 320			SHELL Omala S4 WE 320			

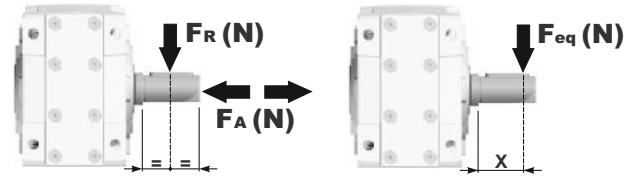
Daha fazla ayrıntı için internet sitemizi inceleyiniz.
For all details on lubrication and plugs check our website

Tablo 1

RADYAL VE EKSENEL YÜKLER / RADIAL AND AXIAL LOADS

Çıkış Mili
Output Shaft

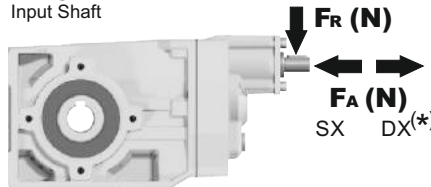
$$F_{eq} = F_R \cdot \frac{54}{X+28}$$



n ₂ [min ⁻¹]	FA	FR	n ₂ [min ⁻¹]	FA	FR	n ₂ [min ⁻¹]	FA	FR
250	500	2500	75	800	4000	15	960	4800
150	600	3000	50	960	4800			
100	700	3500	25	960	4800			

FR isteğe bağlı olarak radyal ve eksenel yükleri karşılamak için güçlendirilmiş rulman opsiyonu.
On request reinforced bearings to increase loads.

Giriş Mili
Input Shaft



n ₁ [d/d]	FA [N]	FR [N]
1400	140	700
900	160	800
500	190	950

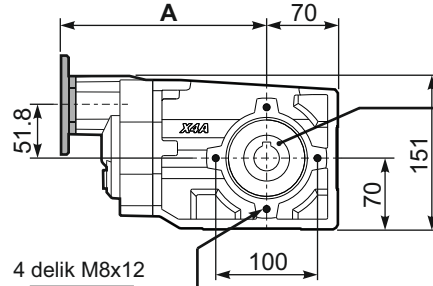
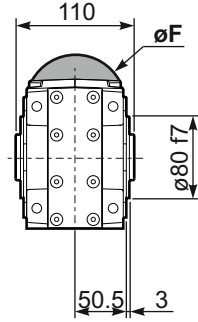
*DX yönünde eksenel yüke izin verilmez
Strong axial loads in the DX direction are not allowed.

Tablo 2

PX43AC... Standart redüktör
Basic gearbox

Ağırlık
Gearbox
weight **7.93 kg**

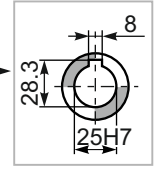
M. flanşları	Kit Kodu	øF	A
63B5	K050.4.041	138	205
71B5	K050.4.042	160	202.5
56B14	KC40.4.049	80	202.5
63B14	K050.4.047	90	205
71B14	K050.4.045	105	202.5



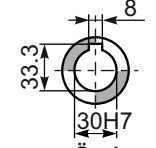
4 delik M8x12



Montaj Delik Pozisyonları
Mounting holes position

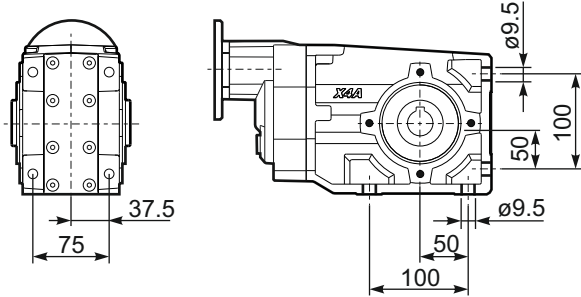


Delik Mil
Hollow Shaft

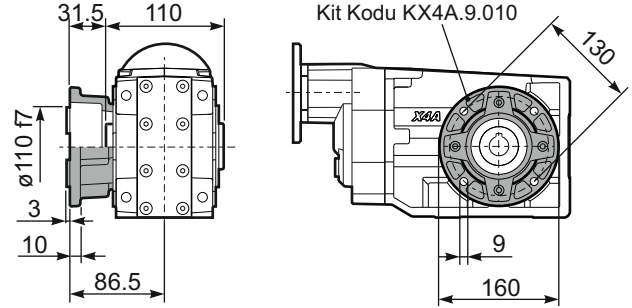


Özel
On request

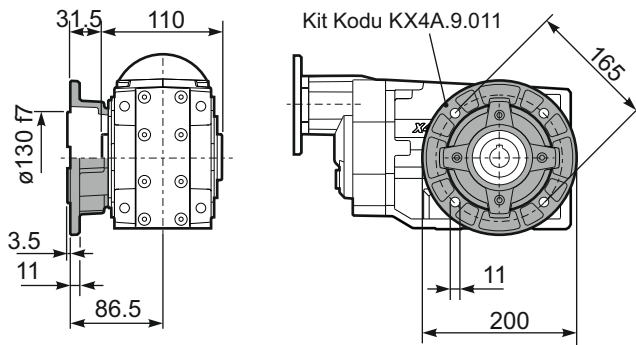
PX43A-N.. Ayak
Feet



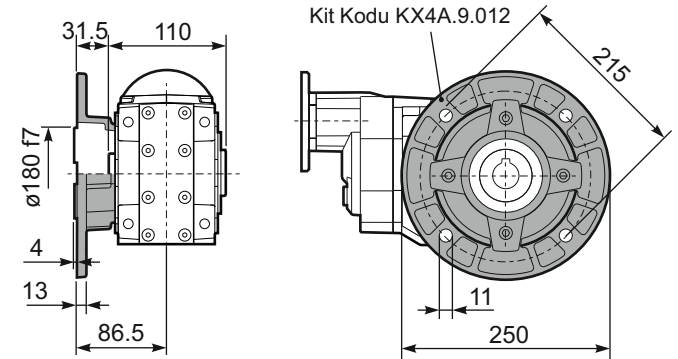
PX43A-F2.. Çıkış flanşı
Output flanges



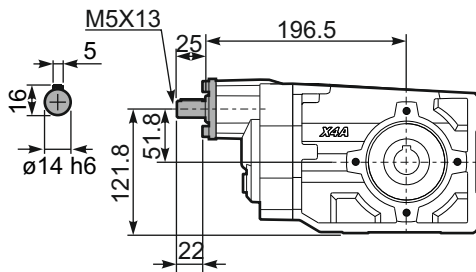
PX43A-F3.. Çıkış flanşı
Output flanges



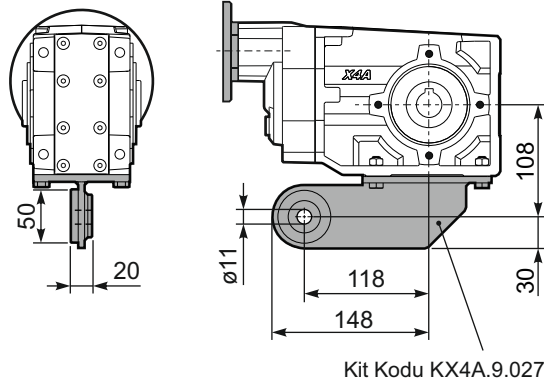
PX43A-F4.. Çıkış flanşı
Output flanges



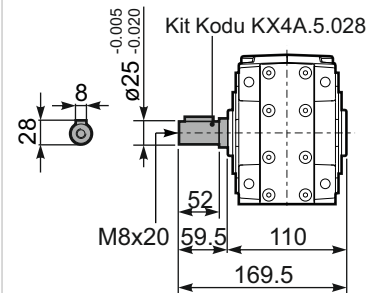
RX43A... Giriş Mili
Input shaft



PX43A BR.. Tok Kolu
Reaction Arm



PX43A..A.. Tek Çıkış Mili
Single Shaft





HIZLI SEÇİM / Quick Selection

Dinamik verim tüm tahvil oranları için 0,96'dır

Giriş devri (n₁) = 1400 d/d

Çıkış devri n ₂ [d/d]	Tahvil i	Motor gücü P _{1M} [kW]	Çıkış momenti M _{2M} [Nm]	Servis Faktörü f.s.	Nominal Güç P _{1R} [kW]	Nominal Moment M _{2R} [Nm]	Uygun B5 motor flanşları				Uygun B14 motor flanşları			Çıkış mil çapı	Tahvil kodu
							-C	-D	-E	-F	-R	-T	-U		
							71	80	90	100	112	80	90		
232	6.03	3	116	1.2	3.4	135	B							3011	01
151	9.26	3	179	0.9	2.6	155	B							308	02
123	11.36	3	219	1.0	3.1	230	B							2011	03
91	15.36	2.2	218	1.1	2.5	250	B							1611	04
80	17.46	2.2	248	1.0	2.2	250	B							208	05
70	19.97	2.2	284	0.9	1.9	250	B							1311	06
59	23.60	1.5	231	1.1	1.6	250	B							168	07
57	24.45	1.5	239	1.0	1.6	250	B							1111	08
45.6	30.69	1.1	220	1.1	1.2	250	B							138	09
39.6	35.35	1.1	253	1.0	1.1	250	B							811	10
37.3	37.57	1.1	269	0.9	1.0	250	B							118	11
28.8	48.68	0.75	239	1.0	0.78	250	B							611	12
25.8	54.33	0.75	267	0.9	0.70	250	B							88	13
18.7	74.81	0.37	181	1.2	0.43	210	B							68	14

Uygun Motor Flanşları
Motor Flanges Available

B) Burç ile montaj yapılabilir
Supplied with Reduction Bushing

B) Burç Kullanılmadan Montajı Yapılabilir
Available on Request without Reduction Bushing

C) Terminal Kutusu flanş pozisyonu
Motor Flange Holes Position

TR X52A Redüktörler ömürlük sentetik yağ ile yağlanmıştır ve bakım gerektirmez. Tablo 1'de uygun yağlar ve yağ miktarları tanımlanmıştır. Tablo 2'de izin verilebilir radyal ve aksel yük değerleri tanımlanmıştır.

EN Unit X52A is supplied with synthetic oil for lifetime lubrication, no maintenance is necessary. See table 1 for lubrication and recommended quantity. In table 2 please see possible radial loads and axial loads on the gearbox.

Standart	Diğer montaj pozisyonlarını siparişte belirtiniz veya uygun miktarda yağ ekleyiniz. For these mounting position specify in the order or add oil					
0.90 LT	1.50LT	0.75 LT	1.40 LT	1.95 LT	1.15 LT	0.80 LT
AGIP Telium VSF 320			SHELL Omala S4 WE 320			

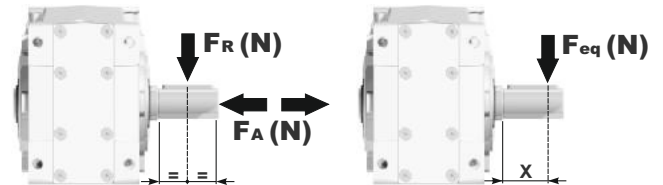
Daha fazla ayrıntı için internet sitemizi inceleyiniz.
For all details on lubrication and plugs check our website

Tablo 1

RADYAL VE EKSENEL YÜKLER / RADIAL AND AXIAL LOADS

Çıkış Mili
Output Shaft


$$F_{eq} = F_R \cdot \frac{61.5}{X+31}$$



n ₂ [d/d]	FA	FR	n ₂ [d/d]	FA	FR	n ₂ [d/d]	FA	FR
250	600	3000	75	820	4100	15	1660	8300
150	700	3500	50	960	4800			
100	800	4000	25	1350	6750			

FR İsteğe bağlı olarak radyal ve aksel yükleri karşılamak için güçlendirilmiş rulman opsiyonu.
On request reinforced bearings to increase loads.

Giriş Mili
Input Shaft



n ₁ [d/d]	FA	FR
1400	450	2250
900	500	2500
500	600	3000

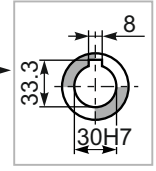
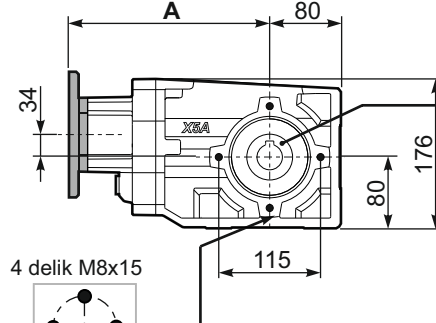
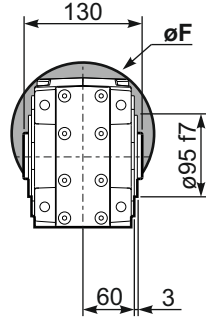
*DX yönünde aksel yüküne izin verilmez
Strong axial loads in the DX direction are not allowed.

Tablo 2

PX52AC... Standart redüktör
Basic gearbox

Ağırlık
Gearbox
weight **12.80 kg**

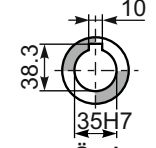
M. flanşları	Kit Kodu	øF	A
71B5	KC023.4.041	160	234
80/90B5	KC023.4.042	200	236
100/112B5	KC023.4.043	250	245
80B14	KC085.4.046	120	236
90B14	KC085.4.045	140	236
100/112B14	KC085.4.047	160	245



Delik Mil
Hollow Shaft

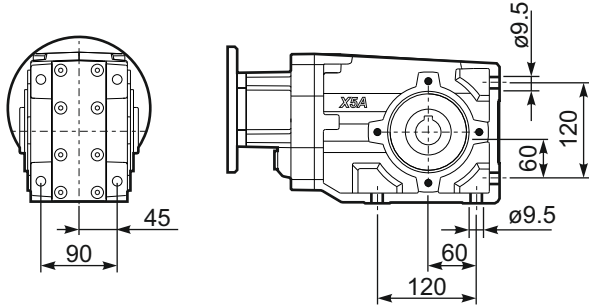


Montaj Delik Pozisyonları
Mounting holes position

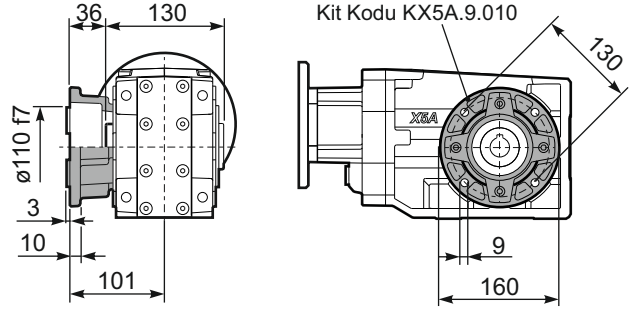


Özel
On request

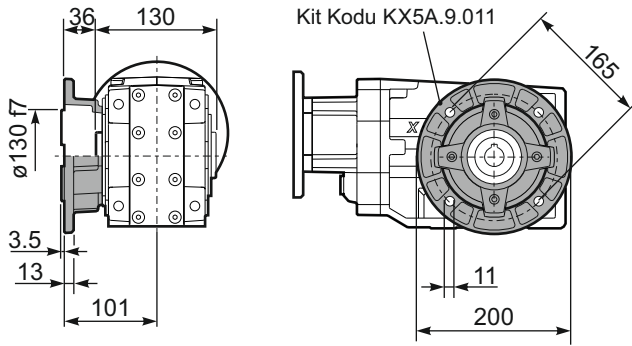
PX52A-N.. Ayak
Feet



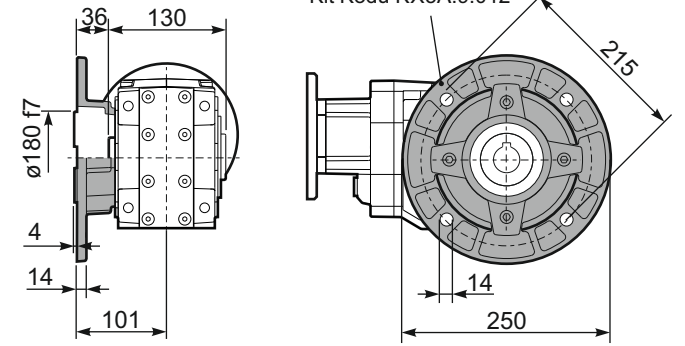
PX52A-F2.. Çıkış flanşı
Output flanges



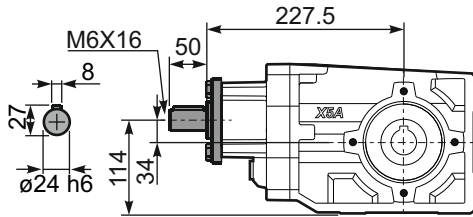
PX52A-F3.. Çıkış flanşı
Output flanges



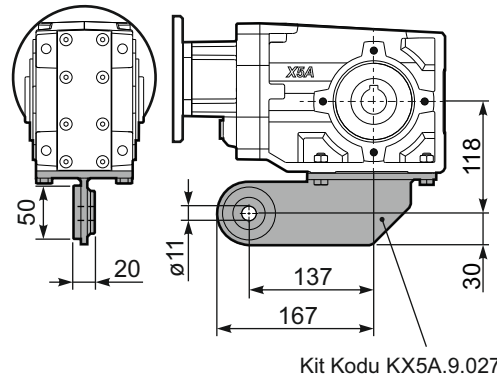
PX52A-F4.. Çıkış flanşı
Output flanges



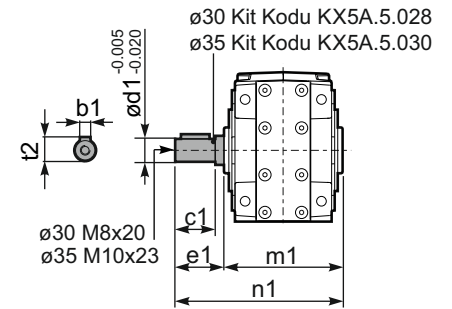
RX52A... Giriş Milini
Input shaft



PX52A BR.. Tok Kolu
Reaction Arm



PX52A..A.. Tek Çıkış Milini
Single Shaft



	b1	c1	d1	e1	m1	n1	t2
ø30	8	60	30	68	134	202	33
ø35	10	60	35	73.5	141	214.5	38



HIZLI SEÇİM / Quick Selection

Dinamik verim tüm tahvil oranları için 0,94'dür

Giriş devri (n₁) = 1400 d/d

Çıkış devri n ₂ [d/d]	Tahvil i	Motor gücü P _{1M} [kW]	Çıkış momenti M _{2M} [Nm]	Servis Faktörü f.s.	Nominal Güç P _{1R} [kW]	Nominal Moment M _{2R} [Nm]	Uygun B5 motor flanşları				Uygun B14 motor flanşları			Çıkış mil çapı	Tahvil kodu
							-B	-C	-D	-E	-Q	-R	-T		
							63	71	80	90	71	80	90		
24.7	56.76	0.55	201	1.2	0.69	250	B				C	C		191311	01
21.3	65.79	0.55	233	1.1	0.59	250	B				C	C		171311	02
18.1	77.23	0.55	274	0.9	0.50	250	B				C	C		151311	03
16.0	87.23	0.37	207	1.2	0.45	250	B				C	C		19138	04
15.2	92.18	0.37	219	1.1	0.42	250	B				C	C		131311	05
13.9	100.47	0.37	238	1.0	0.39	250	B				C	C		19811	06
12.0	116.45	0.37	276	0.9	0.33	250	B				C	C		17811	07
11.1	125.82	0.25	201	1.2	0.31	250	B				C	C		101311	08
9.9	141.66	0.25	227	1.1	0.28	250	B				C	C		13138	09
8.6	163.16	0.25	261	1.0	0.24	250	B				C	C		13811	10
7.8	178.96	0.18	219	1.1	0.22	250	B				C	C		1788	11
7.2	193.36	0.18	237	1.1	0.20	250	B				C	C		10138	12
6.5	216.84	0.18	265	0.9	0.18	250	B				C	C		71311	13
5.5	252.36	0.12	200	1.3	0.15	250	B				C	C		9138	14
4.8	290.67	0.12	230	1.1	0.13	250	B				C	C		9811	15
4.2	333.23	0.09	210	1.2	0.12	250	B				C	C		7138	16
3.6	383.82	0.09	242	1.0	0.10	250	B				C	C		7811	17
3.1	446.70	0.09	282	0.9	0.09	250	B				C	C		988	18
2.4	589.85	0.06	244	1.0	0.07	250	B				C	C		788	19

Uygun Motor Flanşları
Motor Flanges Available

B) Burç ile montaj yapılabilir
Supplied with Reduction Bushing

B) Burç Kullanılmadan Montajı Yapılabilir
Available on Request without Reduction Bushing

C) Teminal Kutusu flanş pozisyonu
Motor Flange Holes Position

TR X53A Redüktörler ömürlük sentetik yağ ile yağlanmıştır ve bakım gerektirmez. Tablo 1'de uygun yağlar ve yağ miktarları tanımlanmıştır. Tablo 2'de izin verilebilir radyal ve aksel yük değerleri tanımlanmıştır.

EN Unit X53A is supplied with synthetic oil for lifetime lubrication, no maintenance is necessary. See table 1 for lubrication and recommended quantity. In table 2 please see possible radial loads and axial loads on the gearbox.

Standart	Diğer montaj pozisyonlarını siparişte belirtiniz veya uygun miktarda yağ ekleyiniz. For these mounting position specify in the order or add oil						
B3	B6	B7	B8	V5	V6	V8	
1.30 LT	1.55 LT	0.85 LT	1.45 LT	2.10 LT	1.25 LT	0.95 LT	
AGIP Telium VSF 320				SHELL Omala S4 WE 320			

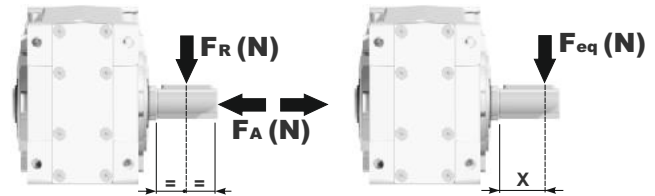
Daha fazla ayrıntı için internet sitemizi inceleyiniz.
For all details on lubrication and plugs check our website

Tablo 1

RADYAL VE EKSENEL YÜKLER / RADIAL AND AXIAL LOADS

Çıkış Mili
Output Shaft

$$F_{eq} = F_R \cdot \frac{61.5}{X+31}$$



n ₂ [d/d]	FA	FR	n ₂ [d/d]	FA	FR	n ₂ [d/d]	FA	FR
250	600	3000	75	820	4100	15	1660	8300
150	700	3500	50	960	4800			
100	800	4000	25	1350	6750			

FR isteğe bağlı olarak radyal ve aksel yükleri karşılamak için güçlendirilmiş rulman opsiyonu.
On request reinforced bearings to increase loads.

Giriş Mili
Input Shaft



n ₁ [d/d]	FA [N]	FR [N]
1400	400	2000
900	440	2200
500	440	2200

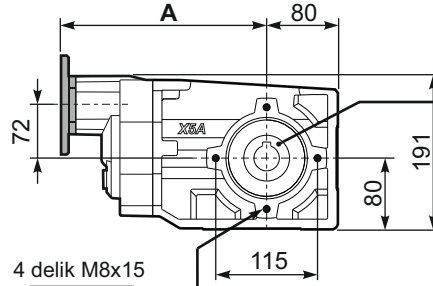
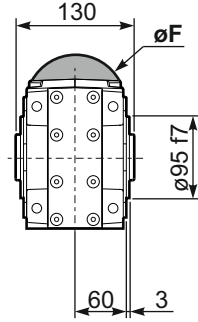
*DX yönünde aksel yüke izin verilmez.
Strong axial loads in the DX direction are not allowed.

Tablo 2

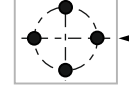
PX53AC... Standart redüktör
Basic gearbox

Ağırlık
Gearbox
weight **12.65 kg**

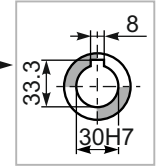
M. flanşları	Kit Kodu	øF	A
63B5	K063.4.041	140	246
71B5	K063.4.042	160	244
80/90B5	K063.4.043	200	246
71B14	K063.4.047	105	244
80B14	K063.4.046	120	246
90B14	K063.4.041	140	246



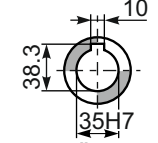
4 delik M8x15



**Montaj Delik
Pozisyonları**
Mounting holes
position

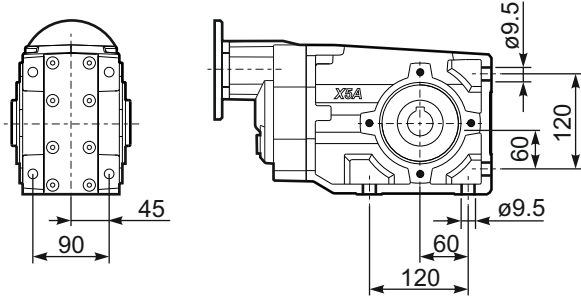


Delik Mil
Hollow Shaft

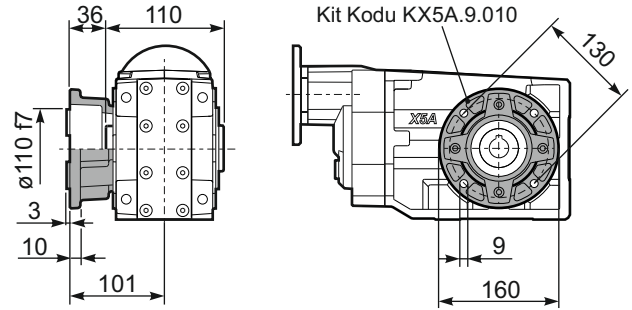


Özel
On request

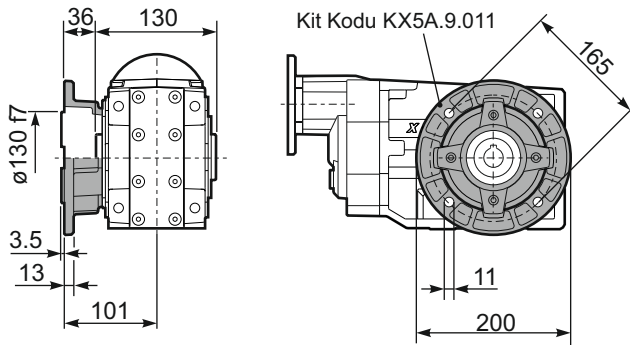
PX53A-N.. Ayak
Feet



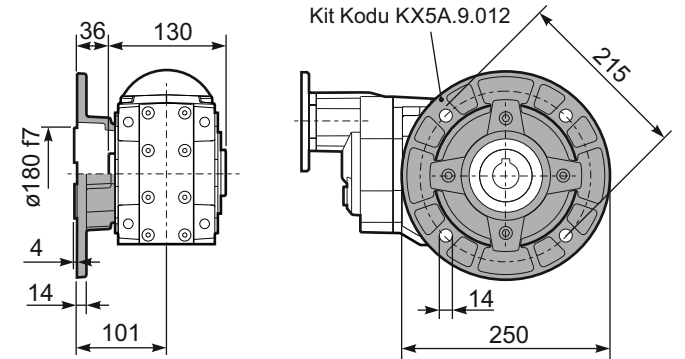
PX53A-F2.. Çıkış flanşı
Output flanges



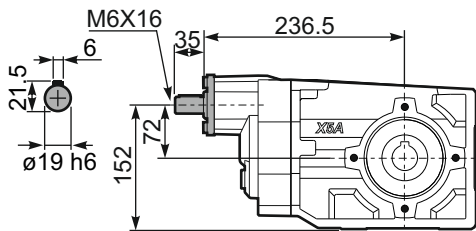
PX53A-F3.. Çıkış flanşı
Output flanges



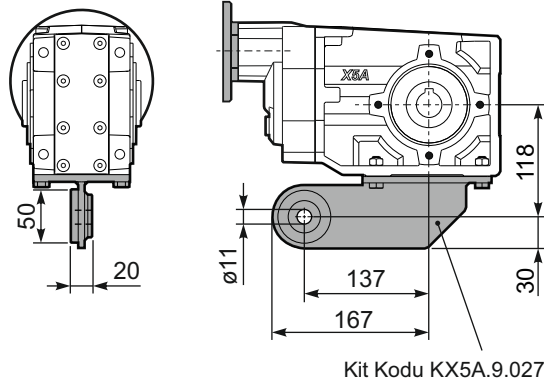
PX53A-F4.. Çıkış flanşı
Output flanges



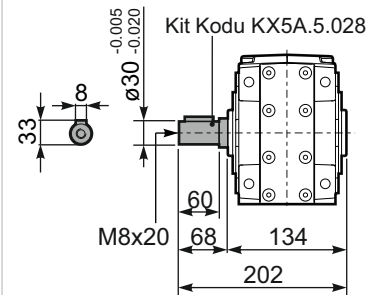
RX53A... Giriş Mili
Input shaft



PX53A BR.. Tok Kolu
Reaction Arm



PX53A..A.. Tek Çıkış Mili
Single Shaft





HIZLI SEÇİM / Quick Selection

Dinamik verim tüm tahvil oranları için 0,96'dır

Giriş devri (n_1) = 1400 d/d

Çıkış devri n_2 [d/d]	Tahvil i	Motor gücü P_{1M} [kW]	Çıkış momenti M_{2M} [Nm]	Servis Faktörü f.s.	Nominal Güç P_{1R} [kW]	Nominal Moment M_{2R} [Nm]	Uygun B5 motor flanşları					Uygun B14 motor flanşları				Çıkış mil çapı	Tahvil kodu
							-C	-D	-E	-F	-G	-R	-T	-U	-V		
							71	80	90	100 112	132	80	90	100 112	132		
232	6.03	5.5	211	1.1	6.1	240	B									3011	01
151	9.26	4	238	1.1	4.5	270	B									308	02
123	11.36	4	291	1.2	4.7	350	B									2011	03
91	15.36	4	394	1.0	3.8	385	B									1611	04
80	17.46	4	448	0.9	3.5	400	B									208	05
70	19.97	3	386	1.1	3.1	410	B									1311	06
59	23.60	3	456	0.9	2.7	410	B									168	07
57	24.45	3	472	0.9	2.6	410	B									1111	08
45.6	30.69	2.2	436	0.9	2.0	410	B									138	09
39.6	35.35	1.5	346	1.2	1.8	410	B									811	10
37.3	37.57	1.5	368	1.1	1.7	410	B									118	11
28.8	48.68	1.1	348	1.0	1.1	365	B									611	12
25.8	54.33	1.1	389	1.1	1.2	410	B									88	13
18.7	74.81	0.75	367	1.0	0.73	360	B									68	14

Uygun Motor Flanşları
Motor Flanges Available

B) Burç ile montaj yapılabilir
Supplied with Reduction Bushing

B) Burç Kullanılmadan Montajı Yapılabilir
Available on Request without Reduction Bushing

C) Terminal Kutusu flanş pozisyonu
Motor Flange Holes Position

TR X62A Redüktörler ömürlük sentetik yağ ile yağlanmıştır ve bakım gerektirmez. Tablo 1'de uygun yağlar ve yağ miktarları tanımlanmıştır. Tablo 2'de izin verilebilir radyal ve eksenel yük değerleri tanımlanmıştır.

EN Unit X62A is supplied with synthetic oil for lifetime lubrication, no maintenance is necessary. See table 1 for lubrication and recommended quantity. In table 2 please see possible radial loads and axial loads on the gearbox.

Standart	Diğer montaj pozisyonlarını siparişte belirtiniz veya uygun miktarda yağ ekleyiniz. For these mounting position specify in the order or add oil						
B3	B6	B7	B8	V5	V6	V8	V8
1.25 LT	1.70 LT	0.95 LT	1.60 LT	2.45 LT	1.50 LT	1.10 LT	1.10 LT
AGIP Telium VSF 320				SHELL Omala S4 WE 320			

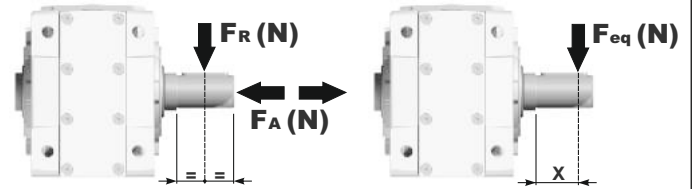
Daha fazla ayrıntı için internet sitemizi inceleyiniz.
For all details on lubrication and plugs check our website

Tablo 1

RADYAL VE EKSENEL YÜKLER / RADIAL AND AXIAL LOADS

Çıkış Mili
Output Shaft


$$F_{eq} = F_R \cdot \frac{69}{X+39}$$



n_2 [d/d]	FA	FR	n_2 [d/d]	FA	FR	n_2 [d/d]	FA	FR
250	600	3000	75	890	4450	15	1660	8300
150	700	3500	50	1140	5700			
100	780	3900	25	1330	6650			

F_R isteğe bağlı olarak radyal ve eksenel yükleri karşılamak için güçlendirilmiş rulman opsiyonu.
On request reinforced bearings to increase loads.

Giriş Mili
Input Shaft



n_1 [d/d]	FA	FR
1400	450	2250
900	500	2500
500	600	3000

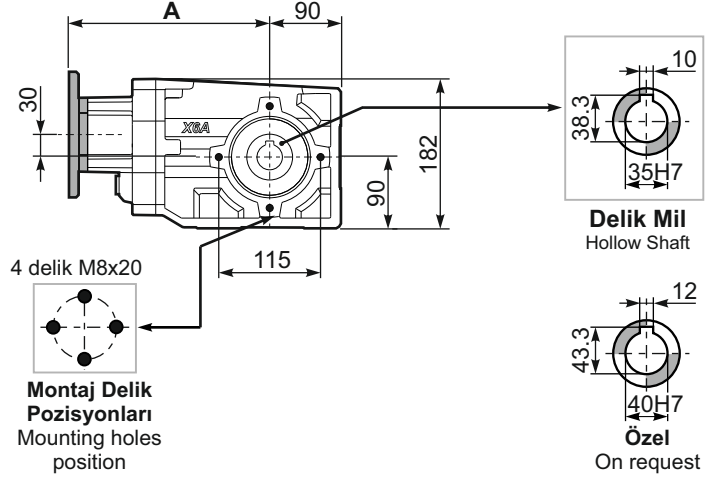
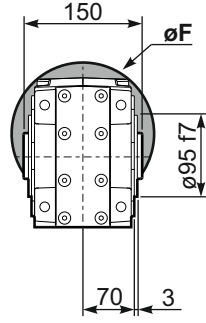
*DX yönünde eksenel yüke izin verilmez
Strong axial loads in the DX direction are not allowed.

Tablo 2

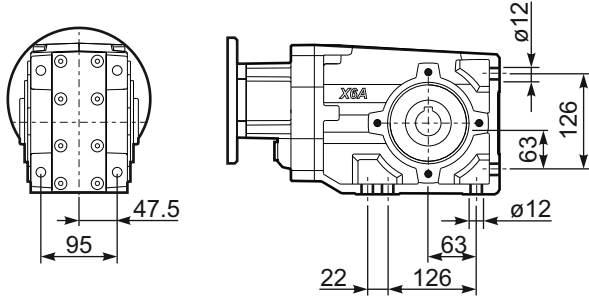
PX62AC... Standart redüktör
Basic gearbox

Ağırlık
Gearbox
weight **15.80 kg**

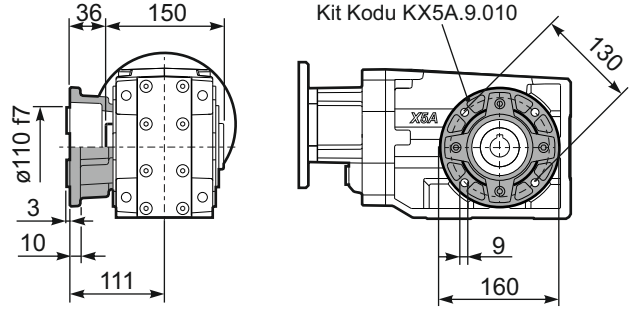
M. flanşları	Kit Kodu	øF	A
71B5	KC023.4.041	160	253
80/90B5	KC023.4.042	200	255
100/112B5	KC023.4.043	250	264
132B5	KC50.4.043	300	282
80B14	KC085.4.046	120	255
90B14	KC085.4.045	140	255
100/112B14	KC085.4.047	160	264
132B14	KC50.4.041	200	282



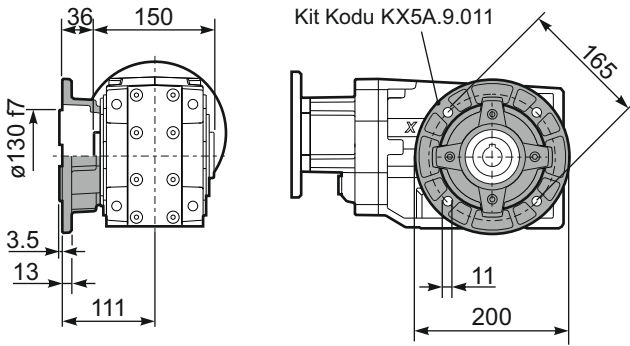
PX62A-N.. Ayak
Feet



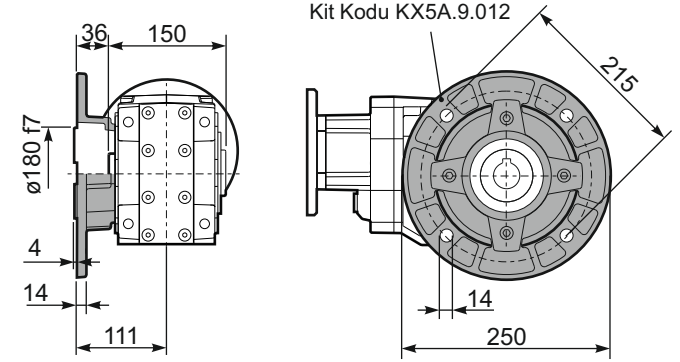
PX62A-F2.. Çıkış flanşı
Output flanges



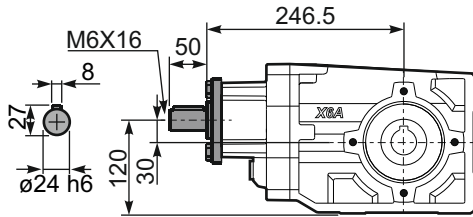
PX62A-F3.. Çıkış flanşı
Output flanges



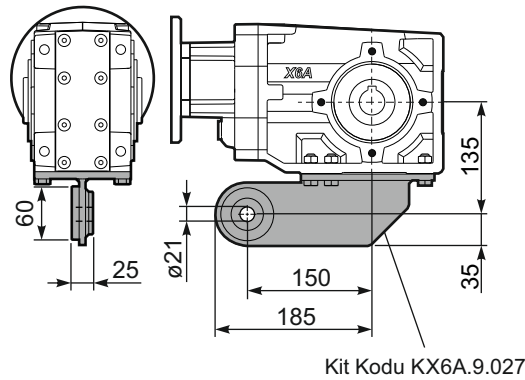
PX62A-F4.. Çıkış flanşı
Output flanges



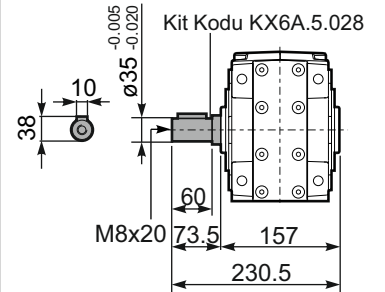
RX62A... Giriş Mili
Input shaft



PX62A BR.. Tok Kolu
Reaction Arm



PX62A..A.. Tek Çıkış Mili
Single Shaft





HIZLI SEÇİM / Quick Selection

Dinamik verim tüm tahvil oranları için 0,94'dür

Giriş devri (n₁) = 1400 d/d

Çıkış devri n ₂ [d/d]	Tahvil i	Motor gücü P _{1M} [kW]	Çıkış momenti M _{2M} [Nm]	Servis Faktörü f.s.	Nominal Güç P _{1R} [kW]	Nominal Moment M _{2R} [Nm]	Uygun B5 motor flanşları				Uygun B14 motor flanşları			Çıkış mil çapı	Tahvil kodu
							-B	-C	-D	-E	-Q	-R	-T		
							63	71	80	90	71	80	90		
24.7	56.76	1.1	398	1.0	1.1	410	B				C	C		191311	01
21.3	65.79	0.75	316	1.3	0.97	410	B				C	C		171311	02
18.1	77.23	0.75	371	1.1	0.83	410	B				C	C		151311	03
16.0	87.23	0.75	420	1.0	0.73	410	B				C	C		19138	04
15.2	92.18	0.75	443	0.9	0.69	410	B				C	C		131311	05
13.9	100.47	0.55	357	1.2	0.64	410	B				C	C		19811	06
12.0	116.45	0.55	413	1.0	0.55	410	B				C	C		17811	07
11.1	125.82	0.55	446	0.9	0.51	410	B				C	C		101311	08
9.9	141.66	0.37	336	1.2	0.45	410	B				C	C		13138	09
8.6	163.16	0.37	387	1.1	0.39	410	B				C	C		13811	10
7.8	178.96	0.37	424	1.0	0.36	410	B				C	C		1788	11
7.2	193.36	0.37	459	0.9	0.33	410	B				C	C		10138	12
6.5	216.84	0.25	347	1.2	0.29	410	B				C	C		71311	13
5.5	252.36	0.25	404	1.0	0.25	410	B				C	C		9138	14
4.8	290.67	0.25	465	0.9	0.22	410	B				C	C		9811	15
4.2	333.23	0.18	408	1.0	0.19	410	B				C	C		7138	16
3.6	383.82	0.18	470	0.9	0.17	410	B				C	C		7811	17
3.1	446.70	0.12	353	1.2	0.14	410	B				C	C		988	18
2.4	589.85	0.09	372	1.1	0.11	410	B				C	C		788	19

Uygun Motor Flanşları
Motor Flanges Available

B) Burç ile montaj yapılabilir
Supplied with Reduction Bushing

B) Burç Kullanılmadan Montajı Yapılabilir
Available on Request without Reduction Bushing

C) Teminal Kutusu flanş pozisyonu
Motor Flange Holes Position

TR X63A Redüktörler ömürlük sentetik yağ ile yağlanmıştır ve bakım gerektirmez. Tablo 1'de uygun yağlar ve yağ miktarları tanımlanmıştır. Tablo 2'de izin verilebilir radyal ve ekseyel yük değerleri tanımlanmıştır.

EN Unit X63A is supplied with synthetic oil for lifetime lubrication, no maintenance is necessary. See table 1 for lubrication and recommended quantity. In table 2 please see possible radial loads and axial loads on the gearbox.

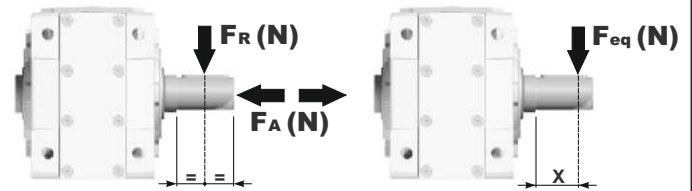
Standart	Diğer montaj pozisyonlarını siparişte belirtiniz veya uygun miktarda yağ ekleyiniz. For these mounting position specify in the order or add oil					
1.80 LT	1.80 LT	1.05 LT	1.70 LT	2.60 LT	1.65 LT	1.30 LT
AGIP Telium VSF 320			SHELL Omala S4 WE 320			

Daha fazla ayrıntı için internet sitemizi inceleyiniz. **Tablo 1**
For all details on lubrication and plugs check our website

RADYAL VE EKSESEL YÜKLER / RADIAL AND AXIAL LOADS

Çıkış Mili
Output Shaft

$$F_{eq} = F_R \cdot \frac{69}{X+39}$$



n ₂ [d/d]	FA	FR	n ₂ [d/d]	FA	FR	n ₂ [d/d]	FA	FR
250	600	3000	75	890	4450	15	1660	8300
150	700	3500	50	1140	5700			
100	780	3900	25	1330	6650			

İsteğe bağlı olarak radyal ve ekseyel yükleri karşılamak için FR güçlendirilmiş rulman opsiyonu.
On request reinforced bearings to increase loads.

Giriş Mili
Input Shaft



n ₁ [d/d]	FA [N]	FR [N]
1400	400	2000
900	440	2200
500	440	2200

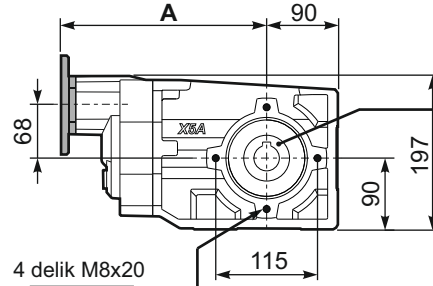
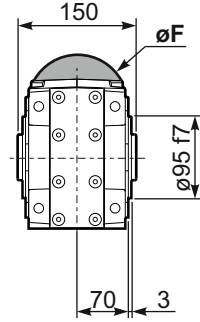
*DX yönünde ekseyel yüke izin verilmez.
Strong axial loads in the DX direction are not allowed.

Tablo 2

PX63AC... Standart redüktör
Basic gearbox

Ağırlık
Gearbox
weight **15.98 kg**

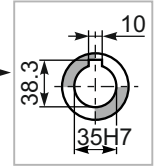
M. flanşlar	Kit Kodu	øF	A
63B5	K063.4.041	140	265
71B5	K063.4.042	160	263
80/90B5	K063.4.043	200	265
71B14	K063.4.047	105	263
80B14	K063.4.046	120	265
90B14	K063.4.041	140	265



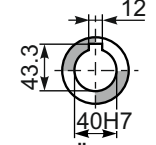
4 delik M8x20



**Montaj Delik
Pozisyonları**
Mounting holes
position

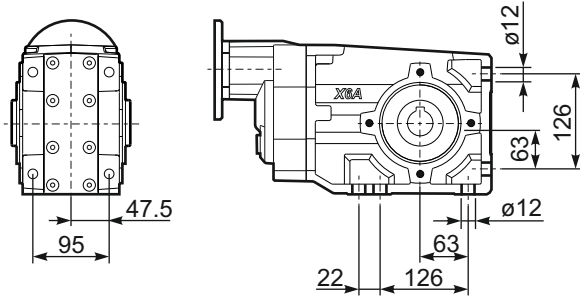


Delik Mil
Hollow Shaft

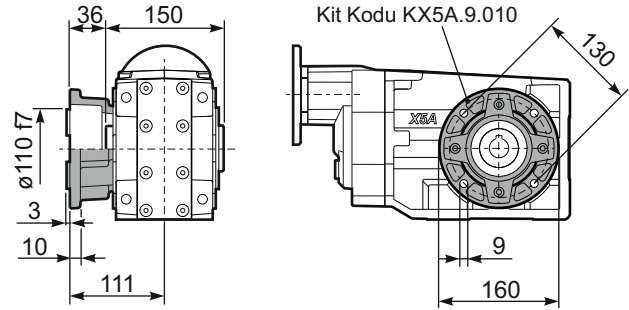


Özel
On request

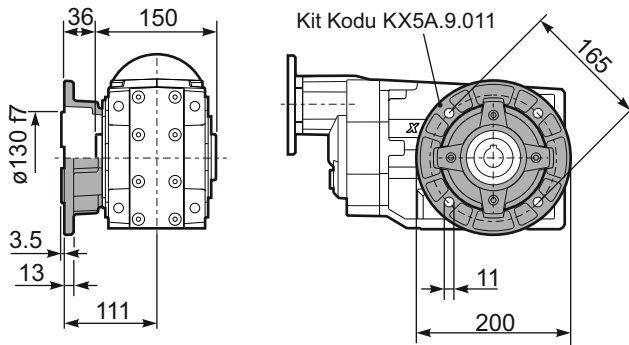
PX63A-N.. Ayak
Feet



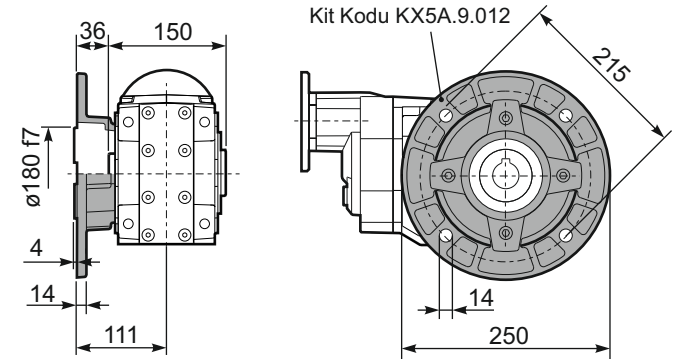
PX63A-F2.. Çıkış flanşı
Output flanges



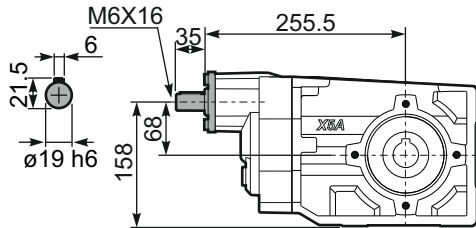
PX63A-F3.. Çıkış flanşı
Output flanges



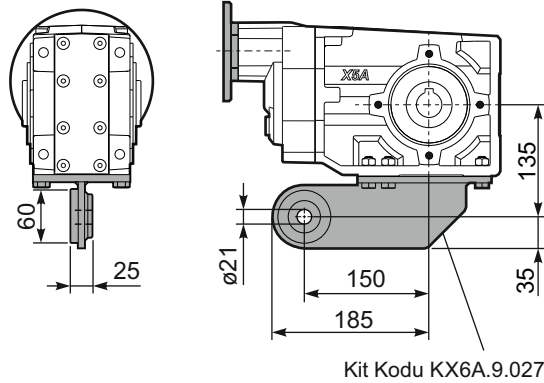
PX63A-F4.. Çıkış flanşı
Output flanges



RX63A... Giriş Mili
Input shaft



PX63A BR.. Tok Kolu
Reaction Arm



PX63A..A.. Tek Çıkış Mili
Single Shaft

